



Belle Isle Police Department

Interoffice Memorandum:

TO: Chief Travis Grimm

FROM: Deputy Chief Jeremy Millis

DATE: May 10, 2024

RE: Surplus of old Yamaha Outboard Motor

In January of 2023, the Belle Isle Police Department replaced the engine on MP1 (2018 Pathfinder). I request we surplus the Yamaha SHO VF200LA (Engine ID# 6CDL-1005248). The engine has approximately 1500 hours and has been sitting at Belle Isle Public Works since the repower. Attached to this memo are the engine title and three online printouts as to the current value of the engine if the city council decides to sell it.

** Community First **

CERTIFICATE OF ORIGIN FOR A BOAT OR MOTOR



YAMAHA MOTOR CORPORATION, U.S.A.

DATE

03/28/2018

MFG DATE

02/01/2018

BODY TYPE

OUTBOARD ENGINE

H.P. (S.A.E.)

200.0

ENGINE ID. NO.

6CDL-1005248

MAKE

YAMAHA

INVOICE NO.

91377227

SERIES OR MODEL

VF200LA

SHIPPING WEIGHT

505.000 LBS

NO CYLS.

6 4169 CC

I, the undersigned authorized representative of the company, firm or corporation named below, hereby certify that the new vehicle/boat or motor described above is the property of the said company, firm or corporation and is transferred on the above date and under the Invoice Number indicated to the following distributor or dealer.

NAME OF DISTRIBUTOR, DEALER, ETC.

554000

MAVERICK BOAT GROUP, INC.

3207 INDUSTRIAL 29TH ST

FORT PIERCE FL 34946-8642

It is further certified that this was the first transfer of such new vehicle in ordinary trade and commerce.

YAMAHA MOTOR CORPORATION, U.S.A.

BY:


Exec. Vice President, Secretary/Treasurer

(SIGNATURE OF AUTHORIZED REPRESENTATIVE)

(AGENT)

YA 5310103

Cypress, California 90630

CITY - STATE

Y10512 REV. 8/2016

2018 Yamaha 4-Stroke Series VF200LA





Values

	Suggested List Price	Low Retail	Average Retail
Base Price	\$20,240	\$10,605	\$11,915
Total Price	\$20,240	\$10,605	\$11,915

Interested in Selling Your Vehicle?

Get a verified offer sent directly to you.
This website uses tracking technologies to enhance user experience and analyze performance. We also share website use information with our social media, advertising and analytics partners. To opt-out of sale or other targeted advertising technologies, click the button to the right. To opt-out of sale or sharing not related to tracking technologies, please visit [Offline Do Not Sell or Share My Information](#).

 **Don't make a \$11,915 mistake,**
get a Boat History Report before you buy!

 **Don't make a \$11,915 mistake,**
get a Boat History Report before you buy!

Click Here

Online Do Not Sell
or Share My
Information

Accept Cookies

J.D. Power Boat Buying Program

Take advantage of real dealer pricing and shop special offers on new and used Boats

Select your Boat to Get Started

Used



32809

See Dealer Pricing

Learn More about the J.D. Power Boat Buying Program

This website uses tracking technologies to enhance user experience and analyze performance. We also share website use information with our social media, advertising and analytics partners. To opt-out of sale or sharing related to tracking technologies, click the button to the right. To opt-out of sale or sharing not related to tracking technologies, please visit [Offline Do Not Sell or Share My Information](#). To find out more, please visit our [privacy policy](#).

Boat History Report

A boat's history affects its value - check the history of this 2018 Yamaha and avoid buying a previously damaged boat.

- ✓ Check for storm damage, accidents, loss, theft, registration history and more
- ✓ Don't get stuck with an unsafe boat needing costly repairs



HULL ID

Enter Hull ID or click Get Report



Get Report

Progressive Boat Insurance

Insure your 2018 Yamaha VF200LA for just \$100/year*

- ✓ **More freedom:** You're covered on all lakes, rivers, and oceans within 75 miles of the coast.
- ✓ **Savings:** We offer low rates and plenty of discounts.
- ✓ **Coverages:** We offer wreckage/fuel spill removal, on-water towing, etc.

This website uses tracking technologies to enhance user experience and analyze performance. We also share website use information with our social media, advertising and analytics partners. To opt-out of sale or sharing related to tracking technologies, click the button to the right. To opt-out of sale or sharing not related to tracking

Get A Quote

technologies, please visit [Offline Do Not Sell or Share My Information](#).
 *Annual premium is for a basic liability policy and is not available in all states.
 To find out more, please visit our [privacy policy](#).

Best way to sell your Boat with GoRollick

Our brokers can help you get the best price on your Boat

Get Started >

J.D. Power Boats Pricing Guide

Buy J.D. Power Marine Appraisal Guide.

Buy Now >

Haul your Boat

Need a truck to haul your boat.

Haul Your Boat >

This website uses tracking technologies to enhance user experience and analyze performance. We also share website use information with our social media, advertising and analytics partners. To opt-out of sale or sharing related to tracking technologies, click the button to the right. To opt-out of sale or sharing not related to tracking technologies, please visit [Offline Do Not Sell or Share My Information](#).

To find out more, please visit our [privacy policy](#).

Research another outboard motor

Go

Truck deals, pricing and values

Suggested List – We have included manufacturer's suggested retail pricing (MSRP) to assist in the financing, insuring and appraising of vessels. The MSRP is the manufacturer's and/or distributor's highest suggested retail price in the U.S.A. when the unit was new. The MSRP is furnished by the manufacturer and/or distributor and are assumed to be correct. Unless indicated, the MSRP does not include destination charges, dealer set-up, state or local taxes, license tags or insurance.

Low Retail Value — A low retail valued outboard engine will show wear and/or defects. It may have been stored outside in the elements, been neglected and require cosmetic and/or mechanical work. This classification of engine is not in running order or is in rough running condition. Low retail engines usually are not found on a dealer's lot. **Low Retail is not a trade-in value.**

Average Retail Value — An average retail valued outboard engine should be in good condition with no visible damage or defects. This category of engine should be in sound running order. The buyer may need to invest in either minor cosmetic or mechanical work.

Note: Vehicles/Vessels in exceptional condition can be worth a significantly higher value than the Average Retail Price shown.

Popular Reads

What Is My Boat Worth?	How To Reupholster Boat Seats
Ship Prefixes: Understanding SS and Other Common...	Used Jet Ski Buying Checklist
Ship Abbreviations — Common Prefixes And Their M...	How Much Does A Pontoon Boat Weigh?
Going Astern: What is the Stern of a Boat and Why ...	How Much is a Used Jet Ski? Everything You Need t...
10 Great Boats Under \$20,000	Eye-Opening Facts About the Cost of Boat Gas
How Much Does A Boat Weigh?	Cigar Boat vs. Cigarette Boat
How Old Do You Have To Be To Drive A Jet Ski?	How Much Does A Jet Ski Weigh?
Mastering Mold: How to Remove Mildew Stains Fro...	How Much Does a Speed Boat Cost? A Complete Br...
What Is A Transom On A Boat?	6 Best Paints for Aluminum Boats: Reviews and Buy...
How Much Is A Pontoon Boat?	Boat vs. Yacht: How Do You Tell the Difference?

Popular Values

2023 Mercury SPORT MASTER CL	2024 Tracker Marine
2003 Bay Backfire LOE 1A (*)	2024 Sea Ray Boats
2019 Trifecta Pontoons 25C SS 3.0+ PRFRMNC PKG	2024 Yamaha
2019 South Bay Pontoon 3525RS 9.0+ PRFRMNC PKG	2024 Bayliner Marine Corp
2000 Sugar Sand TANGO 4+2(*)	2023 Four Winns

Popular Makes

- 2007 Sea-Doo/BRP GTI SE 155

2003 Boston Whaler Inc SPORT 150/RB(*)

2013 Majek Boatworks Inc 25+ XTREME/CC

2005 Polar/Dynasty Boats PS 2100 CC

2005 Honda AQUA TRAX F-12X
- 2023 Bennington Pontoons

2024 Chaparral Boats

2023 Malibu Boats

2024 Sea-Doo/BRP

1989 Sea Ray Boats

Popular Specs

Popular Categories

- 2004 Sea-Doo/BRP GTX 4-TEC SUPERCHRGD LTD

2006 Yamaha WAVE RUNNER VX110 DELUXE

2016 Majek Boatworks Inc 25+ XTREME/CC

2004 Sugar Sand TANGO 4+2 SUPER SPORT(*)

2018 South Bay Pontoons 525SB 3.0+ PERFORMANC...

2006 Honda AQUA TRAX F-12X

2007 Kawasaki STX-12F

2003 Malibu Boats WAKESETTER LSV

1998 Bayliner Marine Corp 1950 CL BR (CL)(**)

1995 Polaris SL750
- Power Boats

Outboard Motors

Personal Watercraft

Sailboats

Real insights from real owners

Research & Shopping

- Cars for Sale
- EV Charging Stations Near Me
- Electric Cars for Sale

Sell My Car

Used Car Values

Trade-In Values

Types of Cars

New Car Deals

Car Shopping Guides

This website uses tracking technologies to enhance user experience and improve website performance. We also share website use information with our social media, advertising and analytics partners. To opt-out of sale or sharing related to tracking technologies, click the button to the right. To opt-out of sale or sharing not related to tracking technologies, please visit [Offline Do Not Sell or Share My Information](#). To shop more, please visit our [privacy policy](#).

Company

About Us

Advertise

Subscribe

Careers

Legal

Terms of Use

Privacy Policy

Your Privacy Choices  x

Help & Media

Business Products

Contact Us

Accessibility

© 2022 J.D.Power. All rights reserved.



How does
get more done.

\$2.49

\$7.28

\$6.97



\$30.57

\$19.97

This website uses tracking technologies to enhance user experience and analyze performance. We also share website use information with our social media, advertising and analytics partners. To opt-out of sale or sharing related to tracking technologies, click the button to the right. To opt-out of sale or sharing not related to tracking technologies, please visit [Offline Do Not Sell or Share My Information](#). To find out more, please visit our [privacy policy](#).



2018 Yamaha VF200 V MAX SHO V6 4.2L VF200LA Outboard Motor

[HOME](#) [YAMAHA OUTBOARD MOTORS](#)



Sale!



~~\$10,010~~ **\$6,507**

- 1 + [ADD TO CART](#)

SKU: bbf8550f792d

Category: Yamaha Outboard Motors

[DESCRIPTION](#)

2018 Yamaha VF200 V MAX SHO V6 4.2L VF200LA Outboard Motor

Smart engineering makes V MAX SHO four strokes lighter and more powerful than even two-stroke competitors. Just like its big brothers, the V MAX SHO® 200 hits above its weight class.

2018 Yamaha VF200 V MAX SHO V6 4.2L VF200LA Outboard Motor

Convenience & Control

- **POWERFUL CHARGING:** With 46 amps of total alternator power at 1000 RPM and a full 50 amps from 2,500 ~ 6,000 RPM, V MAX SHO® outboards offer the kind of charging power needed to operate today's wide array of on-board electronic devices.
- **V MAX SHO® SERIES PROPELLERS:** Designed exclusively for V MAX SHO® V6 20-inch-shaft outboards, V MAX SHO Series propellers are available in one-inch pitch increments from 22 to 27 inches, for fine-tuning wide-open-throttle RPM for tournament-level performance.
- **REAL-TIME PERFORMANCE DATA:** Optional Command Link® gauges provide real-time outboard performance, boat systems and environmental data at your fingertips. Streamlined displays are designed to withstand the elements and are available in square or round style for single- or multi-engine applications.

Power & Performance

- **COMPACT & POWERFUL POWERHEAD:** Plasma-fused sleeveless cylinders are lighter and 60 percent harder than steel. They also allow us to enlarge cylinder bores without increasing their dimensions – which creates 4.2 liters of big-bore displacement, at adding weight.

- **LIGHTWEIGHT:** With a re-engineered cowling, engine bracket and lower engine pan, 20-inch-shaft models are a full 34 pounds lighter than their predecessor, the two-stroke V MAX® Series 2.
- **SMART DESIGN:** Yamaha's exclusive In-Bank Exhaust System exits downward through the center of the "V" rather than on the exterior side. This increases combustion efficiency, creating more power and torque, and also results in a more compact shape.
- **OVERALL PERFORMANCE:** This superior design—with individual intake and exhaust camshafts, larger valves than previous designs and four valves per cylinder—delivers more precise valve timing and more efficient exchange of intake and exhaust gases, for responsive power and increased fuel economy.
- **RESPONSIVE THROTTLE:** Midrange punch and instant throttle response created by Variable Camshaft Timing has to be felt to be believed.
- **OUTSTANDING FUEL ECONOMY:** Micro-textured cylinder walls increase breathing efficiency while Precision Multi-Point Fuel Injection ensures the precise amount of air and fuel necessary for optimum power and fuel efficiency. Together, they make the 4.2 liter big-bore V MAX SHO® four stroke up to 12% better fuel efficient than our two-stroke V MAX® Series 2.

Reliability & Durability

- **CLEANER FUEL:** A large, on-engine water separating fuel filter with a water sensor works in conjunction with Yamaha's 10-Micron Water Separating Fuel Filter to separate water and contaminants from the fuel before they can reach the outboard's other filters and fuel injectors.
- **CORROSION PROTECTION:** Combined with our proprietary alloy (YDC-30), our exclusive Phaze Five™ electro-deposited, anti-corrosive paint system provides a tough, five-layer barrier against corrosion. This protection is standard on all Yamaha V MAX SHO® four-stroke engines.
- **LESS MOVING PARTS:** A single timing belt uses fewer moving parts for long term reliability. Automatic belt tensioners keep proper belt tension, avoiding adjustments for added convenience.
- **PROTECTION AND POWER:** V MAX SHO® outboards have an exhaust pressure reduction system, which not only helps keep the propeller hub cooled from hot exhaust gases, but also helps provide power by transitioning those gases out of the exhaust during the critical hole shot and acceleration phases.

- **SMOOTH AND QUIET:** A labyrinth exhaust routes gases through a maze before they exit above the water line through an idle exhaust relief outlet. This, combined with a muffler-less design, results in unbelievably smooth and quiet operation, with a pleasing sound of power at idle.

2018 Yamaha VF200 V MAX SHO V6 4.2L VF200LA Outboard Motor

General Information

Manufacturer

Yamaha

Model Year

2018

Model

VF200 V MAX SHO V6 4.2L

Model Code

VF200LA

Color

Black / Grey

Electrical

Alternator Output

50 amp

Engine

Engine Type

V6

Ignition

TCI Microcomputer

Exhaust

Through propeller

Measurements

Power

225 Horsepower

Displacement

4,100 cc (251.6 cubic Centimeter)

Block Stroke

96 x 96 mm (3.78 x 3.78 in.)

Shaft Length

20"

Dry Weight

505 lbs

Operational

Steering

Remote mechanical controls

Fuel Type

Unleaded

Use

Fresh and Salt Water

Full Throttle RPM Range

5,000 – 6,000 rpm

Fuel Induction

EFI

Lubrication

Wet sump

Recommended oil – Yamalube® 4M

Oil capacity with filter – 6.7 l

Oil capacity without filter – 6.4 l

Cooling

Thermostatic control

Gear Ratio

1.75:1

Gear Shift

Forward, neutral, reverse

Trim System

Power trim and tilt

-4° through +16°

Derailor of tilt – 66°

Other

Warranty

3 Year Pleasure, 3 Year Government, 1 Year Commercial

2018 Yamaha VF200 V MAX SHO V6 4.2L VF200LA Outboard Motor

1 X Outboard Motor

1 X Outboard Tiller Handle

1 X Fuel Tank

1 X Quick Connect Fuel Line tilt switch

1 x Teleflex SL3 Throttle control Top or side Mount ? + Free Installation Universal Cables

1 X Outboard Warranty Card from manufacturer Valid 5 Years Depending on outboard type

1 X Standart Aluminum Propeller Depending on outboard Brands , type & Horse power.

1 X Trim limiter

3 X Gall Free Oil Depending on outboard Brands Yamalube, Honda Marine Oil, Mercury Premium Oil

1 X Stainless Outboard Anti-Theft

1 X Book Owner's Manual Guide from manufacturer

1 X Ebook Installation Guide & And how to take care of the engine properly.

3 X Cable Protection System Length 800mm

Customer Reviews



Be the first to write a review

Write a review

RELATED PRODUCTS



S YAMAHA OUTBOARD MOTORS
2019 Yamaha 150HP F30L
\$2,550 **\$1,658**



2019 Yamaha 75HP F75L
\$4,240 **\$2,756**



2019 Yamaha 170HP F70L
\$3,861 **\$2,510**



2019 Yamaha 160HP F60
\$3,885 **\$2,525**



WELCOME INVENTORY WHOLESALE ABOUT REVIEWS REFUND POLICY SHIPPING POLICY CONTACT

Copyright 2024 © Jet Ski Club



Home / Yamaha Outboard Motors / 2018 Yamaha VF200 V MAX SHO V6 4.2L VF200LA Outboard Motor



2018 YAMAHA VF200 V MAX SHO V6 4.2L VF200LA OUTBOARD MOTOR

\$8,999.00

1

Add to cart

Category: Yamaha Outboard Motors

Description

Reviews (0)

DESCRIPTION

2018 Yamaha VF200 V MAX SHO V6 4.2L VF200LA Outboard Motor

Smart engineering makes V MAX SHO four strokes lighter and more powerful than even two-stroke competitors. Just like its big brothers, the V MAX SHO® 200 hits above its weight class.

2018 Yamaha VF200 V MAX SHO V6 4.2L VF200LA Outboard Motor

CONVENIENCE & CONTROL

- **POWERFUL CHARGING:** With 46 amps of total alternator power at 1000 RPM and a full 50 amps from 2,500 ~ 6,000 RPM, V MAX SHO® outboards offer the kind of charging power needed to operate today's wide array of on-board electronic devices.
- **V MAX SHO® SERIES PROPELLERS:** Designed exclusively for V MAX SHO® V6 20-inch-shaft outboards, V MAX SHO Series propellers are available in one-inch pitch increments from 22 to 27 inches, for fine-tuning wide-open-throttle RPM for tournament-level performance.
- **REAL-TIME PERFORMANCE DATA:** Optional Command Link® gauges provide real-time outboard performance, boat systems and environmental data at your fingertips. Streamlined displays are designed to withstand the elements and are available in square or round style for single- or multi-engine applications.

POWER & PERFORMANCE

- **COMPACT & POWERFUL POWERHEAD:** Plasma-fused sleeveless cylinders are lighter and 60 percent harder than steel. They also allow us to enlarge cylinder bores without increasing their dimensions – which creates 4.2 liters of big-bore displacement, without adding weight.
- **LIGHTWEIGHT:** With a re-engineered cowl, engine bracket and lower engine pan, 20-inch-shaft models are a full 34 pounds lighter than their predecessor, the two-stroke V MAX® Series 2.
- **SMART DESIGN:** Yamaha's exclusive In-Bank Exhaust System exits downward through the center of the "V" rather than on the exterior side. This increases combustion efficiency, creating more power and torque, and also results in a more compact shape.
- **OVERALL PERFORMANCE:** This superior design—with individual intake and exhaust camshafts, larger valves than previous designs and four valves per cylinder—delivers more precise valve timing and

more efficient exchange of intake and exhaust gases, for responsive power and increased fuel economy.

- **RESPONSIVE THROTTLE:** Midrange punch and instant throttle response created by Variable Camshaft Timing has to be felt to be believed.
- **OUTSTANDING FUEL ECONOMY:** Micro-textured cylinder walls increase breathing efficiency while Precision Multi-Point Fuel Injection ensures the precise amount of air and fuel necessary for optimum power and fuel efficiency. Together, they make the 4.2 liter big-bore V MAX SHO® four stroke up to 12% better fuel efficient than our two-stroke V MAX® Series 2.

RELIABILITY & DURABILITY

- **CLEANER FUEL:** A large, on-engine water separating fuel filter with a water sensor works in conjunction with Yamaha's 10-Micron Water Separating Fuel Filter to separate water and contaminants from the fuel before they can reach the outboard's other filters and fuel injectors.
- **CORROSION PROTECTION:** Combined with our proprietary alloy (YDC-30), our exclusive Phaze Five™ electro-deposited, anti-corrosive paint system provides a tough, five-layer barrier against corrosion. This protection is standard on all Yamaha V MAX SHO® four-stroke engines.
- **LESS MOVING PARTS:** A single timing belt uses fewer moving parts for long term reliability. Automatic belt tensioners keep proper belt tension, avoiding adjustments for added convenience.
- **PROTECTION AND POWER:** V MAX SHO® outboards have an exhaust pressure reduction system, which not only helps keep the propeller hub cooled from hot exhaust gases, but also helps provide power by transitioning those gases out of the engine during the critical hole shot and acceleration phases.
- **SMOOTH AND QUIET:** A labyrinth exhaust routes gases through a maze before they exit above the water line through an idle exhaust relief outlet. This, combined with a muffler-less design, results in unbelievably smooth and quiet operation, with a pleasing sound of power at idle.

2018 Yamaha VF200 V MAX SHO V6 4.2L VF200LA Outboard Motor

GENERAL INFORMATION

Manufacturer

Yamaha

Model Year

2018

Model

VF200 V MAX SHO V6 4.2L

Model Code

VF200LA

Color

Black / Grey

ELECTRICAL

Alternator Output

50 amp

ENGINE

Engine Type

V6

Ignition

TCI Microcomputer

Exhaust

Through propeller

MEASUREMENTS

Power

225 Horsepower

Displacement

4,169 Cubic Centimeter

Bore x Stroke

96 x 96 mm (3.78 x 3.78 in.)

Shaft Length

20"

Dry Weight

505 lbs

OPERATIONAL

Steering

Remote mechanical controls

Fuel Type

Unleaded

Use

Fresh and Salt Water

Full Throttle RPM Range

5,000 – 6,000 rpm

Fuel Induction

EFI

Lubrication

Wet sump

Recommended oil – Yamalube® 4M

Oil capacity with filter – 6.7 l

Oil capacity without filter – 6.4 l

Cooling

Thermostatic control

Gear Ratio

1.75:1

Gear Shift

Forward, neutral, reverse

Trim System

Power trim and tilt

-4° through +16°

Degree of tilt – 66°

OTHER

Warranty

3 Year Pleasure, 3 Year Government, 1 Year Commercial

2018 Yamaha VF200 V MAX SHO V6 4.2L VF200LA Outboard Motor

1 X Outboard Motor

1 X Outboard Tiller Handle

1 X Fuel Tank

1 X Quick Connect Fuel Line tilt switch

1 x Teleflex SL3 Throttle control Top or side Mount ? + Free Installation Universal Cables

1 X Outboard Warranty Card from manufacturer Valid 5 Years Depending on outboard type

1 X Standart Aluminum Propeller Depending on outboard Brands , type & Horse power.

1 X Trim limiter

3 X Gall Free Oil Depending on outboard Brands Yamalube, Honda Marine Oil, Mercury Premium Oil

1 X Stainless Outboard Anti-Theft

1 X Book Owner's Manual Guide from manufacturer

1 X Ebook Installation Guide & And how to take care of the engine properly.

3 X Cable Protection System Length 800mm

RELATED PRODUCTS




2020 YAMAHA 40 HP F40LA OUTBOARD MOTOR

~~\$2,979.00~~ \$2,399.00



TOHATSU 30 HP EFI

~~\$5,000.00~~ \$4,199.00



SELVA/YAMAHA 15 HP

~~\$4,199.00~~ \$3,199.00

INFORMATION

[HOME](#)

[SHOP](#)

[CART](#)

[CHECKOUT](#)

[MY ACCOUNT](#)

[ABOUT US](#)

[CONTACT US](#)

CONTACT US

+1 (631) 729-1694

info@buyoutboardmotorshq.com

17101 North Fwy, Houston, TX 77090

STORE HOURS

REGULAR HOURS:

SERVICE & PARTS, SALES

MONDAY TO SATURDAY

9:00AM TO 5:00PM

SUNDAYS ARE OPEN FOR SALES BY APPOINTMENT ONLY

2023 © High Quality Outboard Motors, Inc. All Rights Reserved