

UTILITY REPORT



MAY 2025

Town of Bowling Green, VA

Authored by:

Inboden Environmental Services, Inc.



WATER

Water Quality

The treatment facilities and distribution system maintained compliance with all required sampling.

Bacteriological Analysis:

Location	Date	Result
050 – Dr. Hylton’s Office	5/22/2025	Absent
020 – Pizza Hut	5/22/2025	Absent

Water Treatment

The water treatment plant met the Town’s water demand with a total monthly well yield of 5.029 MG for an average daily production rate of 0.162 MGD.

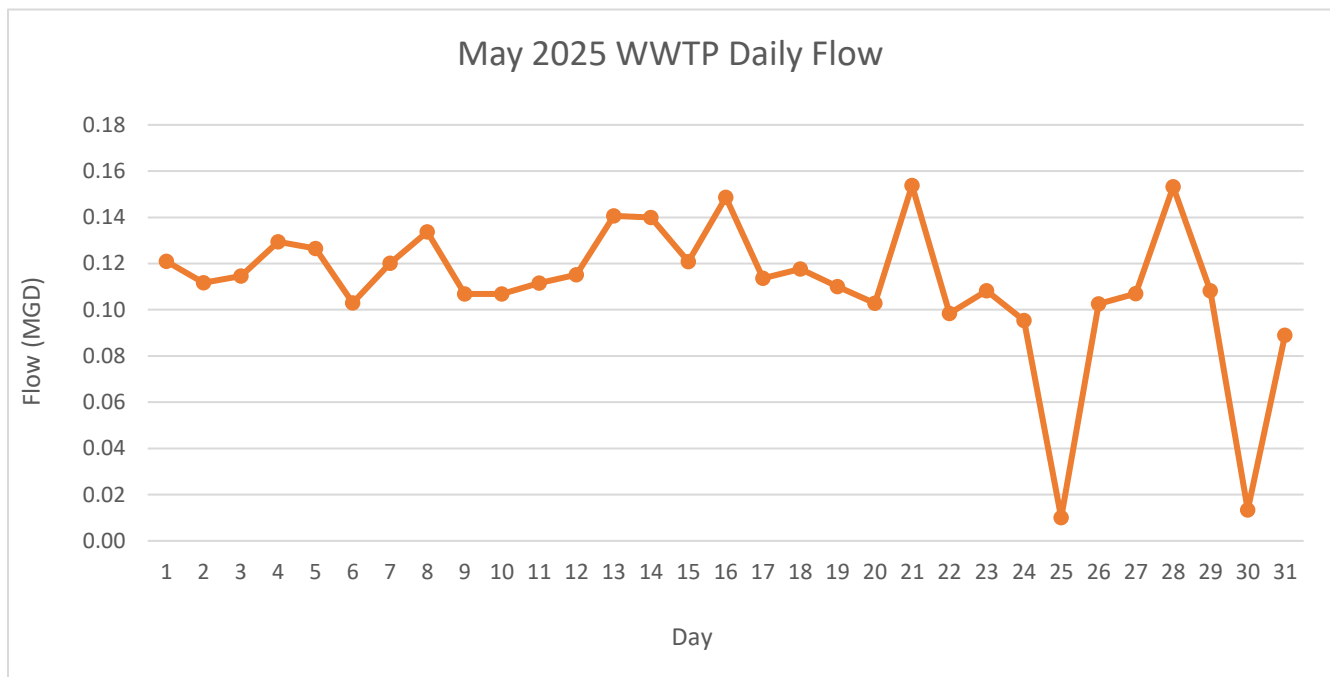
Operational Notes:

- All bacteriological samples collected and passed.
- Well 4 was taken offline from 5/19 – 5/29 to perform packer test for StanTec’s information.
- Continuing to dose sodium hypochlorite for adequate disinfection.

WASTEWATER

Wastewater Treatment

The wastewater treatment plant had an average daily flow of 0.111 MGD for a total monthly effluent discharge of 3.434 MG.

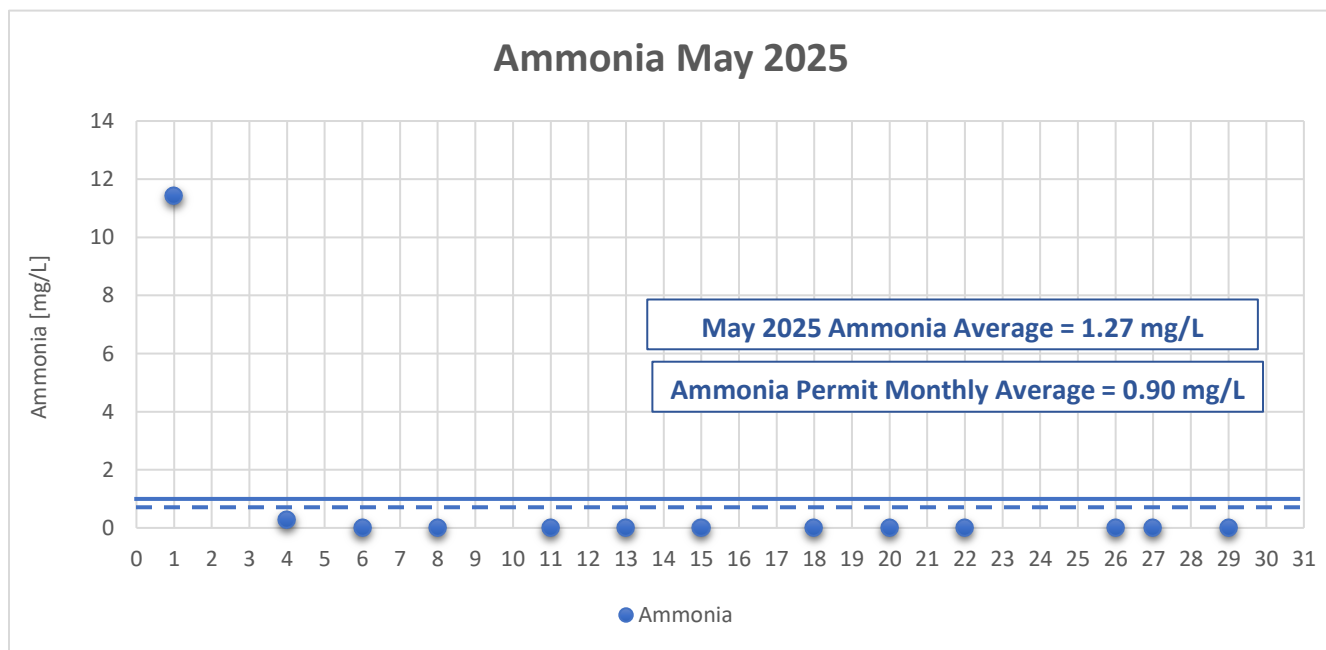
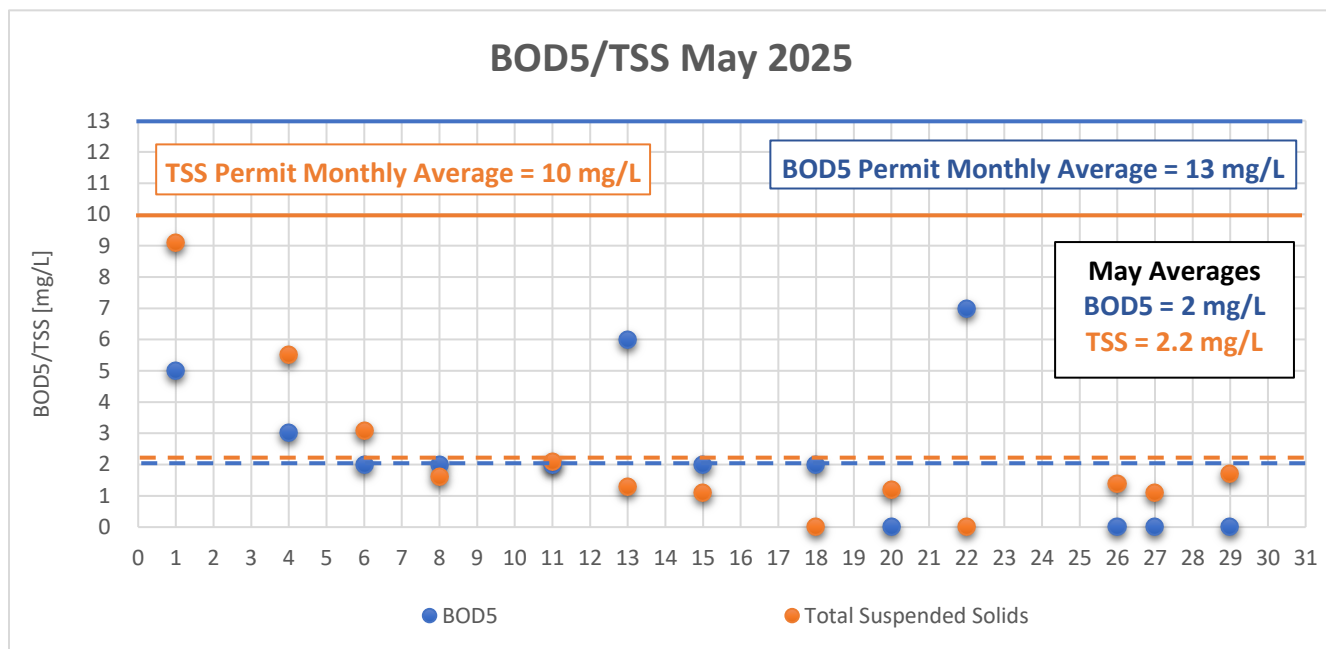


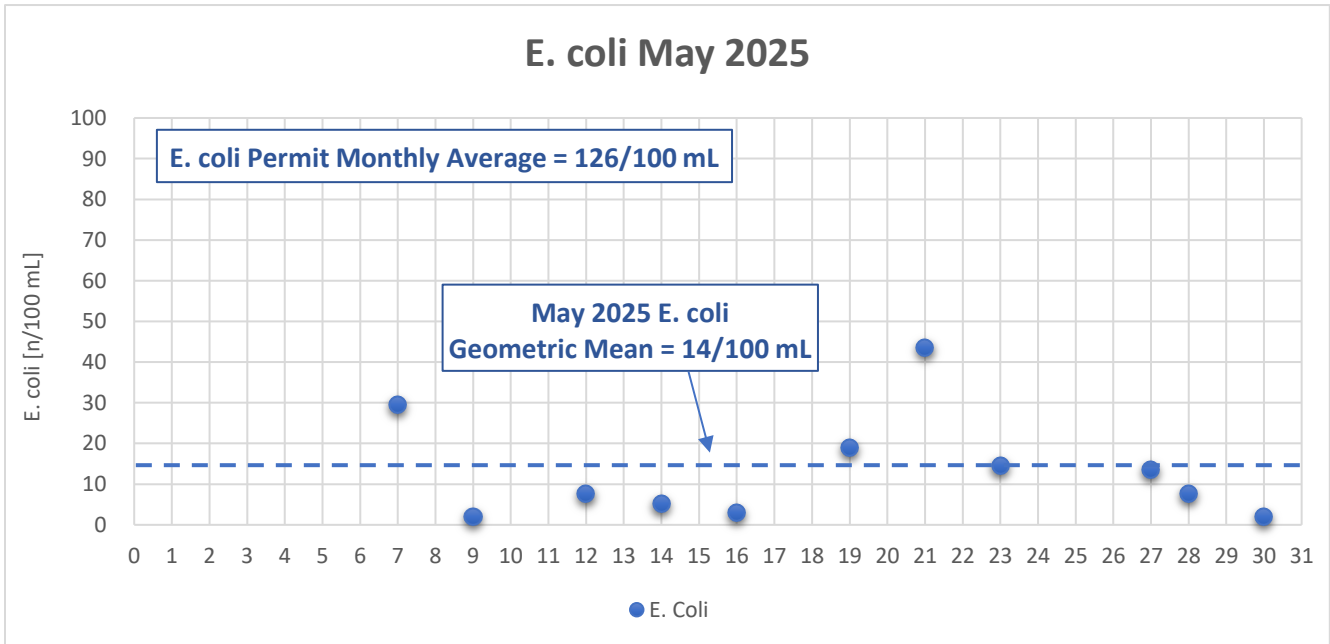
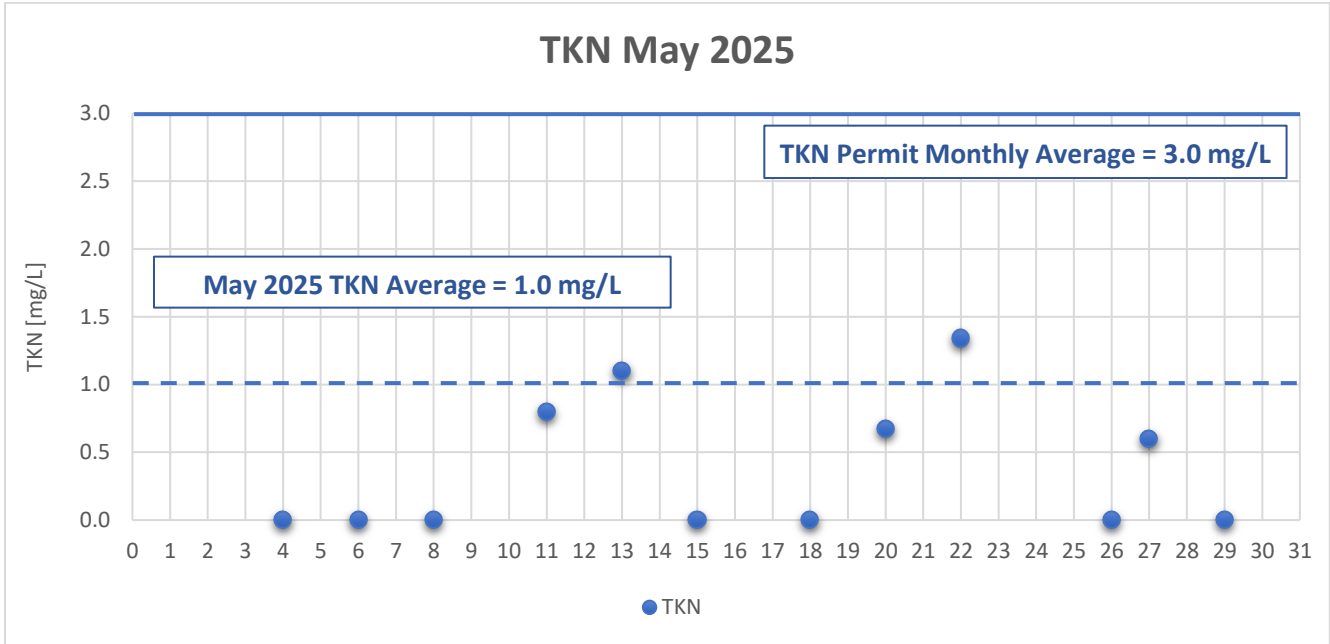
Operational Notes:

BOD, TSS, Ammonia, TKN, and E. Coli samples were collected in compliance with the WWTP permit.

- Performed regularly scheduled maintenance on the UV system.
- Contractor pulled and inspected RAS pumps. IES recommended to investigate impeller wear and order replacements if necessary.
- Continuing to alternate clarifiers in operations every two weeks.
- All compliance sampling completed.
- Town contractor replaced the rubber components of the flights in the clarifiers to provide more efficient and effective sludge blanket management.

Sample Results:





Glossary

Bacteria	E.coli and/or Total Coliform
BOD5	5-day Biochemical Oxygen Demand
CBOD	Carbonaceous Biochemical Oxygen Demand
cfu	colony forming unit
CIP	Capital Improvement Plan or Cast/cleaned-in-place
Cl	Chloride Ion
Cl2	Chlorine
CMF	Continuous Membrane Filtration?
D.O.	Dissolved Oxygen
F/M ratio	Food to Microorganism ratio
FOG	Fats, Oil and Grease
GST	Ground Storage Tank
HWTP	Harmony Water Treatment Plant
I&I	Infiltration and Inflow
Inorganic Nitrogen	Nitrate + Nitrite
LS	Lift Station
mg/L	Milligrams per Liter
MGD	Million Gallons Per Day
mL	Milliliters
MLSS	Mixed Liquor Suspended Solids
MLVSS	Mixed Liquor Volatile Suspended Solids
MPN	Most Probable Number -bacteriological well sample
MW	Monitoring Well
N/N	Nitrate/Nitrite
Organic Nitrogen	TKN
P/A	Presence/Absence- bacteriological samples for drinking water
PFAS	polyfluoroalkyl substances
PLC	Programmable Logic Controller
POE	Point of Entry
RAS	Return Activated Sludge
SCADA	Supervisory Control and Data Acquisition
STEP	Septic Tank Effluent Pump
TKN	Total Kjeldahl Nitrogen
TN	Total Nitrogen
TP	Total Phosphorous
TR-6	Copper sequestering chemical for wastewater
TSS	Total Suspended Solids
UV	Ultraviolet Light
WTP	Water Treatment Plant
WWTP	Wastewater Treatment Plant