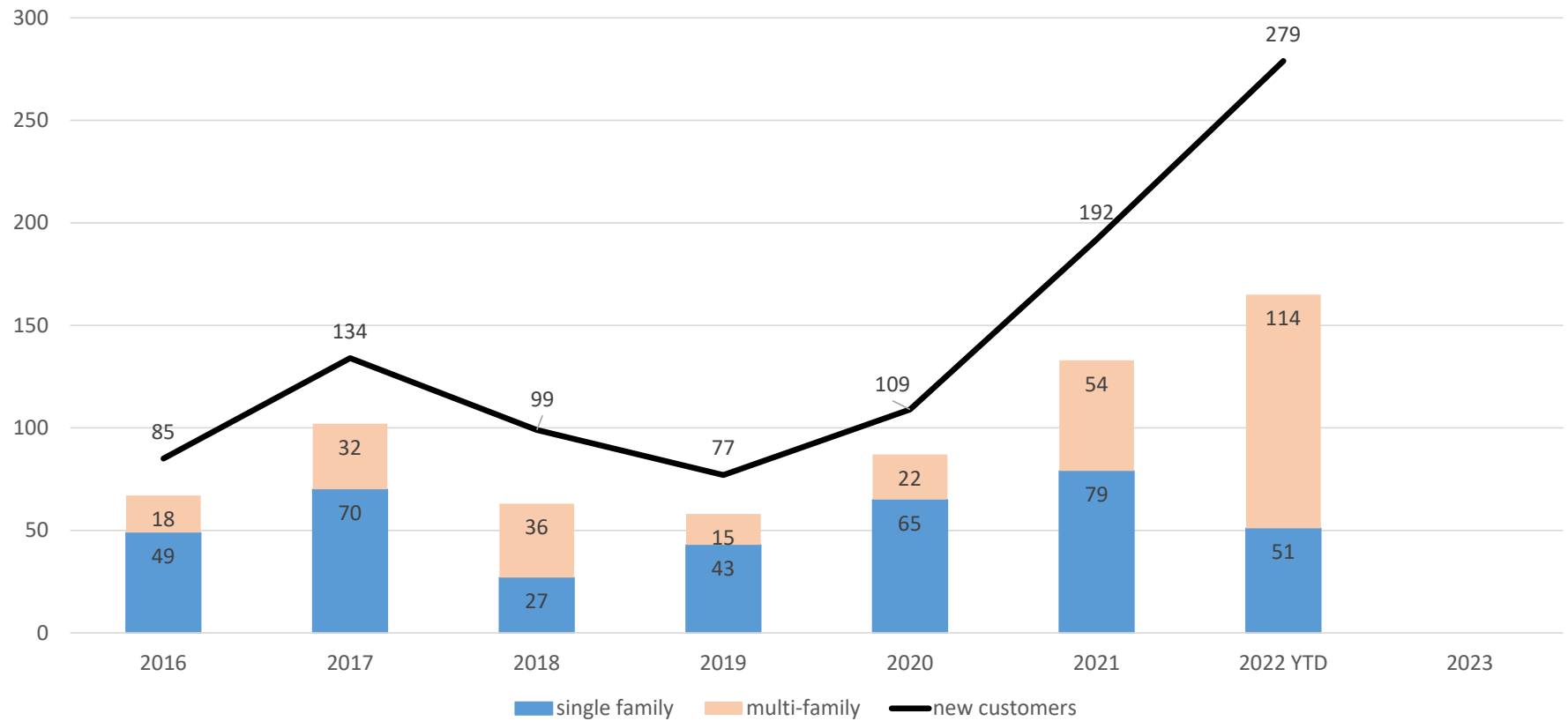
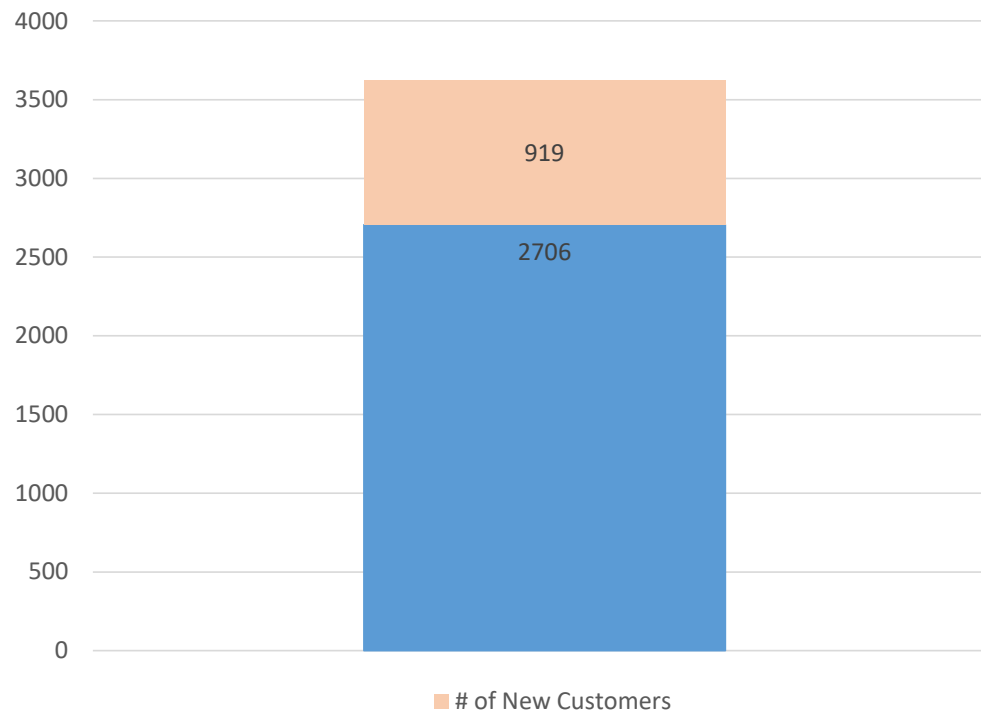


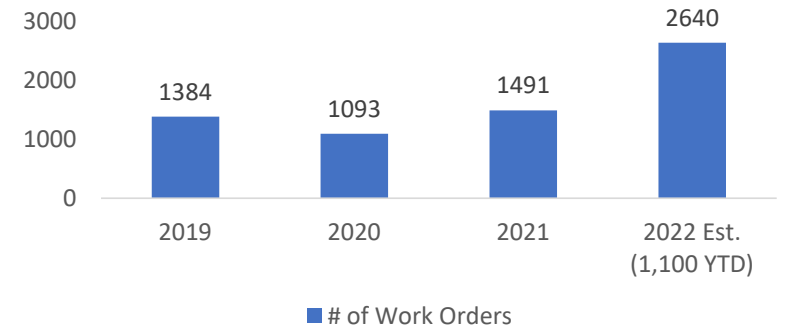
Permits Issued with # of New Customers



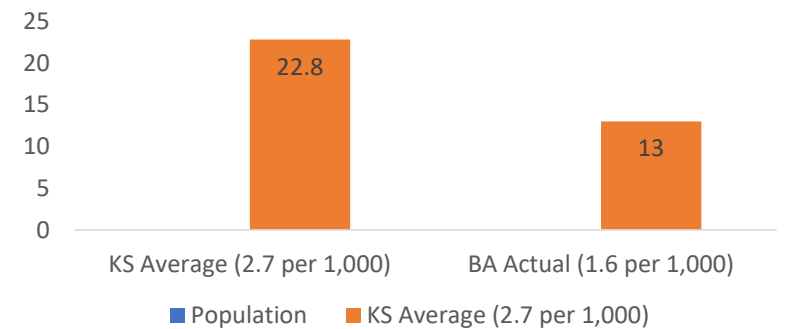
of New Customers (2016 – 2022)



of Work Orders



of Officers per Population



Wichita Police Department

Authorized Positions	2021	2022
Department Director	1	1
Deputy Police Chief	3	3
Police Captain	11	11
Police Lieutenant	34	34
Police Sergeant	70	70
Police Detective	117	117
Police Officer ³	467	467
Assistant Range Master	2	2
Community Service Officer	12	12
Service Officer II	3	3
TOTAL AUTHORIZED POSITIONS	720	720

*NOTE: CHIEF ATTORNEY
WILL BE AT
WORKSHOP TO
DISCUSS.*

Total Authorized Positions/Full-Time Police Officers = 720

				2.1 multiplier		Deficit
Population of Wichita	397,532	1000	397.53	2.1	834.82	114.82
Midwest-West North Central 2.6						

<https://ucr.fbi.gov/crime-in-the-u.s/2018/crime-in-the-u.s.-2018/topic-pages/police-employee-data>

Table 71

Full-time Law Enforcement Officers

by Region and Geographic Division by Population Group

Number and Rate per 1,000 Inhabitants, 2018

Authorized Positions	2021	2022
Department Director	1	1
Police Lieutenant	1	1
Police Sergeant	1	1
Police Detective	0	0
Police Officer	10	10
TOTAL AUTHORIZED POSITIONS	13	13

Total Authorized Positions/Full-Time Police Officers = 13

						Deficit
Population of Bel Aire	8,262	1000	8.262	2.1	17.35	4.3502
Midwest-West North Central 2.6						

<https://ucr.fbi.gov/crime-in-the-u.s/2018/crime-in-the-u.s.-2018/topic-pages/police-employee-data>

Table 71

Full-time Law Enforcement Officers

by Region and Geographic Division by Population Group

Number and Rate per 1,000 Inhabitants, 2018