

# Bel Aire Parks & Recreation Citizen Survey

Total Responses: 346

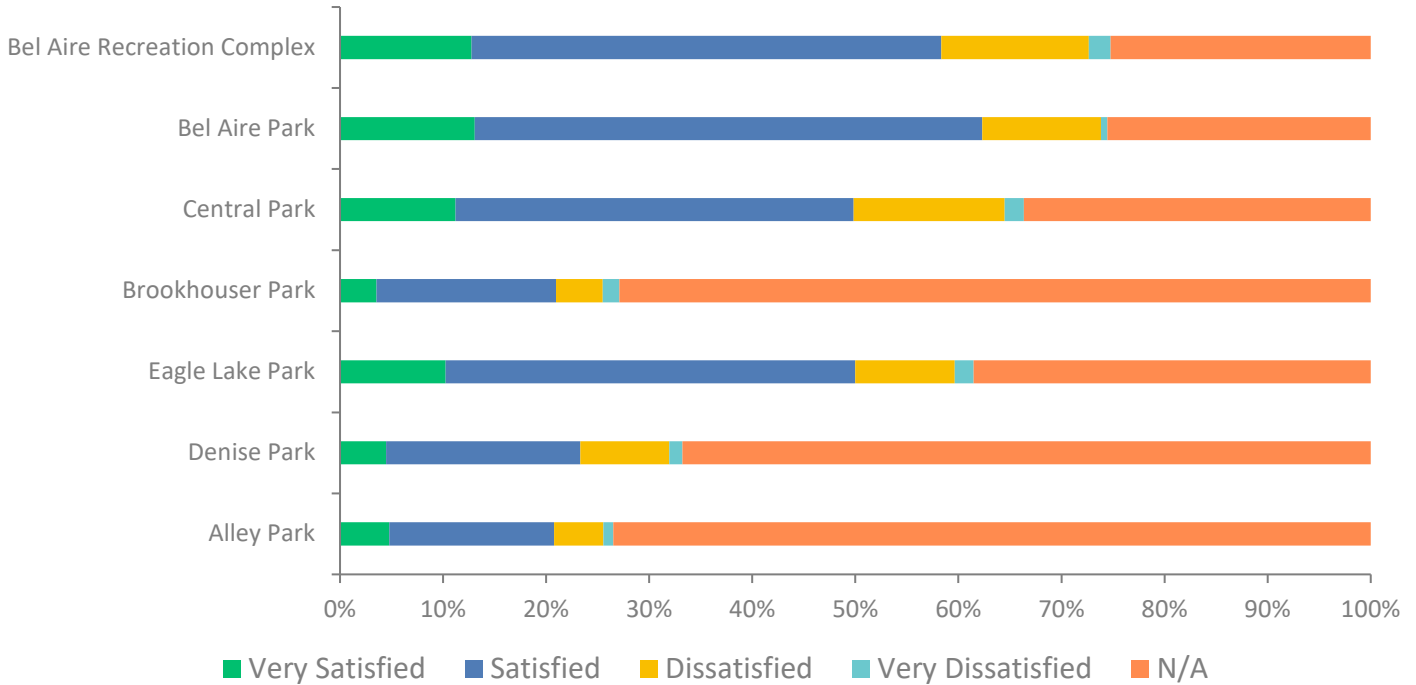
Release Date: 2/24/23

Closure Date: 4/19/23



**Q1: Please indicate if you or any member of your household uses the following parks and facilities provided by the City of Bel Aire. If you do use the park/facility, please rate your overall satisfaction.**

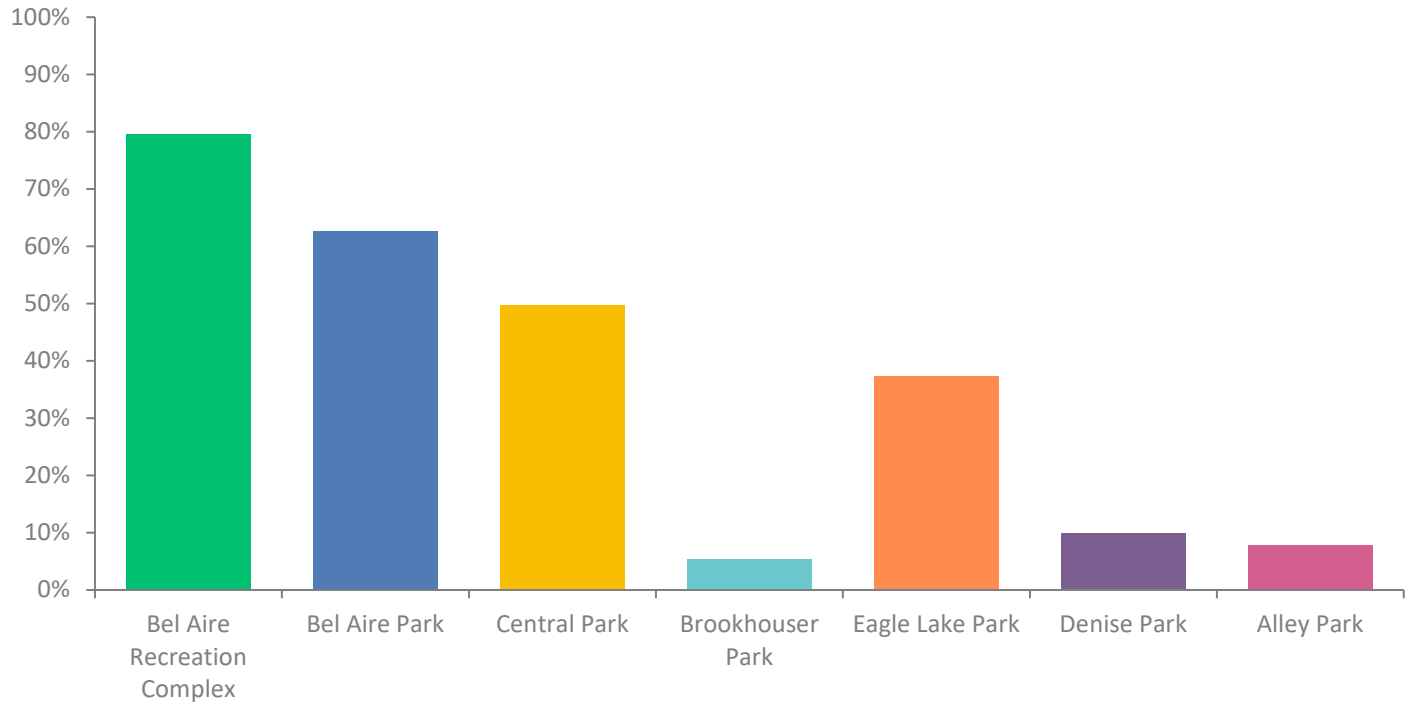
Answered: 340 Skipped: 6



	VERY SATISFIED	SATISFIED	DISSATISFIED	VERY DISSATISFIED	N/A	TOTAL	WEIGHTED AVERAGE
Bel Aire Recreation Complex	12.77% 42	45.59% 150	14.29% 47	2.13% 7	25.23% 83	329	2.92
Bel Aire Park	13.08% 42	49.22% 158	11.53% 37	0.62% 2	25.55% 82	321	3.00
Central Park	11.21% 36	38.63% 124	14.64% 47	1.87% 6	33.64% 108	321	2.89
Brookhouser Park	3.55% 11	17.42% 54	4.52% 14	1.61% 5	72.90% 226	310	2.85
Eagle Lake Park	10.25% 33	39.75% 128	9.63% 31	1.86% 6	38.51% 124	322	2.95
Denise Park	4.47% 14	18.85% 59	8.63% 27	1.28% 4	66.77% 209	313	2.80
Alley Park	4.79% 15	15.97% 50	4.79% 15	0.96% 3	73.48% 230	313	2.93

## Q2: Which THREE of these parks/facilities should the City of Bel Aire prioritize over the next FIVE years?

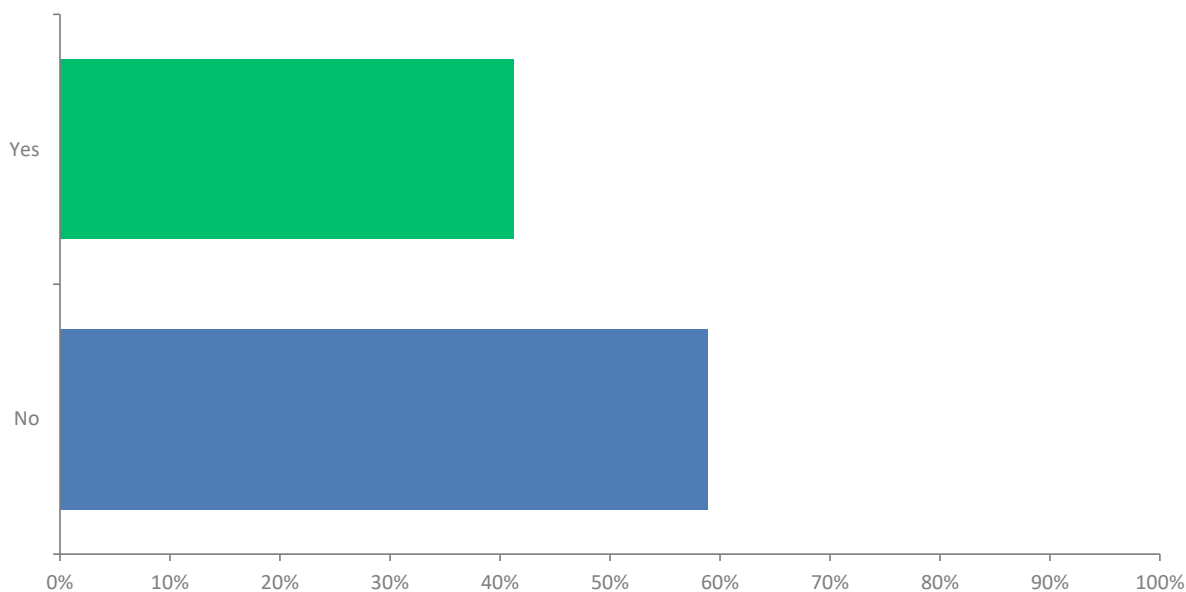
Answered: 336 Skipped: 10



ANSWER CHOICES	RESPONSES	
Bel Aire Recreation Complex	79.46%	267
Bel Aire Park	62.50%	210
Central Park	49.70%	167
Brookhouser Park	5.36%	18
Eagle Lake Park	37.20%	125
Denise Park	9.82%	33
Alley Park	7.74%	26
<b>TOTAL</b>		<b>846</b>

### Q3: Should the City of Bel Aire be constructing new parks?

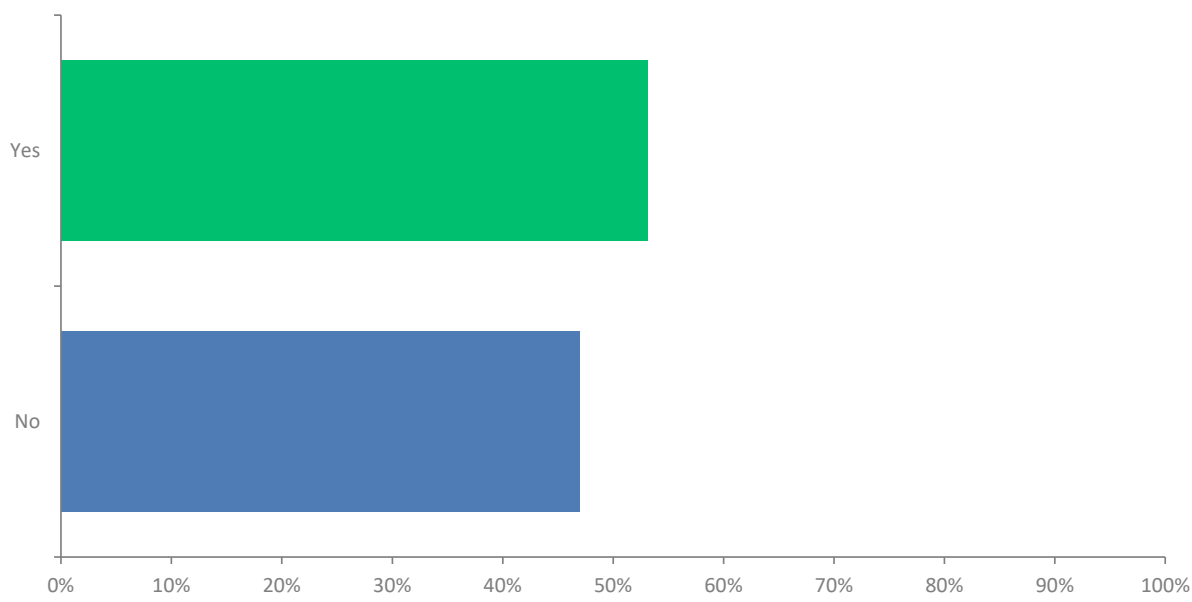
Answered: 340   Skipped: 6



ANSWER CHOICES		RESPONSES
Yes	41.18%	140
No	58.82%	200
TOTAL		340

Q4: Do you support added funding for new parks?

Answered: 341 Skipped: 5



ANSWER CHOICES		RESPONSES	
Yes		53.08%	181
No		46.92%	160
TOTAL			341

Q5: Overall, how would you rate the quality of parks/facilities/amenities provided by the City of Bel Aire?

Answered: 339 Skipped: 7



	POOR	(NO LABEL)	GOOD	(NO LABEL)	EXCELLENT	TOTAL	WEIGHTED AVERAGE
☆	4.72% 16	10.03% 34	52.80% 179	24.48% 83	7.96% 27	339	3.21

Q6: Overall, how would you rate your satisfaction with the recreation amenities provided by the City of Bel Aire?

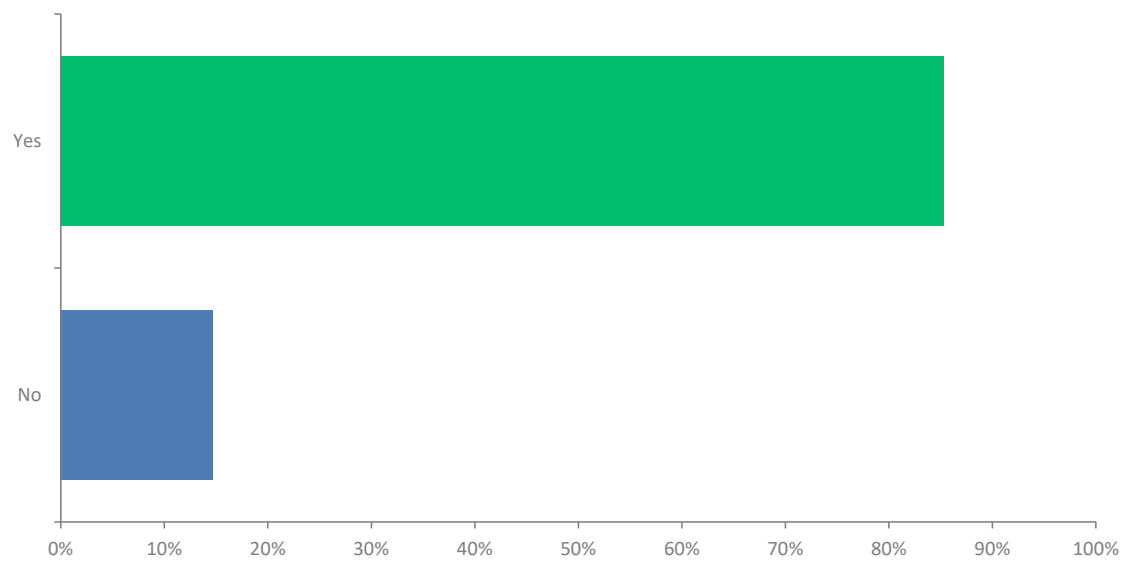
Answered: 334 Skipped: 12



	1	2	3	4	5	TOTAL	WEIGHTED AVERAGE
☆	5.99% 20	17.66% 59	46.71% 156	19.76% 66	9.88% 33	334	3.10

Q7: Do you support added funding for upgrades to existing parks?

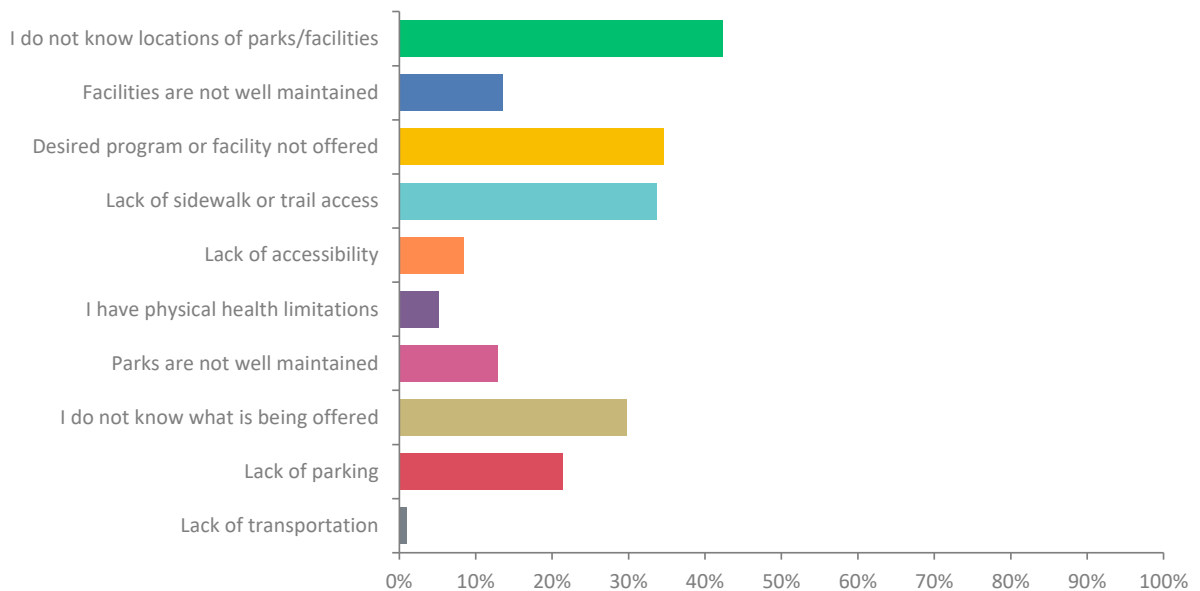
Answered: 340 Skipped: 6



ANSWER CHOICES		RESPONSES	
Yes		85.29%	290
No		14.71%	50
TOTAL			340

**Q8: Please CHECK ALL the reasons that prevent you or other members of your household from using parks, recreation facilities, or programs in the City of Bel Aire more often.**

Answered: 309 Skipped: 37

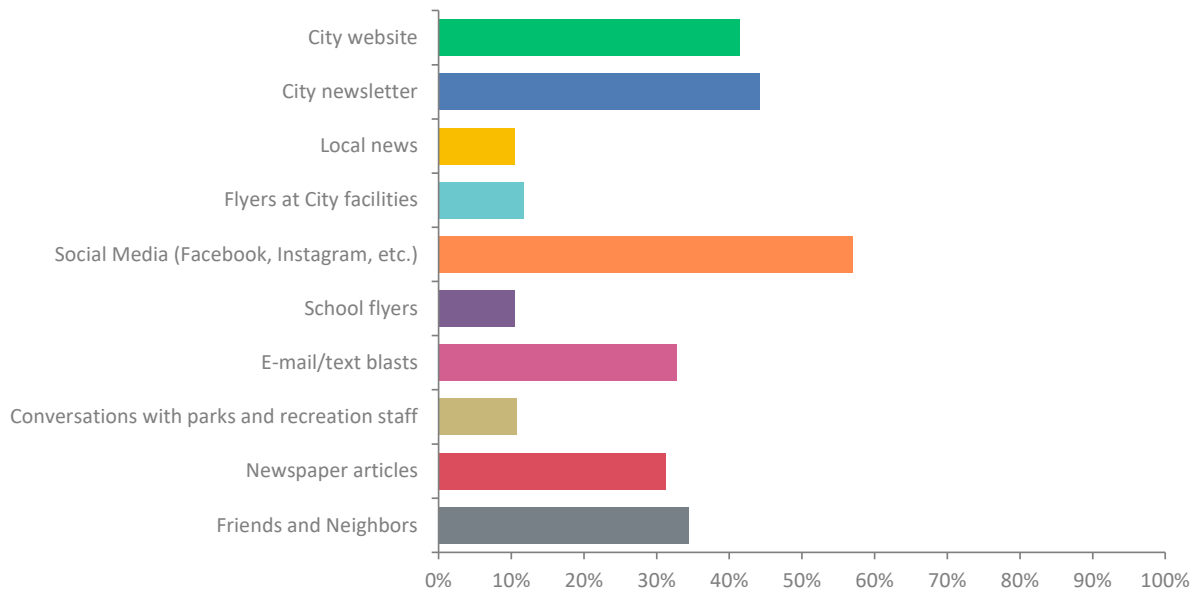


ANSWER CHOICES	RESPONSES	
I do not know locations of parks/facilities	42.39%	131
Facilities are not well maintained	13.59%	42
Desired program or facility not offered	34.63%	107
Lack of sidewalk or trail access	33.66%	104
Lack of accessibility	8.41%	26
I have physical health limitations	5.18%	16
Parks are not well maintained	12.94%	40
I do not know what is being offered	29.77%	92
Lack of parking	21.36%	66
Lack of transportation	0.97%	3
<b>TOTAL</b>		<b>627</b>



**Q9: Please CHECK ALL the ways you currently learn about City of Bel Aire recreation programs, community events, and activities.**

Answered: 342 Skipped: 4



ANSWER CHOICES	RESPONSES	
City website	41.52%	142
City newsletter	44.15%	151
Local news	10.53%	36
Flyers at City facilities	11.70%	40
Social Media (Facebook, Instagram, etc.)	57.02%	195
School flyers	10.53%	36
E-mail/text blasts	32.75%	112
Conversations with parks and recreation staff	10.82%	37
Newspaper articles	31.29%	107
Friends and Neighbors	34.50%	118
<b>TOTAL</b>		<b>974</b>

Q10: Do you visit parks outside of Bel Aire in surrounding communities? If “Yes,” why and where?

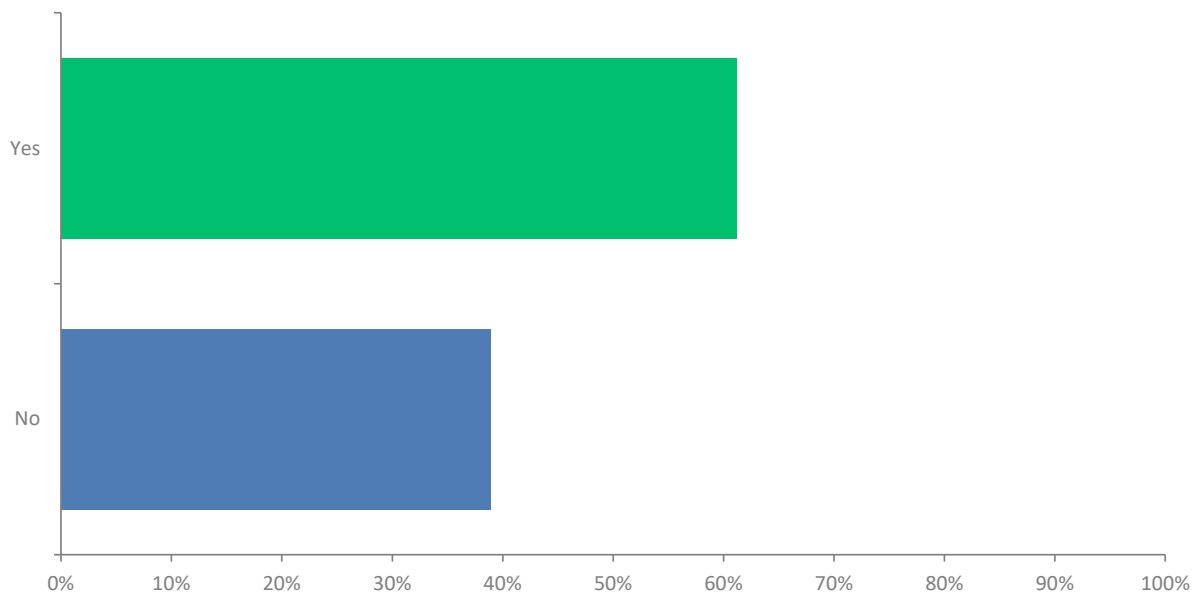
Answered: 264 Skipped: 82

Open-ended Responses:

- Sedgwick County Park
- Andover (Dog Park)
- Derby Valley Center (Splash Pad)
- Kechi Park (Fun/Different Playground Equipment)
- Eastborough Park
- Augusta
- Edgemoore Park
- Great Plains Nature Center
- Chisholm Creek Park

Q11: Have you or other members of your household used the pool at Central Park?

Answered: 314 Skipped: 32



ANSWER CHOICES	RESPONSES	
Yes	61.15%	192
No	38.85%	122
TOTAL		314

Q12: If “Yes,” how satisfied are you?

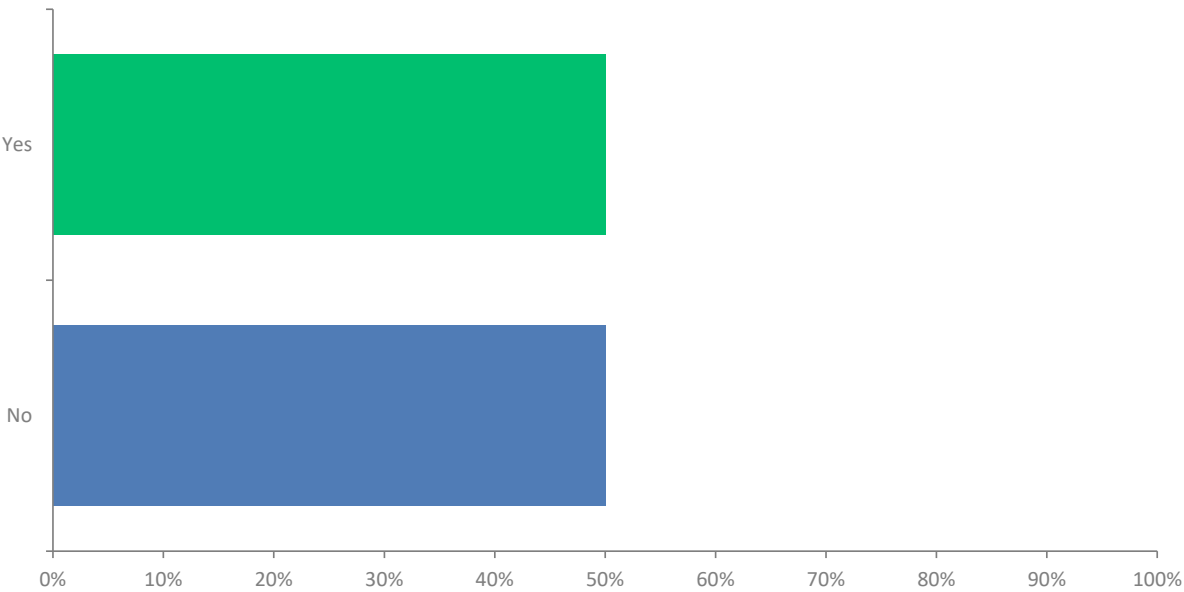
Answered: 221   Skipped: 125



	1	2	3	4	5	TOTAL	WEIGHTED AVERAGE
☆	4.98%	12.22%	42.99%	22.17%	17.65%	221	3.35
	11	27	95	49	39		

Q13: Would you pay more for pool admission to help offset operational costs?

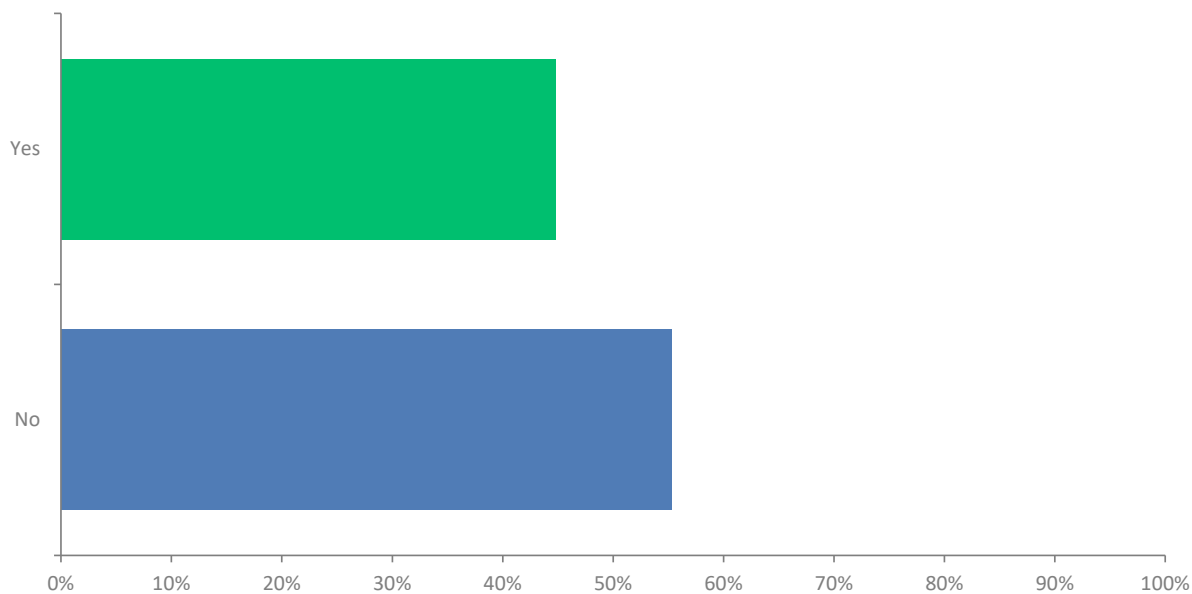
Answered: 308   Skipped: 38



ANSWER CHOICES	RESPONSES	
Yes	50.0%	154
No	50.0%	154
TOTAL		308

**Q14: If the pool were converted to a splash pad with no attendant/lifeguard and no admission fee, would that satisfy your household's needs?**

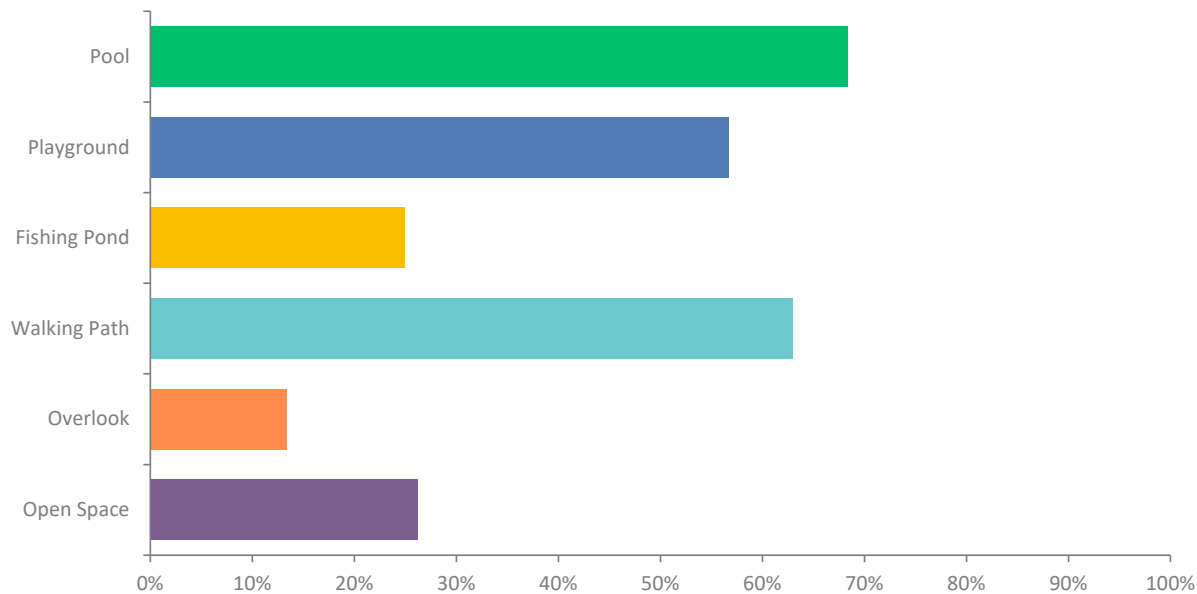
Answered: 304 Skipped: 42



ANSWER CHOICES		RESPONSES	
Yes		44.74%	136
No		55.26%	168
TOTAL			304

**Q15: Do you or other members of your household use the following amenities at Central Park? CHECK ALL that apply.**

Answered: 240 Skipped: 106



ANSWER CHOICES	RESPONSES	
Pool	68.33%	164
Playground	56.67%	136
Fishing Pond	25.00%	60
Walking Path	62.92%	151
Overlook	13.33%	32
Open Space	26.25%	63
TOTAL		606

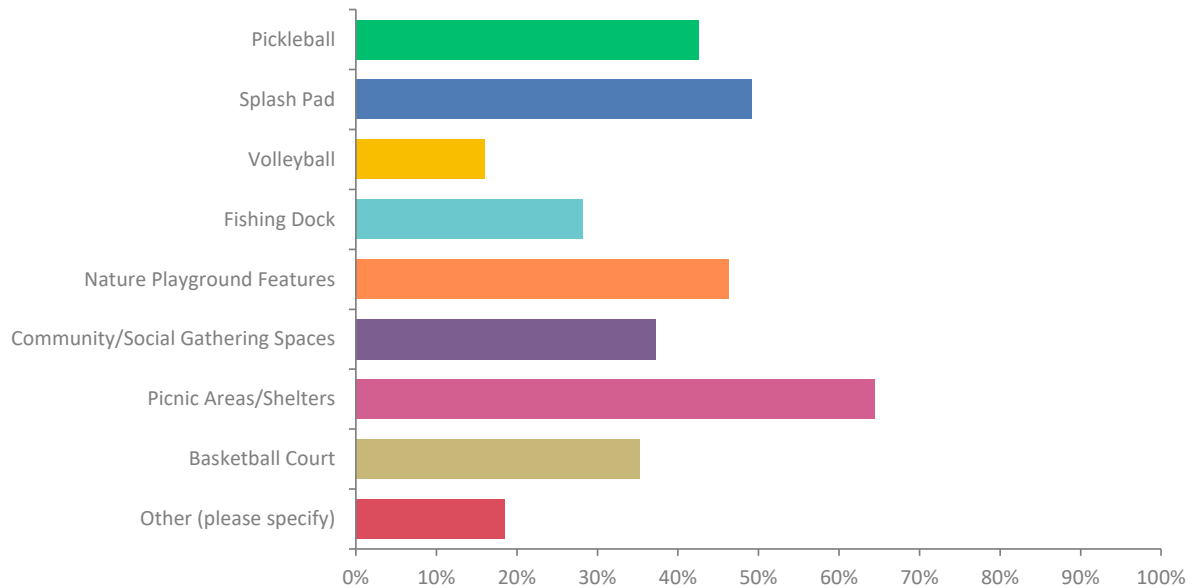
**Q16 If you don't use Central Park, what are the reasons?**

Answered: 178 Skipped: 168

Open-ended Responses: No Shade, No Water, No Restrooms (When the Pool is Closed), Playground is Small (For Younger Children), Not Clear that it is a City Park, Residence in Close Proximity are not Welcoming, and the Sidewalks aren't Wide Enough

## Q17: From the list provided, what POSSIBLE recreational amenities would you like to see at Central Park?

Answered: 287 Skipped: 59



ANSWER CHOICES	RESPONSES	
Pickleball	42.51%	122
Splash Pad	49.13%	141
Volleyball	16.03%	46
Fishing Dock	28.22%	81
Nature Playground Features	46.34%	133
Community/Social Gathering Spaces	37.28%	107
Picnic Areas/Shelters	64.46%	185
Basketball Court	35.19%	101
Other (please specify)	18.47%	53
<b>TOTAL</b>		<b>969</b>

Other: Bathrooms, Mature Trees, Landscaping, More Playground Equipment, Soccer Fields, Tennis Courts, Dog Park, and a Wider Sidewalk/Multi-Use Trail

**Q18: Do you or other members of your household play baseball/softball at the Recreation Complex? If "Yes," how satisfied are you?**

Answered: 292   Skipped: 54



	POOR	(NO LABEL)	GOOD	(NO LABEL)	EXCELLENT	N/A	TOTAL	WEIGHTED AVERAGE
☆	1.71% 5	1.71% 5	15.41% 45	9.25% 27	7.53% 22	64.38% 188	292	3.54

**Q19: Do you or other members of your household play soccer at the Recreation Complex? If "Yes," how satisfied are you?**

Answered: 291   Skipped: 55



	POOR	(NO LABEL)	GOOD	(NO LABEL)	EXCELLENT	N/A	TOTAL	WEIGHTED AVERAGE
☆	1.72% 5	1.72% 5	13.40% 39	7.22% 21	8.59% 25	67.35% 196	291	3.59

**Q20: Do you or other members of your household play flag football at the Recreation Complex? If "Yes," how satisfied are you?**

Answered: 289    Skipped: 57



	POOR	(NO LABEL)	GOOD	(NO LABEL)	EXCELLENT	N/A	TOTAL	WEIGHTED AVERAGE
☆	1.38%	1.04%	3.81%	2.42%	1.73%	89.62%	289	3.20
	4	3	11	7	5	259		

**Q21: Do you or other members of your household use the playground at the Recreation Complex? If "Yes," how satisfied are you?**

Answered: 292    Skipped: 54

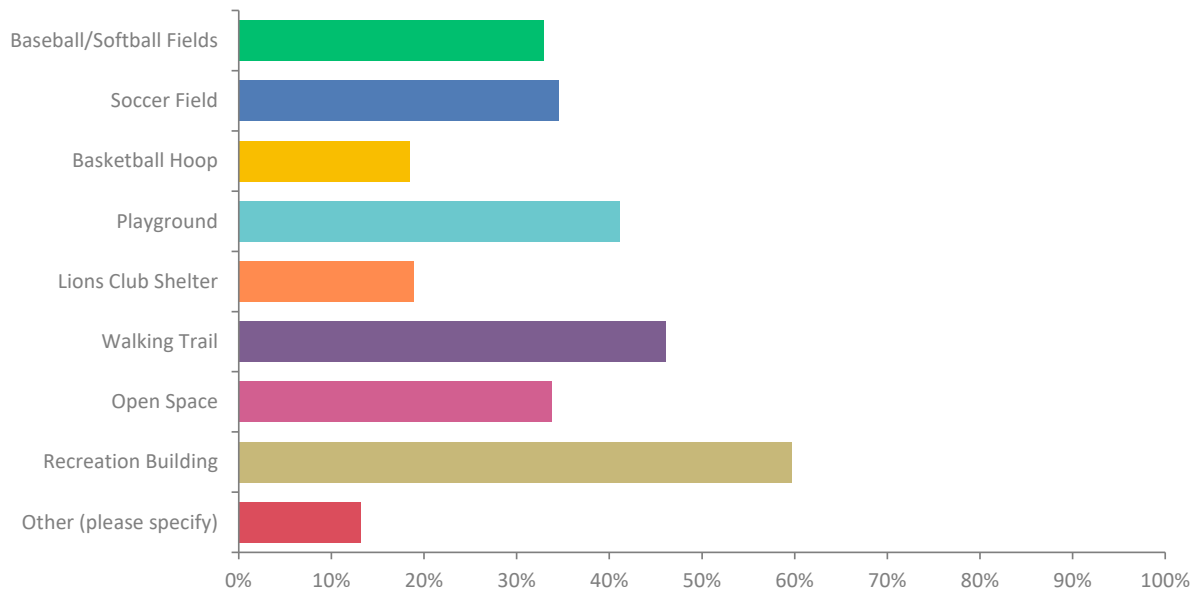


	POOR	(NO LABEL)	GOOD	(NO LABEL)	EXCELLENT	N/A	TOTAL	WEIGHTED AVERAGE
☆	5.14%	8.56%	22.60%	5.14%	4.79%	53.77%	292	2.91
	15	25	66	15	14	157		



**Q22: Do you or other members of your household use the following amenities at Bel Aire Recreation Complex? CHECK ALL that apply.**

Answered: 243 Skipped: 103

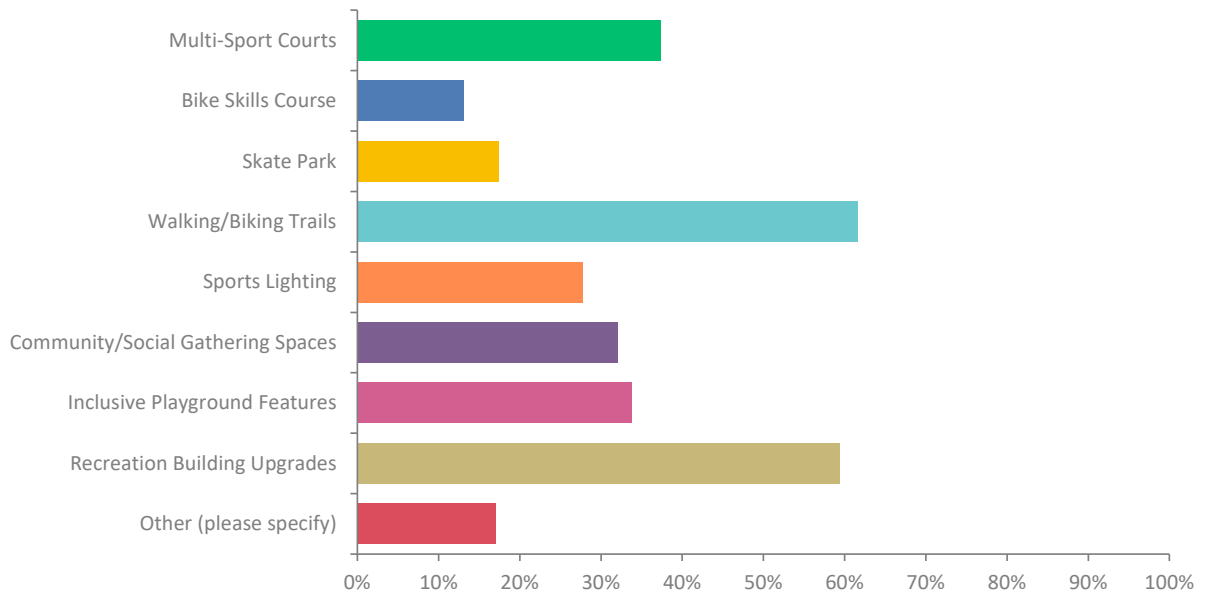


ANSWER CHOICES	RESPONSES	
Baseball/Softball Fields	32.92%	80
Soccer Field	34.57%	84
Basketball Hoop	18.52%	45
Playground	41.15%	100
Lions Club Shelter	18.93%	46
Walking Trail	46.09%	112
Open Space	33.74%	82
Recreation Building	59.67%	145
Other (please specify)	13.17%	32
TOTAL		726

Other: Indoor Pickleball, Karate, Senior Activities, Classes, City Special Events, and Childcare

## Q23: From the list provided, what POSSIBLE recreational amenities would you like to see at Bel Aire Recreation Complex?

Answered: 281 Skipped: 65

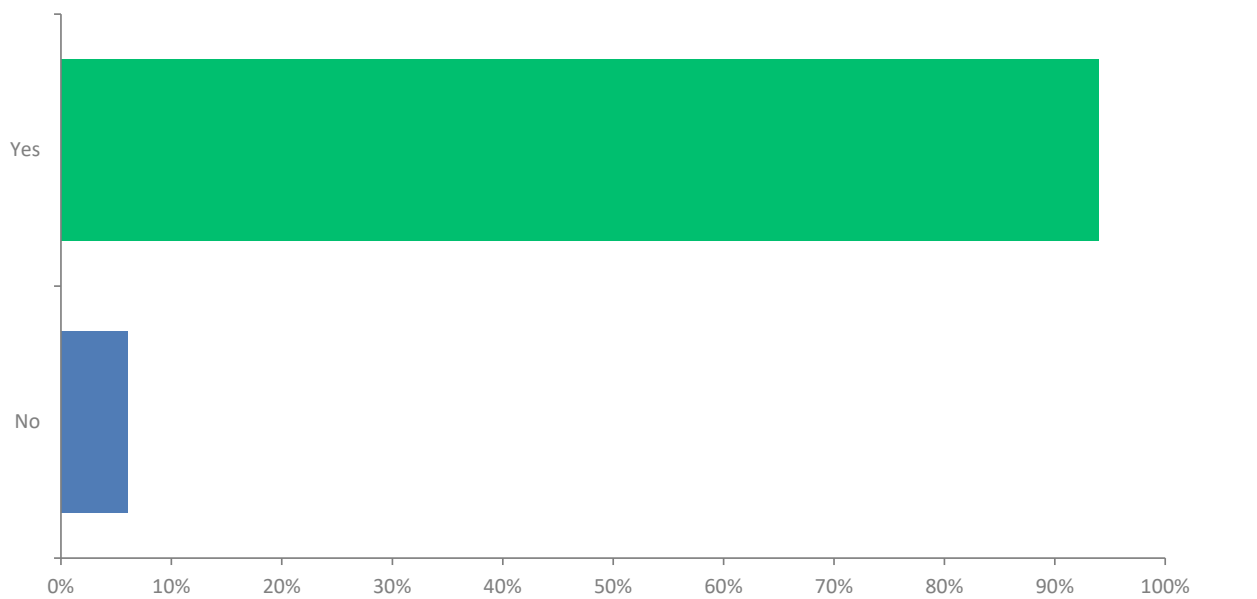


ANSWER CHOICES	RESPONSES	
Multi-Sport Courts	37.37%	105
Bike Skills Course	13.17%	37
Skate Park	17.44%	49
Walking/Biking Trails	61.57%	173
Sports Lighting	27.76%	78
Community/Social Gathering Spaces	32.03%	90
Inclusive Playground Features	33.81%	95
Recreation Building Upgrades	59.43%	167
Other (please specify)	17.08%	48
<b>TOTAL</b>		<b>842</b>

Other: More Playground Equipment, Tball, Open Soccer Field, Bathrooms, Indoor/Outdoor Pool, Paved Walking Trail, Sports Lighting, and a Dog Park

**Q24: Would you or members of your household like to see community events continue being held at the Recreation Complex?**

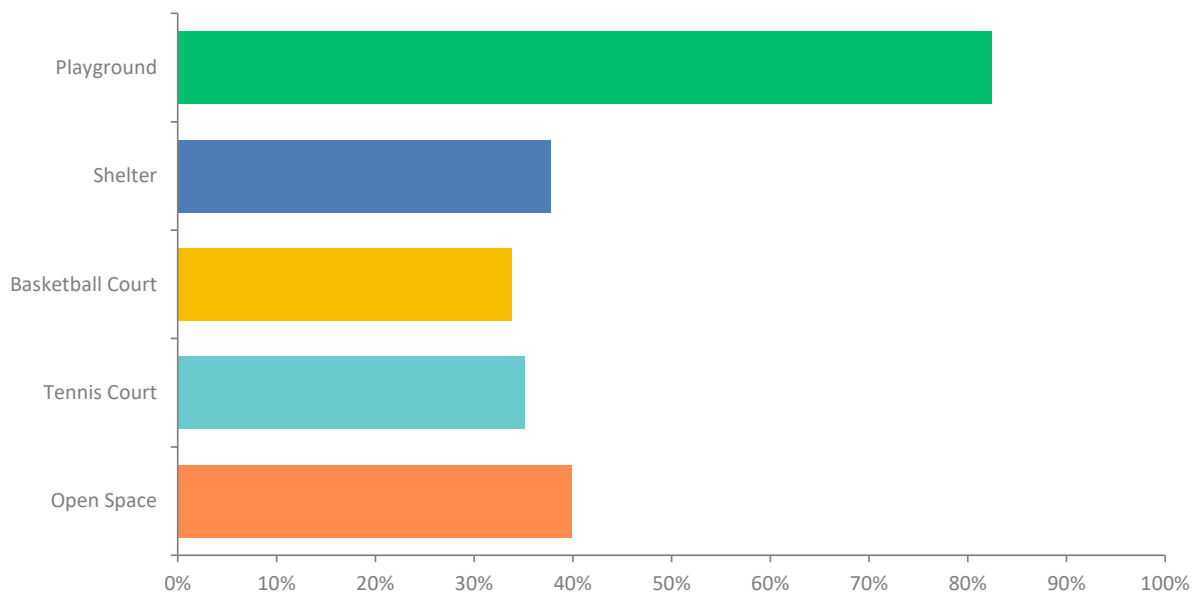
Answered: 297   Skipped: 49



ANSWER CHOICES		RESPONSES	
Yes		93.94%	279
No		6.06%	18
TOTAL			297

**Q25: Do you or other members of your household use the following amenities at Bel Aire Park? CHECK ALL that apply.**

Answered: 228 Skipped: 118



ANSWER CHOICES	RESPONSES	
Playground	82.46%	188
Shelter	37.72%	86
Basketball Court	33.77%	77
Tennis Court	35.09%	80
Open Space	39.91%	91
TOTAL		522

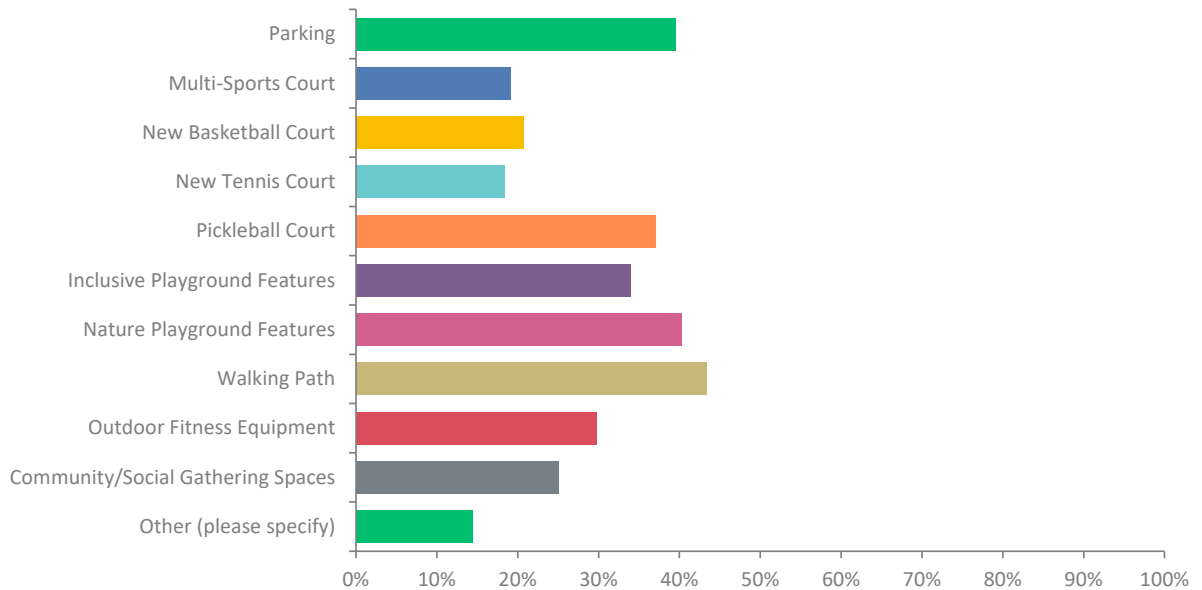
**Q26: If you don't use Bel Aire Park, what are the reasons?**

Answered: 131 Skipped: 215

Open-ended Responses: Poor Accessibility, No Parking, Poor Maintenance, and Unsure of Location

## Q27: From the list provided, what POSSIBLE recreational amenities would you like to see at Bel Aire Park?

Answered: 256 Skipped: 90

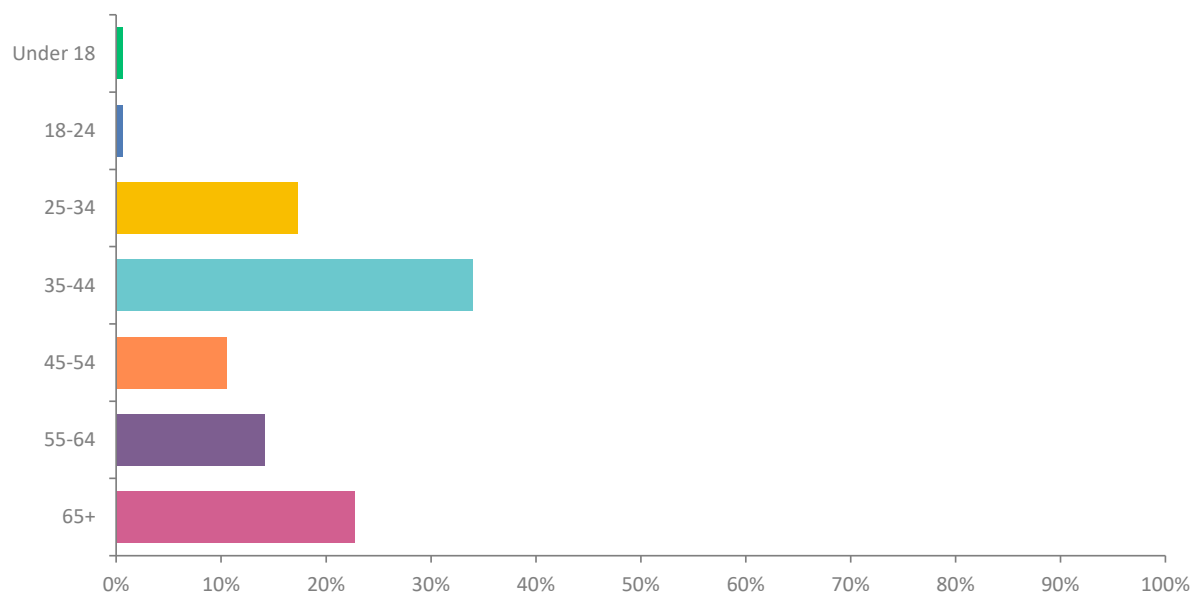


ANSWER CHOICES	RESPONSES	
Parking	39.45%	101
Multi-Sports Court	19.14%	49
New Basketball Court	20.70%	53
New Tennis Court	18.36%	47
Pickleball Court	37.11%	95
Inclusive Playground Features	33.98%	87
Nature Playground Features	40.23%	103
Walking Path	43.36%	111
Outdoor Fitness Equipment	29.69%	76
Community/Social Gathering Spaces	25.00%	64
Other (please specify)	14.45%	37
<b>TOTAL</b>		<b>823</b>

Other: Playground Shade, More Swings, More Playground Equipment (No Sand), and Sports Lighting

# Q28: What is your age?

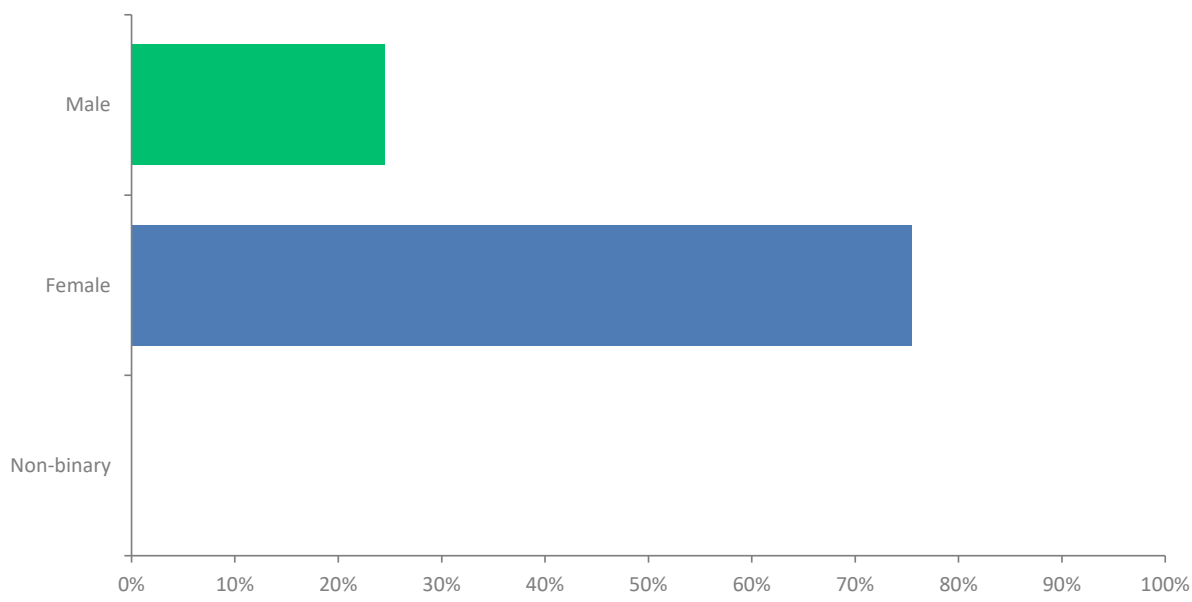
Answered: 312 Skipped: 34



ANSWER CHOICES		RESPONSES	
Under 18		0.64%	2
18-24		0.64%	2
25-34		17.31%	54
35-44		33.97%	106
45-54		10.58%	33
55-64		14.10%	44
65+		22.76%	71
TOTAL			312

Q29: What is your Gender?

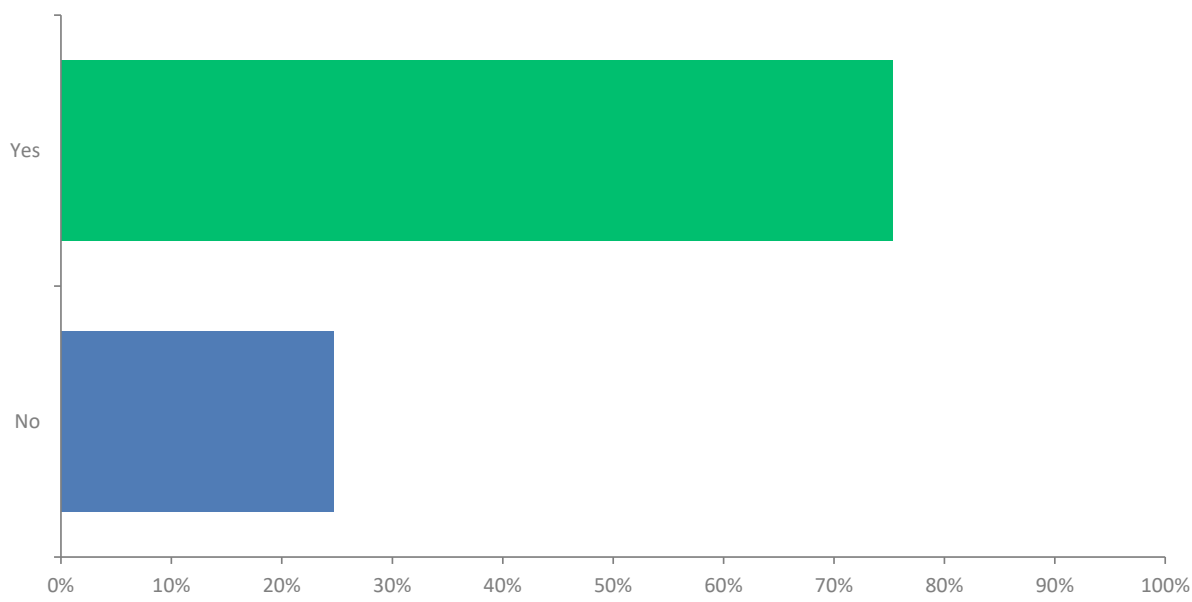
Answered: 310 Skipped: 36



ANSWER CHOICES		RESPONSES	
Male		24.52%	76
Female		75.48%	234
Non-binary		0%	0
TOTAL			310

Q30: Do you have children?

Answered: 312 Skipped: 34

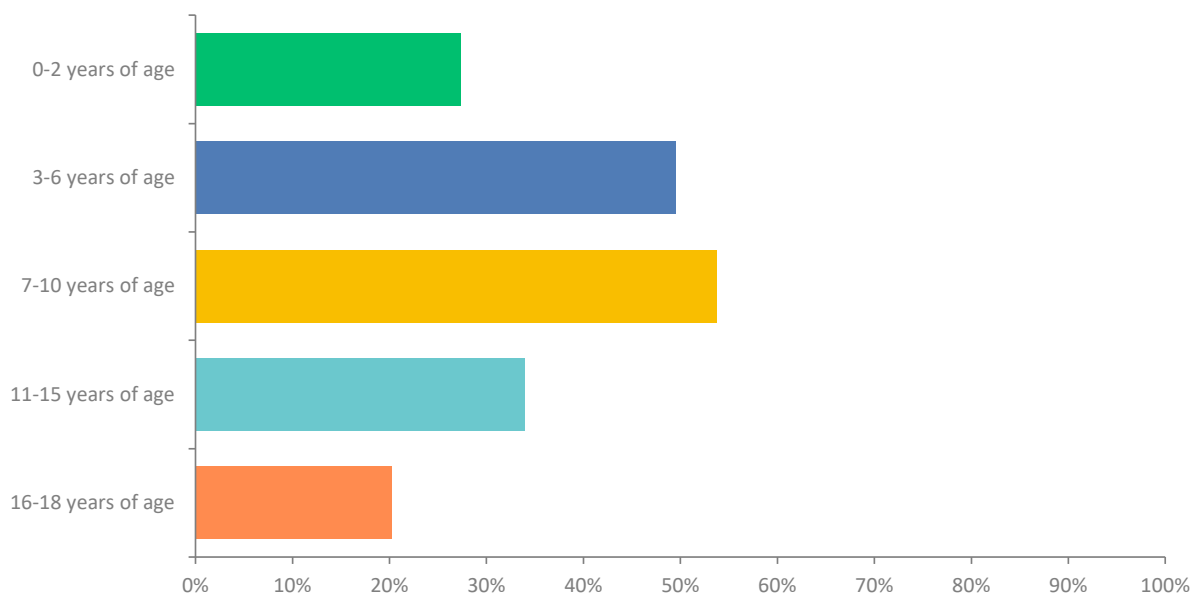


ANSWER CHOICES		RESPONSES	
Yes		75.32%	235
No		24.68%	77
TOTAL			312



Q31: If you answered "Yes" to the previous question, what are their age(s)?

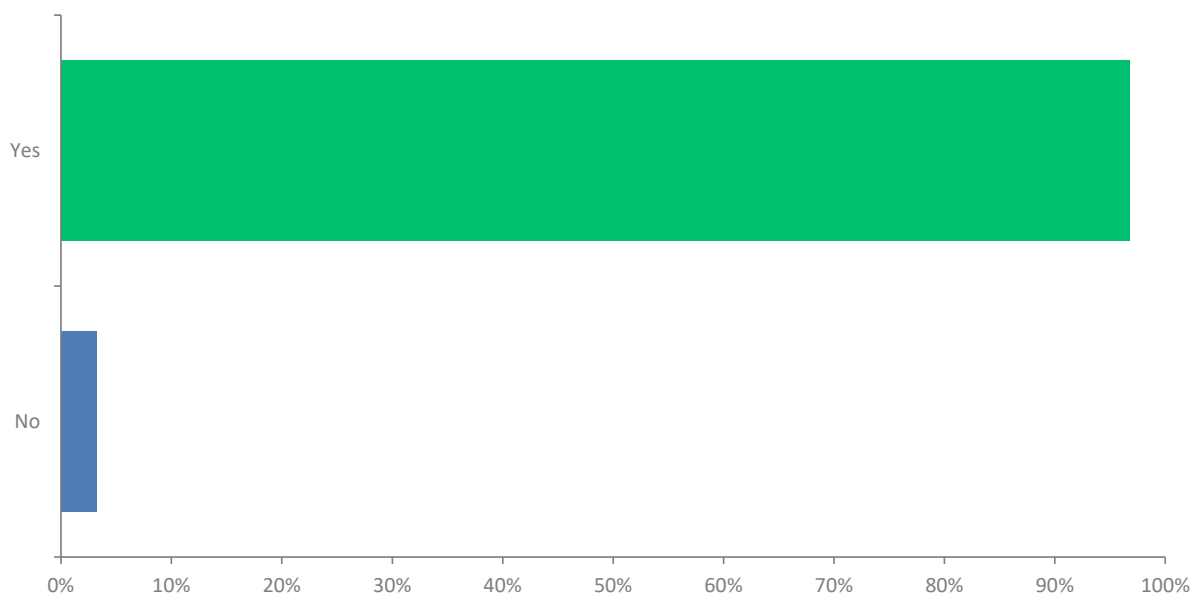
Answered: 212 Skipped: 134



ANSWER CHOICES	RESPONSES	
0-2 years of age	27.36%	58
3-6 years of age	49.53%	105
7-10 years of age	53.77%	114
11-15 years of age	33.96%	72
16-18 years of age	20.28%	43
TOTAL		392

Q32: Are you a resident of Bel Aire?

Answered: 312 Skipped: 34



ANSWER CHOICES		RESPONSES	
Yes		96.79%	302
No		3.21%	10
TOTAL			312