



#ACITYELEVATED

DEPARTMENT PROJECTS

SCHEDULE UPDATES

August 2022

# CITY CLERK



k. Rusch	1	Aug 7, 2022	Aug 14, 2022		Complete	1 hr + legal
M. Reyes	3	July 27, 2022	Aug 9, 2022	Aug 12 2022	Complete	2.5 hrs
C. Pobebe	1	Aug 5, 2022	Aug 5, 2022		Complete	.50 hr
L. McDonald	3	July 26, 2022	Aug 11, 2022		Complete	1.50 hr
J. Modrzejewski	3	Aug 16, 2022	Aug 23, 2022		Complete	2 hrs
A. Cooper	1	Aug 30, 2022	Aug 30, 2022		Complete	.50 hr
D. Scott	2	July 20, 2022	July 21, 2022		Complete	.75 hr
P. Mobini	1	July 22, 2022	July 22, 2022		Complete	.50 hr
A. Cooper	2	July 28, 2022	July 28, 2022		Complete	.50 hr

---

No. of Requests      No. of Completed Requests      Staff Time Allocated

---

**14**                              **14**                              **9.25 hrs**

---

# COMMUNITY DEVELOPMENT



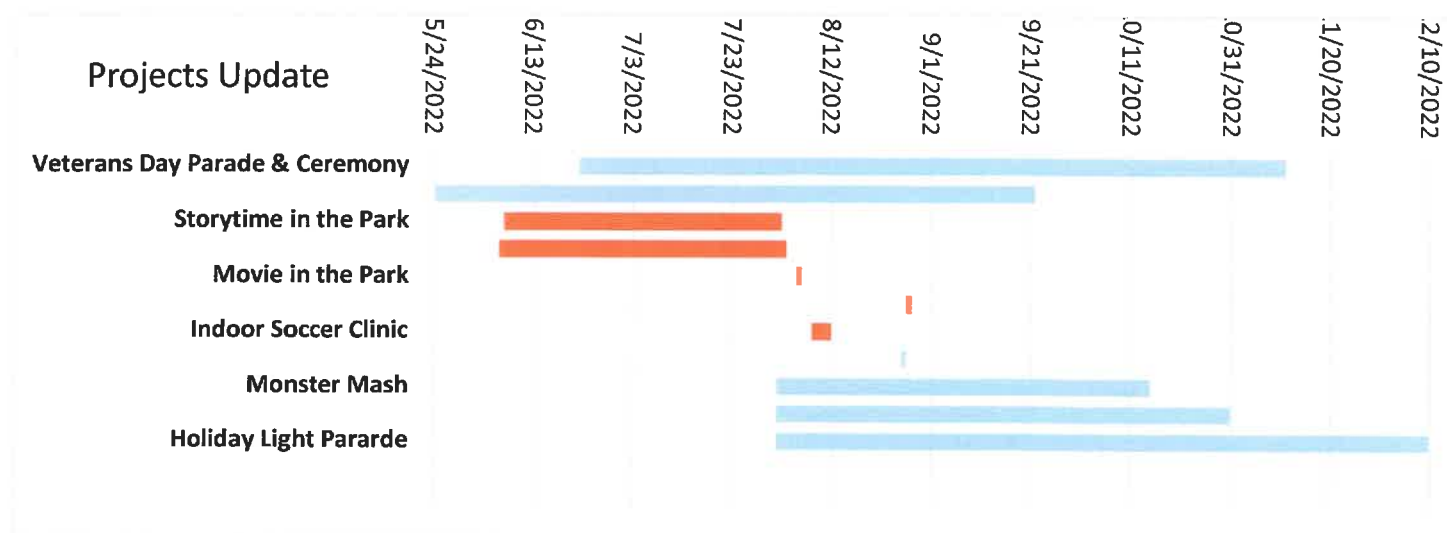
## COMMUNITY DEVELOPMENT UPDATE Ending August 2022

- Housing Element Update (Project CD-02)
  - Housing Element Update was presented to Planning Commission on August 23<sup>rd</sup> and forwarded a recommendation of approval to City Council. Housing Element Update will be presented to Council on September 20<sup>th</sup>.
- Zoning Code Updates (Project CD-01)
  - Accessory Dwelling Unit Ordinance is included in the Housing Element Update.
  - Objective Design Guidelines will follow approval of the Housing Element
- Planning Commission – Next Meetings are **September 13<sup>th</sup> and October 11<sup>th</sup>**
- Fire Safety – ending August 2022
  - 7 Fire Plan reviews
  - 58 Building Plan reviews
  - 7 Public Works plan reviews
  - 20 Planning case reviews
  - 188 Construction inspections
  - 6 Non-State Mandated Fire inspections
  - 4 State Mandated Fire inspections
  - 0 Special Event inspections
  - 16 Miscellaneous inspections and follow-ups
- Code Enforcement – ending August 2022
  - 20 cases opened in the month of August
  - 39 Inspections resulting in no cases opened
  - 2 cases closed
- Building and Safety Department Data ending August 2022
  - 271 Permits Issued
  - 186 Permit Finals
  - 185 Plan Reviews
  - 2,407 Inspections performed
- Planning Project Data for August 2022
  - 24 applications reviewed at DRC
  - 36 new Planning applications were received
  - 65 plan checks were conducted

# COMMUNITY SERVICES

# Community Services Department Updates – August 2022

## Recreation Division



### Recreation Division Highlights:

■ Duration  
■ Completed

- Cool Center
  - Attendees: 40
  - Days: August 30 – September 7
- Hosted our final two Pop-Ups in the Park for the 2022 series.
- Hosted a Movie in the Park featuring Dreamworks: The Bad Guys
- Hosted a ribbon cutting ceremony for the completion of Rangel Park.
- Hosted a Build-A-Buddy Workshop for National Dog Day
- Hosted an Indoor Soccer Clinic for ages 8-11
- Launched Pound Fitness on Tuesday evenings at the CRC
- Advertised a Deco Your Demin Workshop and Adult 3-on-3 Basketball Tournament
- Added additional evening times to open Pickleball
- Rentals
  - CRC Special Event: 2
  - Park Pavilion: 4
- Basketball season has begun at the CRC. Highland Academy and Summerwind Trails are now utilizing the building for practices and games.
- Working with DeAnns PAAS kids to bring inclusive programming to the CRC.

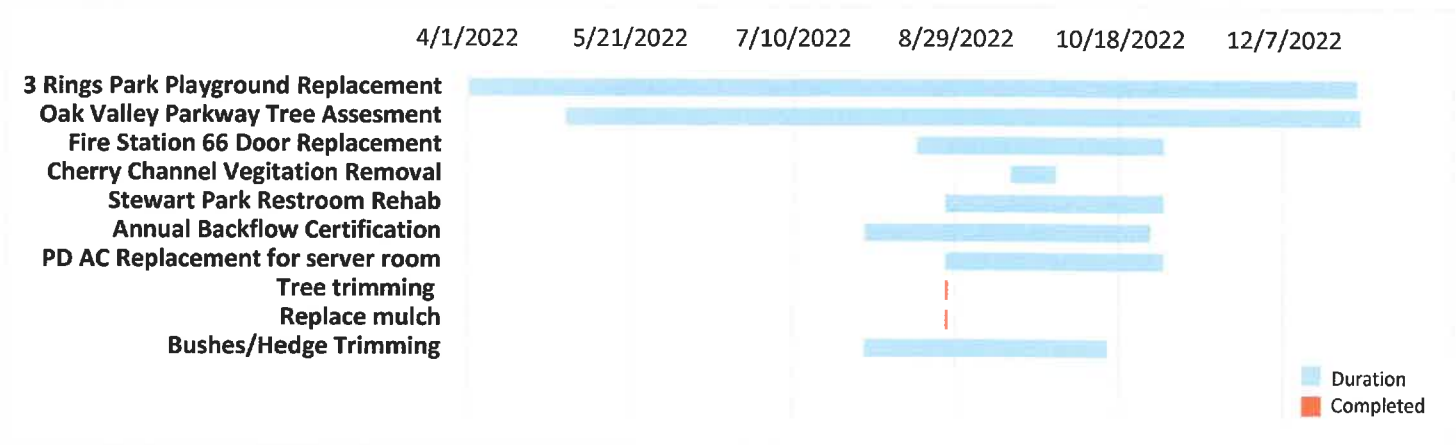
### RECREATION CLASSES AVAILABLE:

Chair Yoga – Tuesday & Thursday  
 Fit After 50 – Monday, Wednesday, Friday  
 Bingo – Thursday  
 Senior Aerobics - Monday, Wednesday, Friday  
 POUND - Tuesdays

Pickleball – Monday, Tuesday & Thursday  
 Open Basketball – Monday & Wednesday  
 Parent & Me Ballet – Monday  
 Introductory to Ballet – Monday  
 Zumba - Monday, Wednesday, Friday



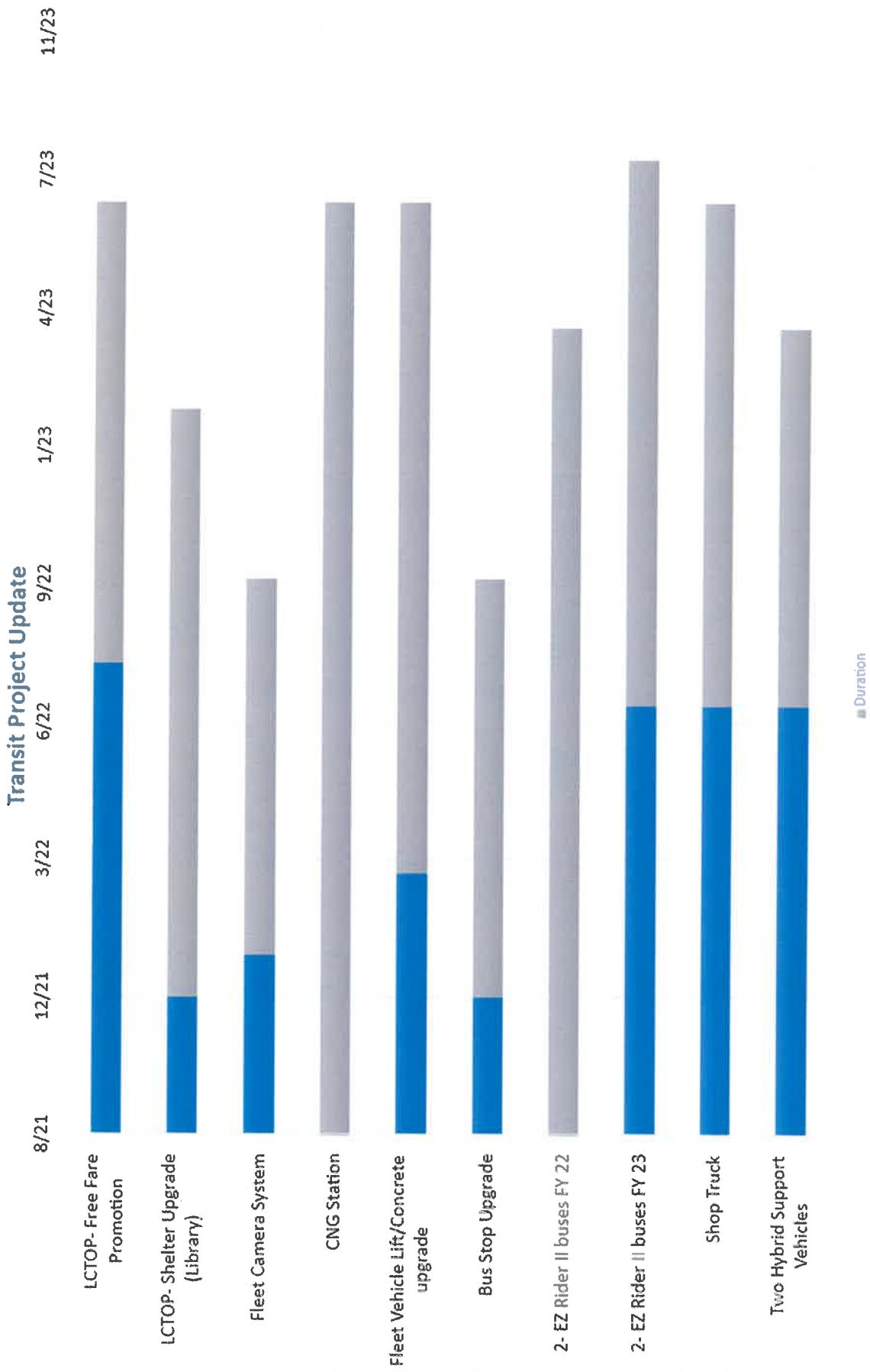
# Parks, Building and Grounds Maintenance Division



## Parks, Grounds and Building Maintenance Division Highlights:

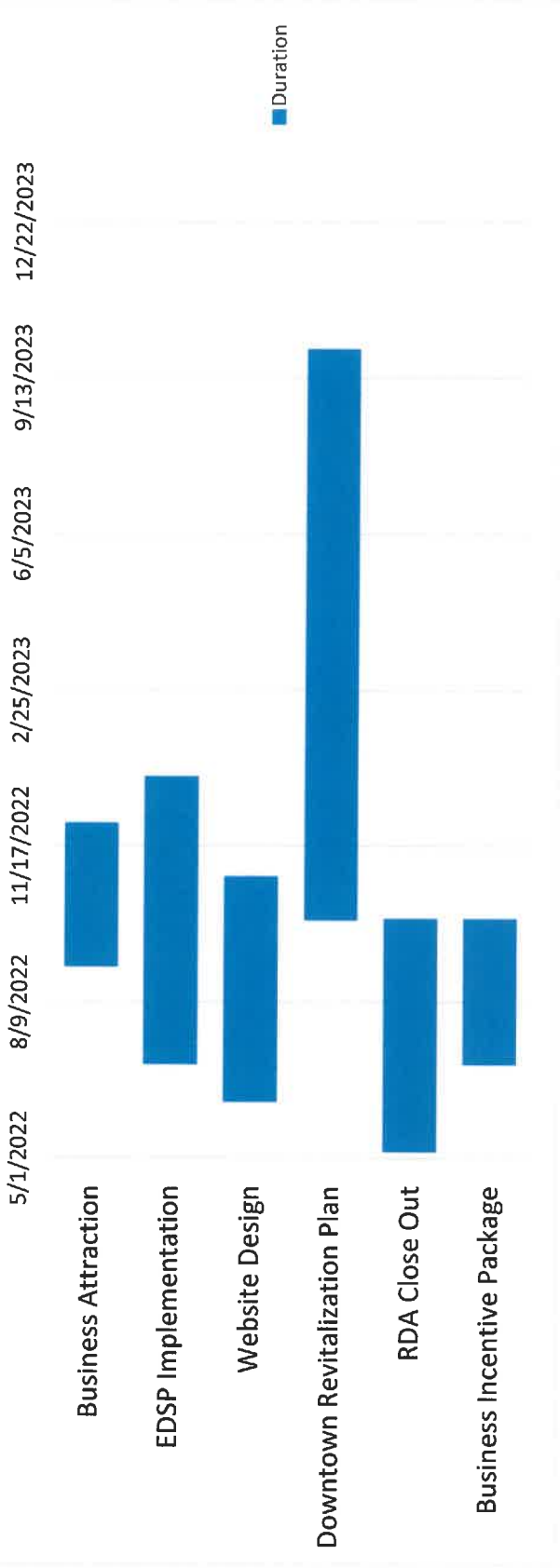
- Work orders completed: 33
- Graffiti removals: 19
- Sports Park Pump Replacement
- Trees trimmed:
  - Starlight Ave: 790
  - CRC: 77
  - Palm Ave & Orange Ave: 135
- Bushed/Hedges Trimmed:
  - 1<sup>st</sup> Street
  - Cherry Ave and walking path
  - Desert Lawn/Champion Drive
  - DeForge Park
  - Three Rings Park and Ring Ranch
  - Trevino Park
  - Nicklaus Park
  - Aspen Creek Park
- Light Replacements:
  - Shadow Creek Park: 12
  - DeForge Park: 17 lights and bases
- Mountain View Park play surface repaired
- PD Carpet and Tile cleaned
- Annual Backflow certification of 174 units began in August

# TRANSIT



# ECONOMIC DEVELOPMENT

## Economic Development Project Update- August 2022

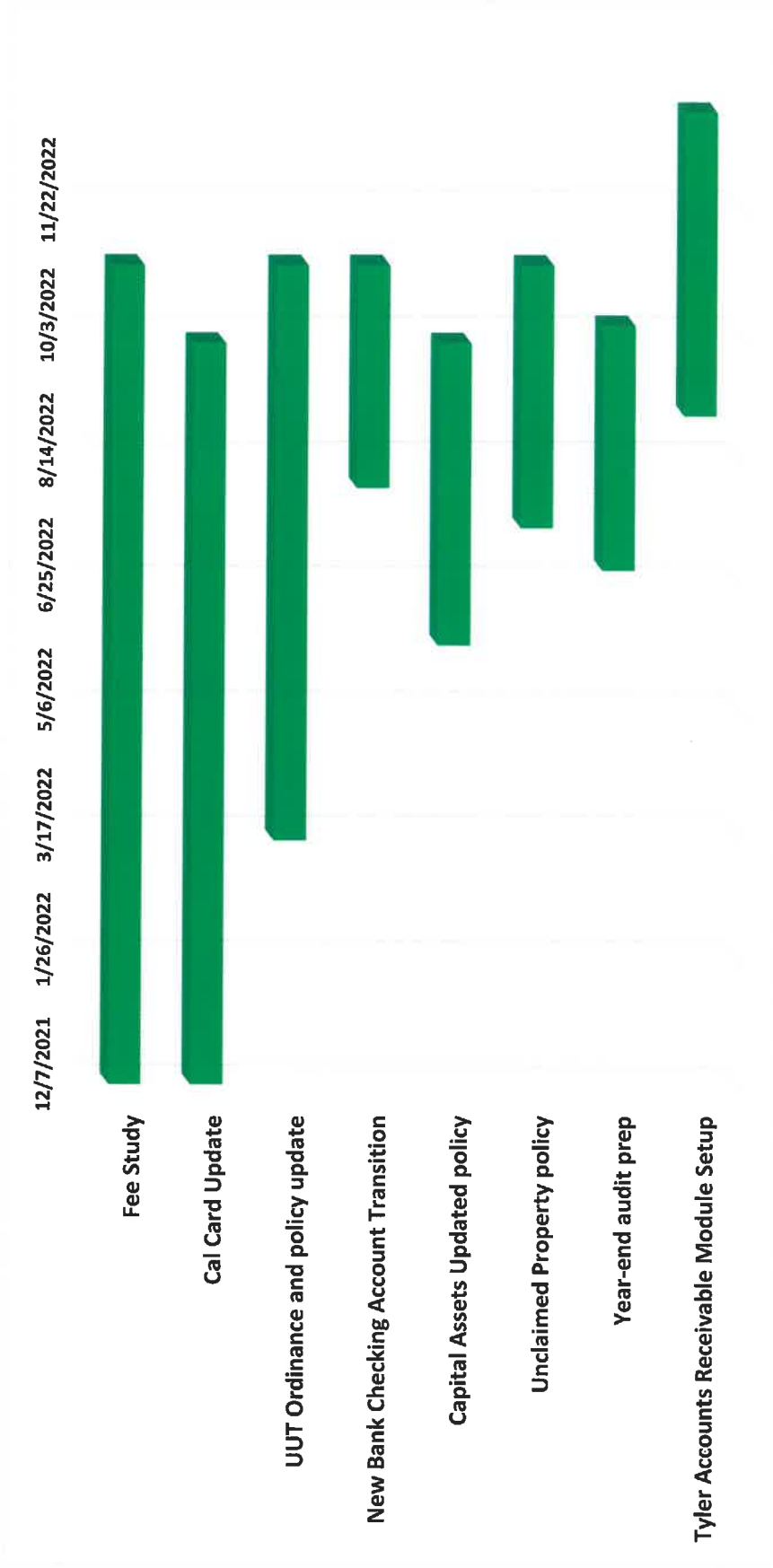


### Items Completed since last report:

1. RFP for Downtown Revitalization Plan - Due September 15<sup>th</sup>
2. Website Design Started
3. RDA Close out scheduled for September 15<sup>th</sup> by County Oversight Board
4. Downtown Business Meeting #2 Scheduled for September 14<sup>th</sup> @ 6:00 P.M.

# FINANCE

## Finance Project Updates – August 2022



Projects Completed after last reporting:

1. Purchase policy update to include SB1383 – 08/16/2022

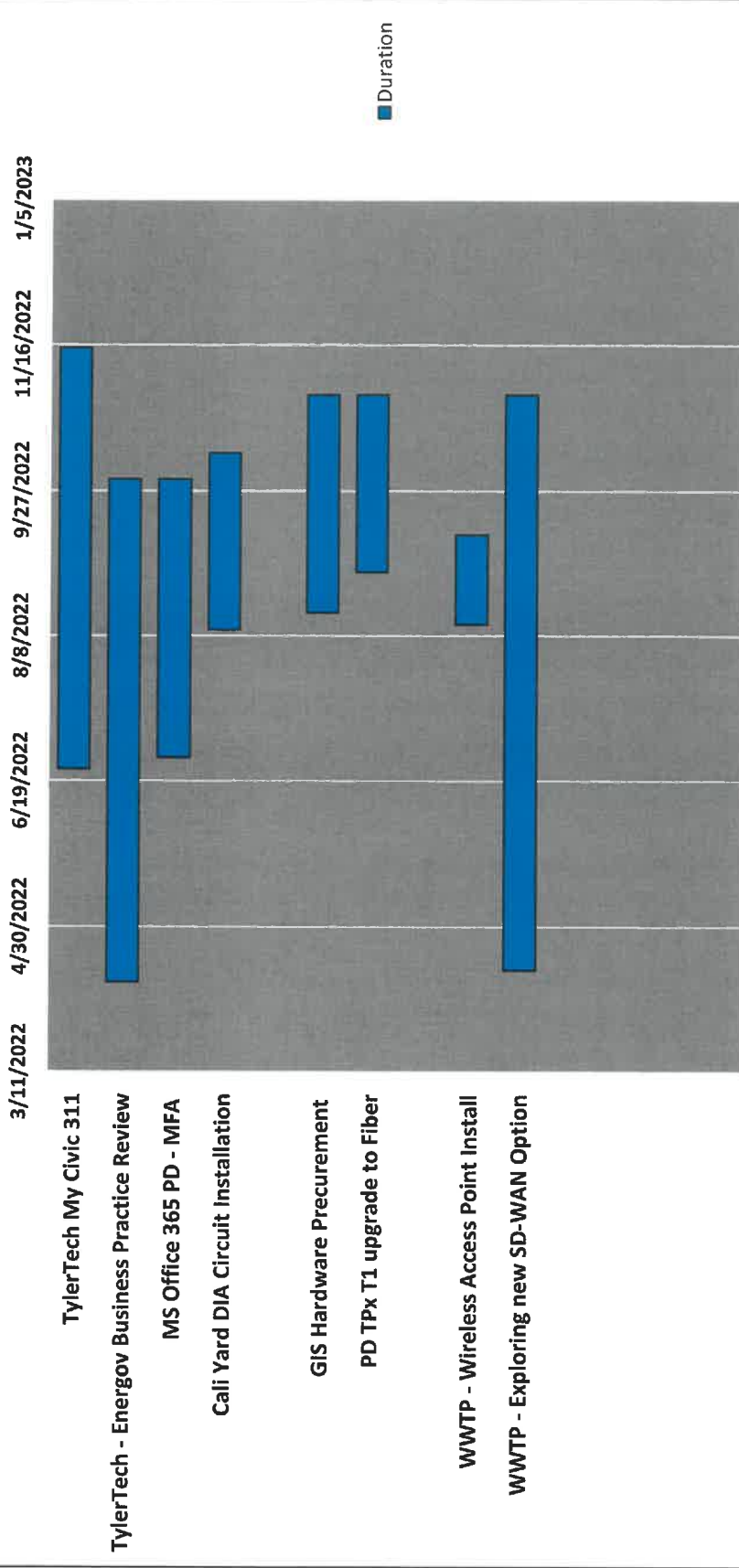
# INFORMATION TECHNOLOGY



# Monthly Project Update

## Information Technology Department

### Information Technology Project Update - August 2022



### Completed Projects

1. TV/Community Publication installed
2. Enterprise GIS – ESRI

# PUBLIC INFORMATION



# **PUBLIC INFORMATION PROJECTS UPDATE**

**August 2022**

## **City/PD Style Guides**

- Create new for PD

## **Digital Magazine**

- Next Edition to go out Oct. 1
- Preparing Draft Copy for Department Review

## **Development Flow Chart**

- Need one for planning projects

## **Economic Development**

- Branding/Website Development – ED working with IT

## **Public Education – On-Going**

- Government 101
- City in the Works
- City at Work

## **Advertising/Misc. Outreach**

- Municipal Election Information – ongoing through November
- Summit Station Project Updates - ongoing

## **Social Media Updates**

### Project Updates

- Fire and Police Station – On-going
- Park Fact Sheet
- Transportation Fact Sheet

## **Citizens Academy 2022**

- 1<sup>st</sup> Class kicked off September 7th

## **State of the City**

- Finalizing Presentation Details

## **Misc. Projects**

- What's the Buzz in Beaumont?

## **Local Events**

- September 22 - State of the City
- Monster Mash

- Trunk or Treat

## Social Media Followers

*What is the Difference Between Likes and Follows? ... A Like is a person who has chosen to attach their name to your Page as a fan. A **follower** is a person who has chosen to receive the updates that you post in their news feed (subject to the Facebook algorithm of course).*

- Facebook
  - City Account -9,279 Followers (+88)
    - 7 individuals Direct Messaged (DM) us
    - Highest performing post in August: I10 Tune Up Ramp Closures Posted Aug. 5th
      - Reach: 11,168
  - Parks and Recreation - 2,012 Followers (+69)
    - Highest performing post in August: Build A Buddy Workshop
      - Reach: 7,451
  - Transit Account - 357 Followers (+1)
    - Highest performing post in August: Rider Alert Posted 8/10
      - Reach: 121
  - PD Account -13,601 Followers (+159)
    - Highest performing post in August: Community Advisory High School Threat Investigations Posted 8/25
      - Reach: 19,268
- Twitter
  - City 2,688 Followers (+15)
  - PD 2,188 Followers (+12)
- Instagram
  - City 4,170 Followers (+58)
  - PD 8,457 Followers (+58)
- Nextdoor
  - City and PD 14,216 Members (+163)
    - 9,281 claimed households

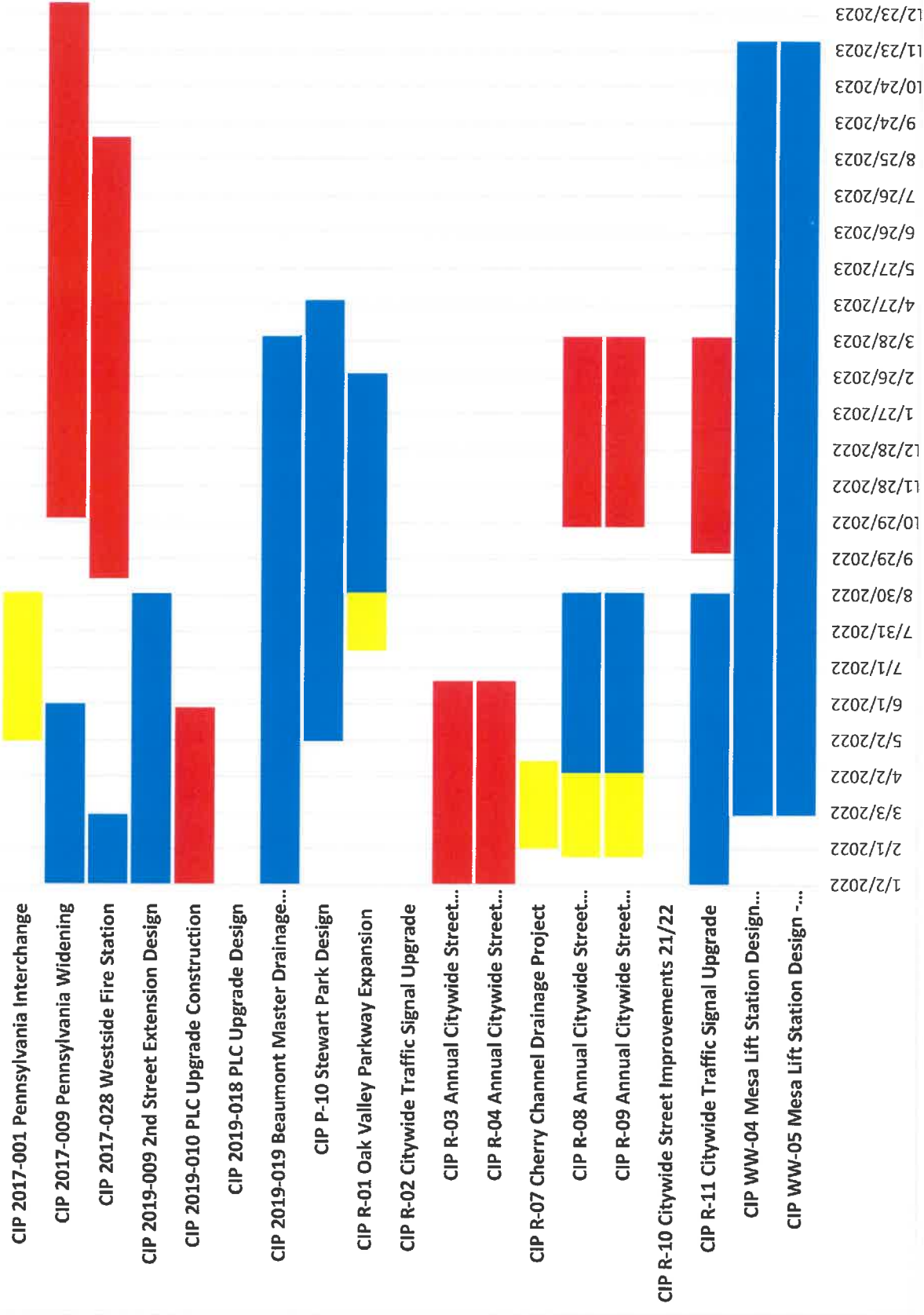
## Misc.

- City Magazine
  - +68 Opens in August
- App Downloads - (+31) Devices
- Notification sign-ups
  - calendar of events - 838 (-29)
  - City Council - 655 (-12)
  - EDC - 220 (-4)
  - FAC - 158 (-4)
  - Planning Commission - 528 (-12)
  - Construction Updates - 1187 (-13)
  - Homepage news - 200 (-2)
  - PD Homepage News - 43 (-2)

# PUBLIC WORKS

**PUBLIC WORK CIP PROJECTS**

■ Preliminary  
■ Design  
■ Construction

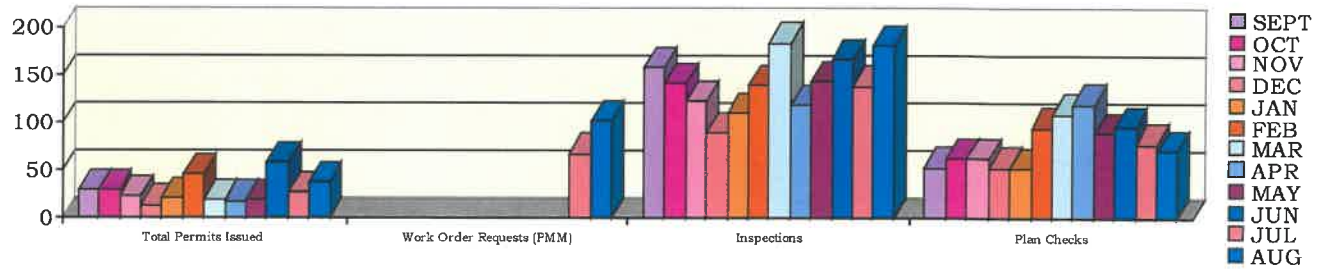




# PUBLIC WORKS

## MONTHLY PERMIT INFORMATION

### RUNNING 12 MONTHS



	SEPT	OCT	NOV	DEC	JAN	FEB	MAR	APR	MAY	JUN	JUL	AUG
<b>Permit Information</b>												
Encroachment - Issued	22	27	21	10	21	44	18	15	11	37	25	34
Residential Improvements	3	2	1	2	3	2	0	2	6	20	1	1
Commercial Improvements	4	0	0	1	0	0	0	0	1	1	1	2
<b>TOTAL</b>	<b>29</b>	<b>29</b>	<b>22</b>	<b>13</b>	<b>24</b>	<b>46</b>	<b>18</b>	<b>17</b>	<b>18</b>	<b>58</b>	<b>27</b>	<b>37</b>
<b>Work Order Requests (PMM)</b>												
Street Lighting (SL)											16	40
Street Maintenance (SM)											43	41
Public Works (PW)											9	21
<b>TOTAL</b>											<b>68</b>	<b>102</b>
<b>Inspections</b>												
Commercial	51	55	89	26	51	57	108	51	36	23	23	42
Residential	107	87	34	63	59	83	77	68	108	144	116	140
<b>TOTAL</b>	<b>158</b>	<b>142</b>	<b>123</b>	<b>89</b>	<b>110</b>	<b>140</b>	<b>185</b>	<b>119</b>	<b>144</b>	<b>167</b>	<b>139</b>	<b>182</b>
<b>Plan Checks</b>												
Commercial	17	18	18	17	8	9	20	23	14	27	11	27
Residential	36	44	44	36	44	47	51	46	45	23	37	26
Building Reviews						39	38	51	31	36	30	18
<b>TOTAL</b>	<b>53</b>	<b>62</b>	<b>62</b>	<b>53</b>	<b>52</b>	<b>95</b>	<b>109</b>	<b>120</b>	<b>90</b>	<b>96</b>	<b>78</b>	<b>71</b>



FY 22/23  
FY 21/22

***This information is gathered from monthly reports and inspection records. Permits issued as of August 31, 2022.***