



# Beaumont, CA

The National Community Survey™

Key Findings

July 28, 2020



# The NCS™ Facets of Community Livability





# The NCS™ & Beaumont

- First time participating in The National Community Survey™
- Scientific sample of 2,500 households
  - 649 returned surveys; 26% response rate
  - $\pm 4\%$  margin of error

Expanded sample

Open-ended  
question

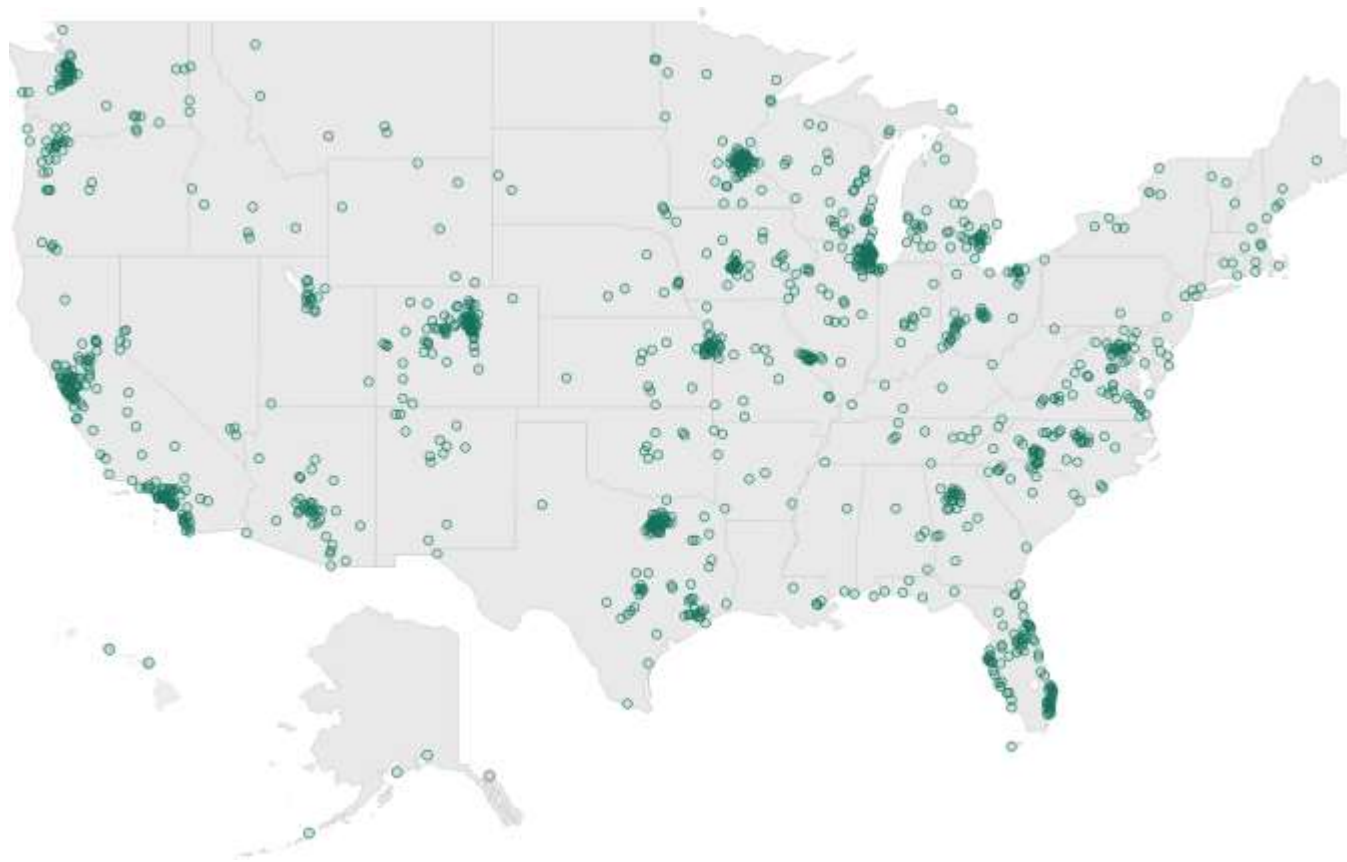
Online option

Spanish

Custom  
benchmarks

Follow up postcard

# NRC National Benchmarking Database

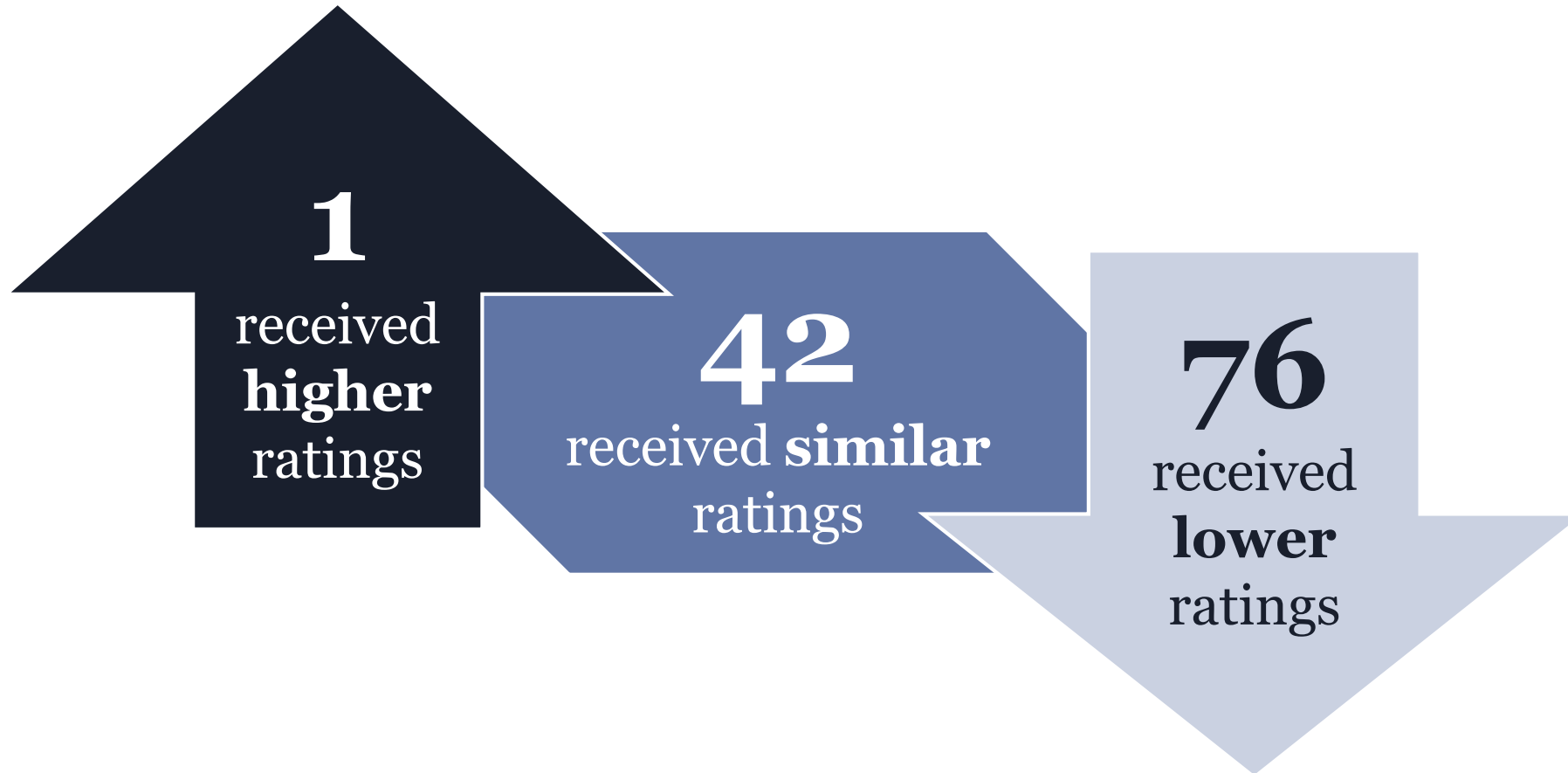




# 2020 National Benchmark Comparisons



# 2020 Custom Benchmark Comparisons



# The NCS™ Facets of Livability

		Quality		
		Lower	Similar	Higher
Importance	Higher	<ul style="list-style-type: none"> <li>• Community Design</li> <li>• Health &amp; Wellness</li> </ul>		
	Similar	<ul style="list-style-type: none"> <li>• Economy</li> <li>• Mobility</li> <li>• Utilities</li> <li>• Parks &amp; Rec</li> <li>• Education, Arts, Culture</li> </ul>	<ul style="list-style-type: none"> <li>• Safety</li> <li>• Natural Environment</li> </ul>	
	Lower		<ul style="list-style-type: none"> <li>• Inclusivity &amp; Engagement</li> </ul>	

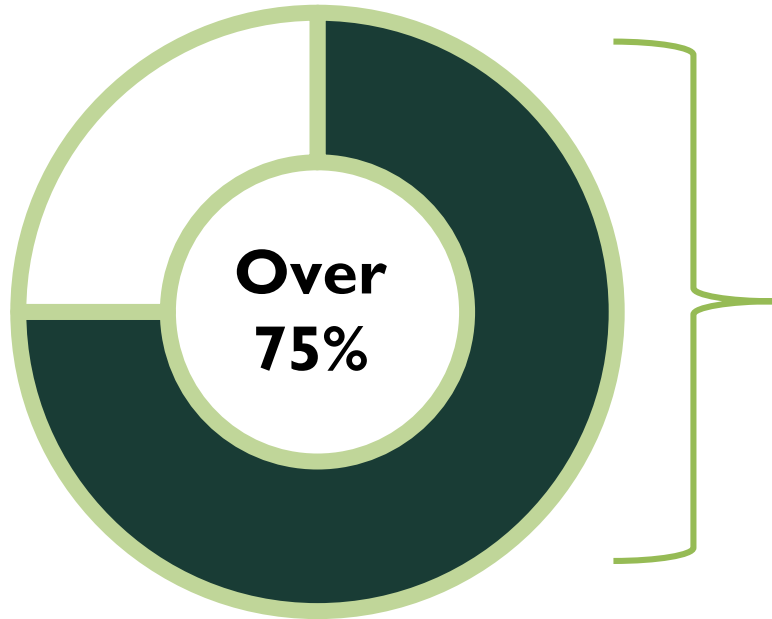


Key  
Finding  
#1

**Residents appreciate many aspects of  
living in Beaumont.**



# Living in Beaumont



- ❖ **Beaumont as a place to live**
- ❖ **Overall quality of life**
- ❖ **Neighborhood**




*Rating as excellent or good*

# Likelihood of Remaining in and Recommending Community

**8** in **10**

- ❖ Recommended living in Beaumont
- ❖ Planned to stay in Beaumont for the next 5 years



# Community Design



**58%**

Overall quality of new development

**56%**

Well-designed neighborhoods

**53%**

Variety of housing options

**40%**

Availability of affordable quality housing



Key  
Finding  
#2

**Mobility-related services and traffic flow are areas of high importance to residents and of opportunity.**

# Mobility Ratings

57%

Ease of walking

42%

Overall quality of the transportation system

53%

Ease of travel by bicycle

42%

Sidewalk maintenance

44%

Street cleaning

40%

Traffic signal timing

# Alternate Modes of Transportation

**5** in **10**

residents reported they  
**carpooled, walked or  
biked  
instead of driving**



# Investing Resources in Mobility

Areas where the City should invest resources in the next five years

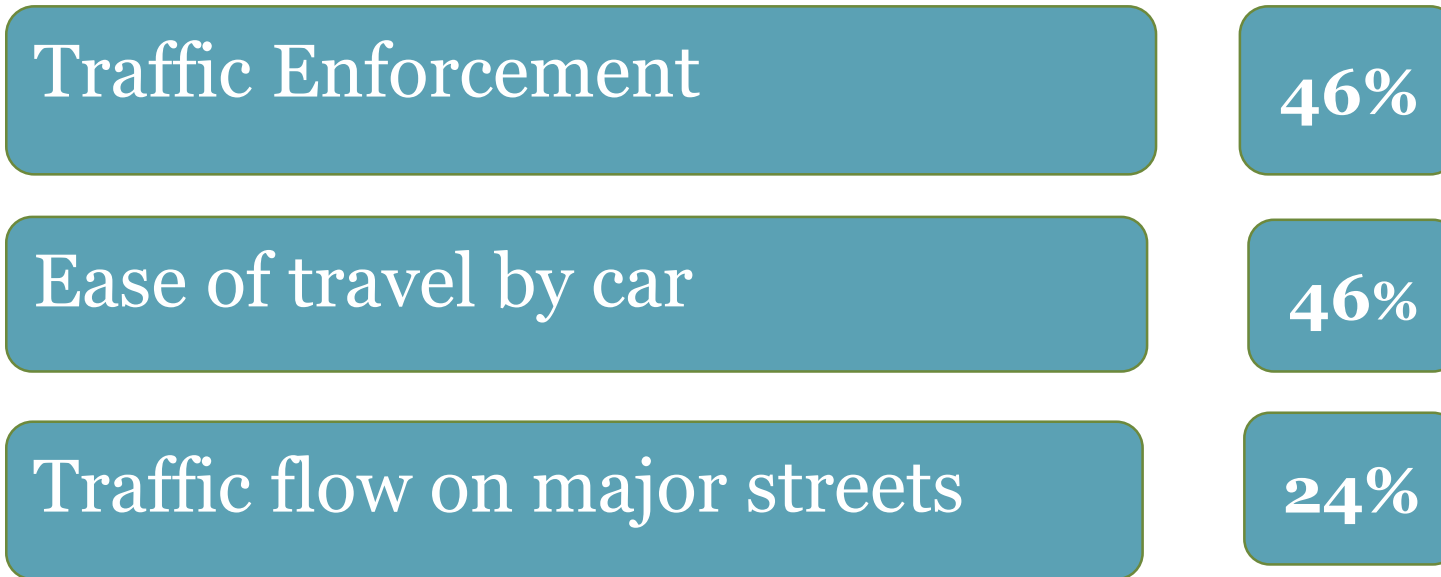
**9 in 10**

Local street and  
traffic flow  
improvements

**8 in 10**

Freeway  
interchange  
improvements

# Mobility Focus Areas





# Mobility is a Top Priority

*What do you see as the top three needs or priorities for Beaumont?*

Mobility

Traffic

Street  
infrastructure  
and quality



Key  
Finding  
#3

**Residents are healthy and prioritize opportunities for Health and Wellness.**

# Health and Wellness

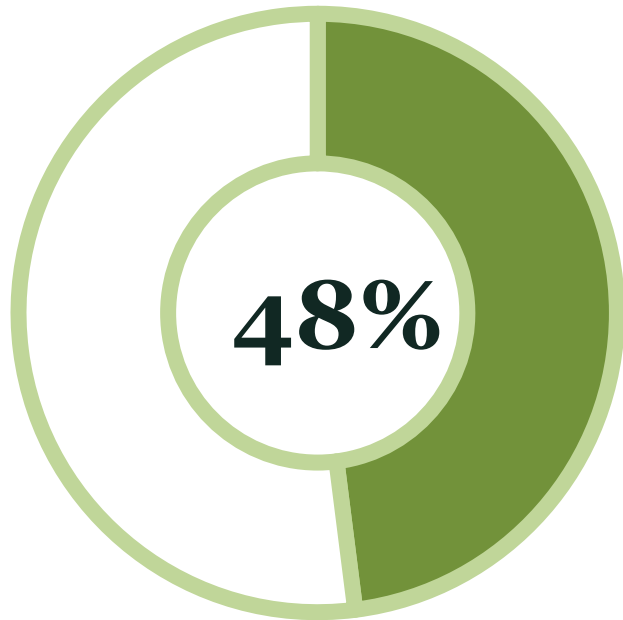
**8** in **10**

**consider health and  
wellness a priority**



# Health and Wellness

## ◆ Overall health and wellness opportunities



51%

Health services



47%

Availability of preventative health services



Percent excellent/good

◆ = Lower than national benchmarks

# Parks and Recreation Ratings



Percent excellent or good

# Recreation Support



**6 in 10**

residents rated park and  
community center improvements  
as essential or very important



Key  
Finding  
#4

**Beaumont's Economy remains a high priority for residents, especially in the current climate.**

# Economy as a Focus Area

9 in 10

Rated it as essential or very important





# Overall Economic Health



**60%**

Overall quality of  
business and service  
establishments

**50%**

Economic  
Development

**34%**

Cost of Living

**24%**

Personal economic  
future

# Economic Challenges

4 in 10  
of residents positively rated...

- Variety of business and service establishments in Beaumont

3 in 10  
or fewer of residents positively  
rated...

- Vibrancy of downtown/commercial area
- Shopping opportunities
- Employment opportunities
- Place to visit
- Place to work

# Housing Cost Stress

1 in 2

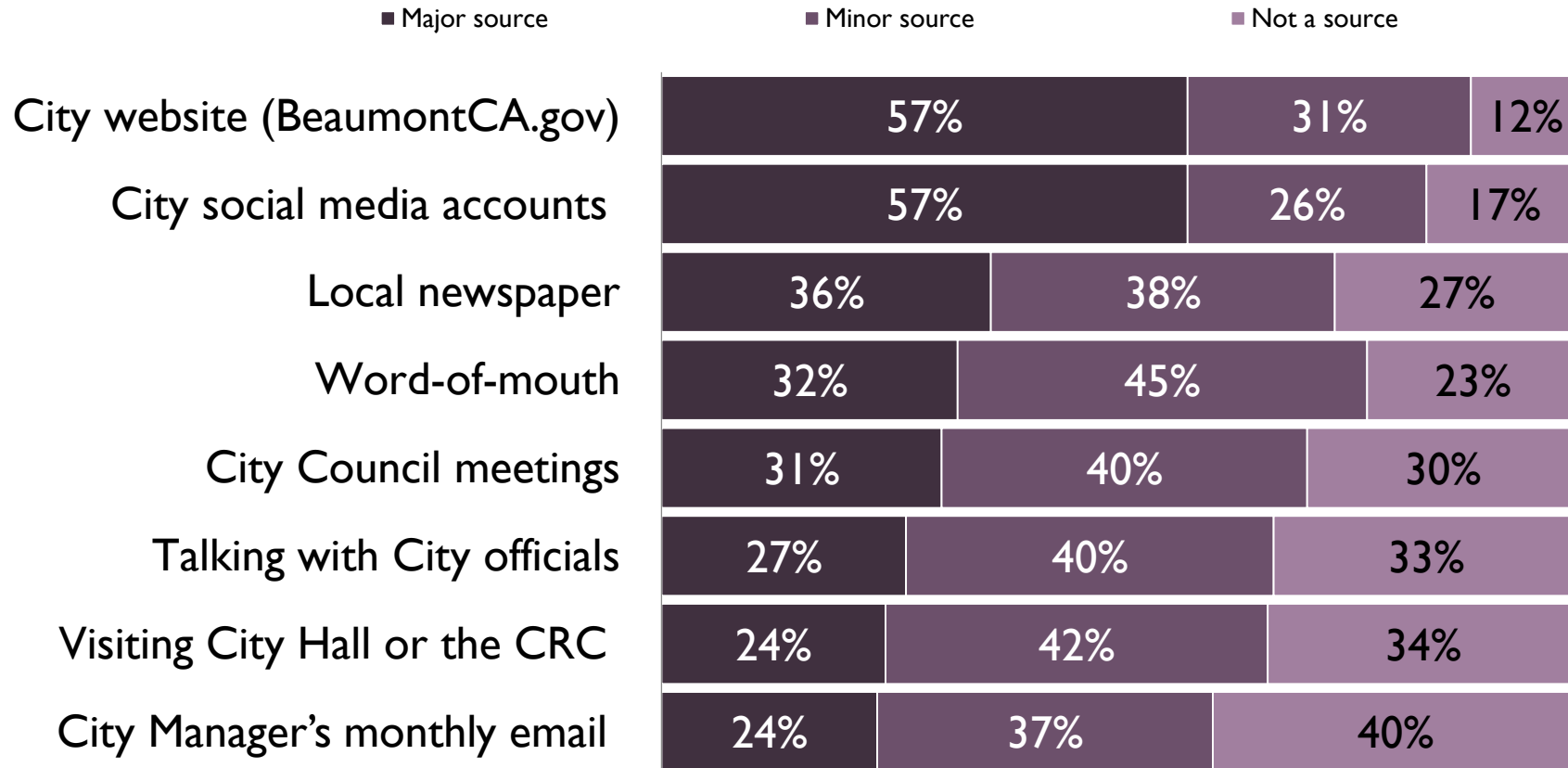
Residents were experiencing  
housing cost stress



# The NCS™ Special Topics

# Sources of Information

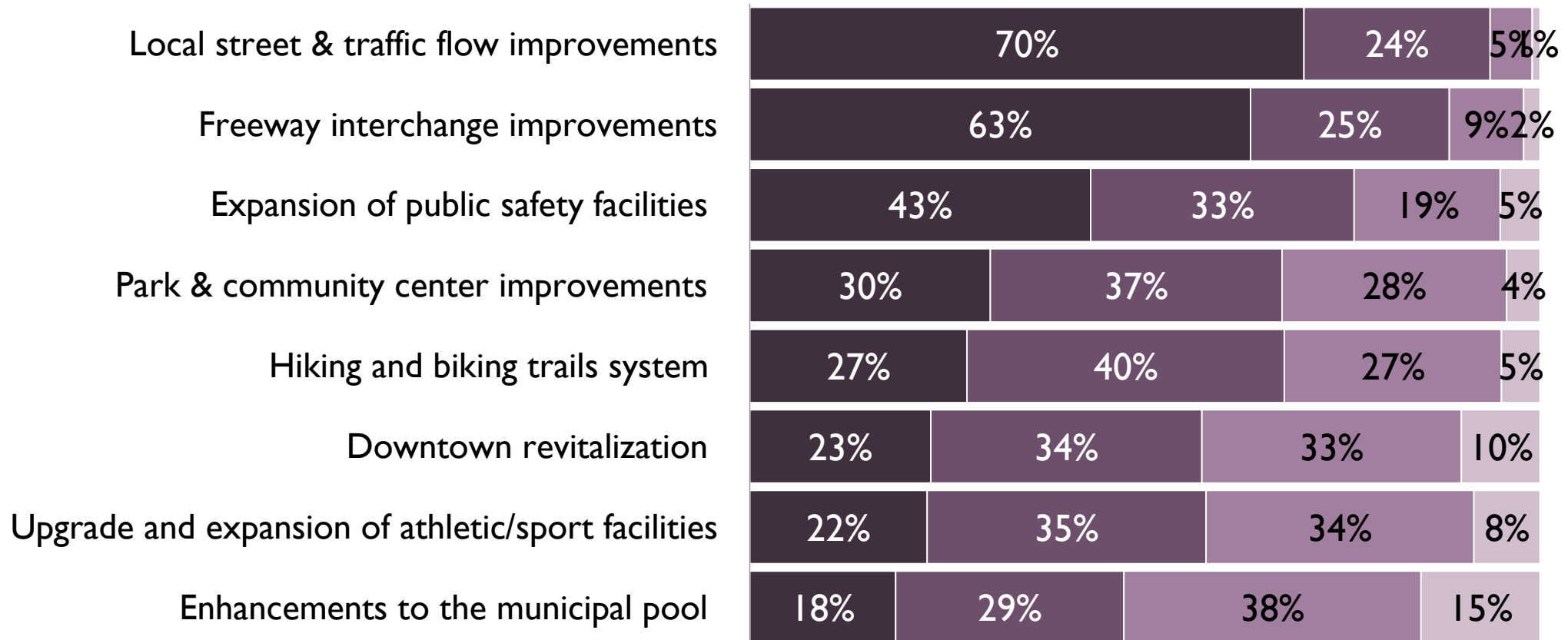
*Please indicate how much of a source, if at all, you consider each of the following to be for obtaining information about the City government and its activities, events and services:*



# Support for Capital Projects

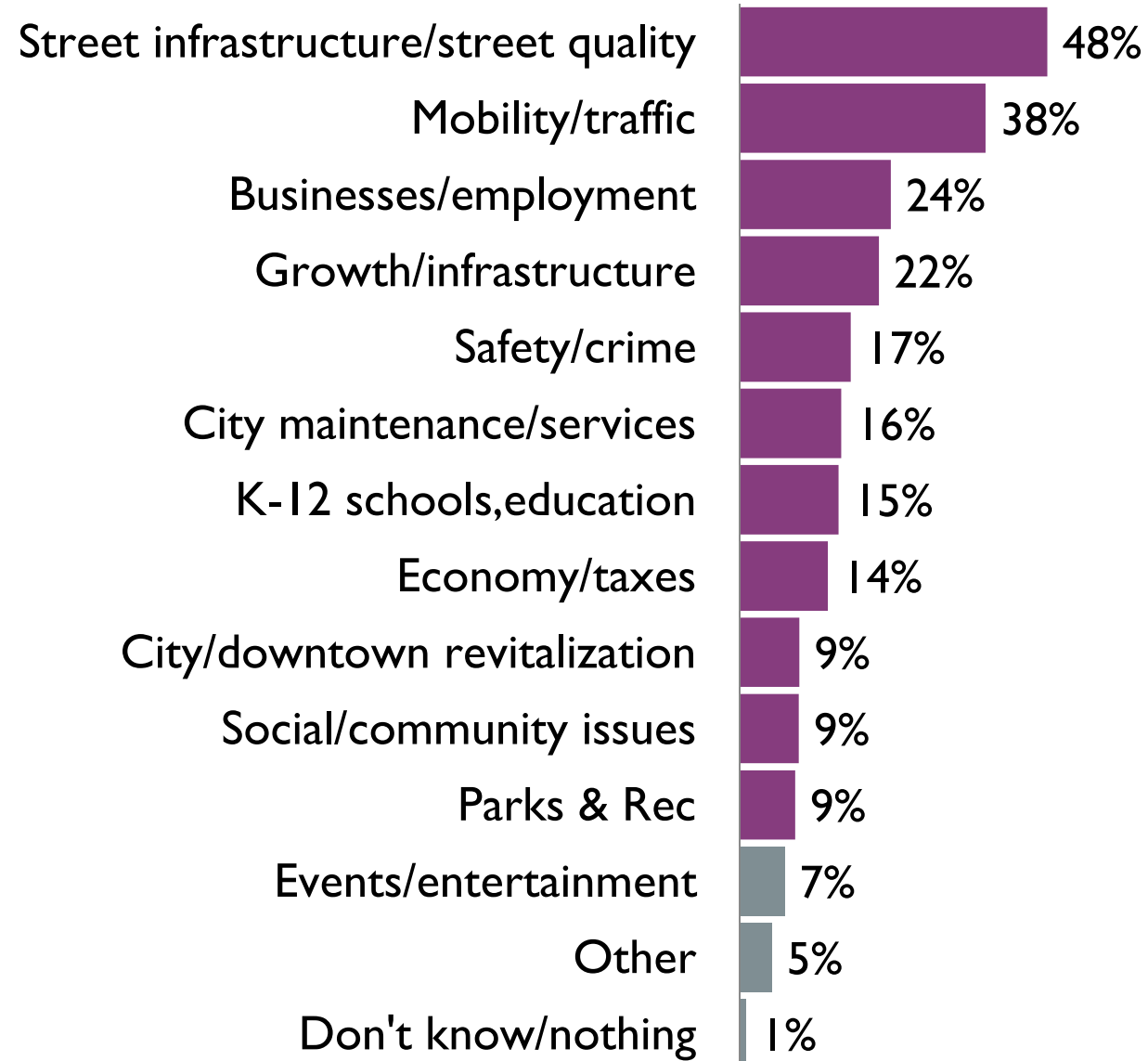
*Please rate how important, if at all, you think it is for the City to invest resources in each of the following capital projects over the next five years:*

■ Essential    ■ Very important    ■ Somewhat important    ■ Not at all important



# Needs and Priorities for Beaumont

What do you see as the top three needs or priorities for the City of Beaumont?





# The NCS™ Conclusions

Residents appreciate many aspects of living in Beaumont.

Mobility-related services and traffic flow are areas of high importance to residents and of opportunity.

Residents are healthy and prioritize opportunities for Health and Wellness.

Beaumont's Economy remains a high priority for residents, especially in the current climate.





**Questions?**



**Thank you!**

