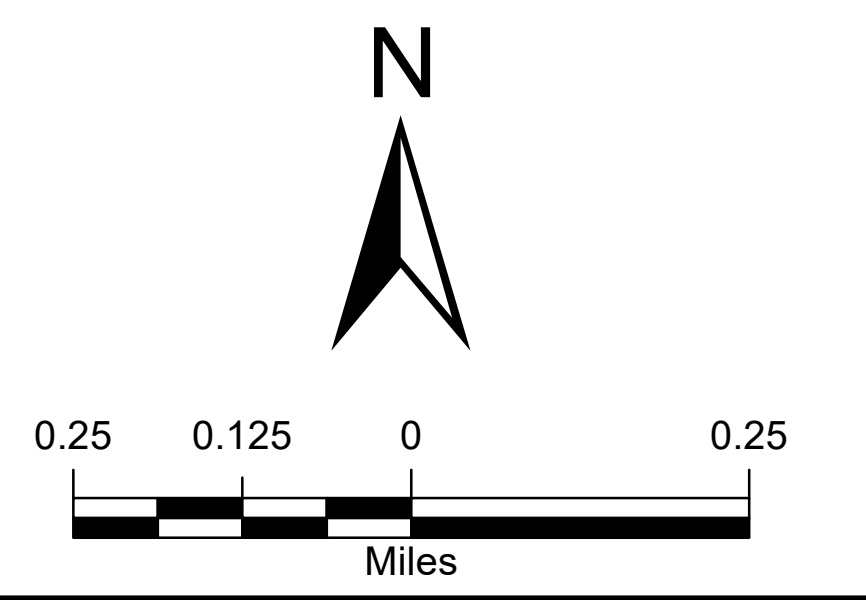


LEGEND

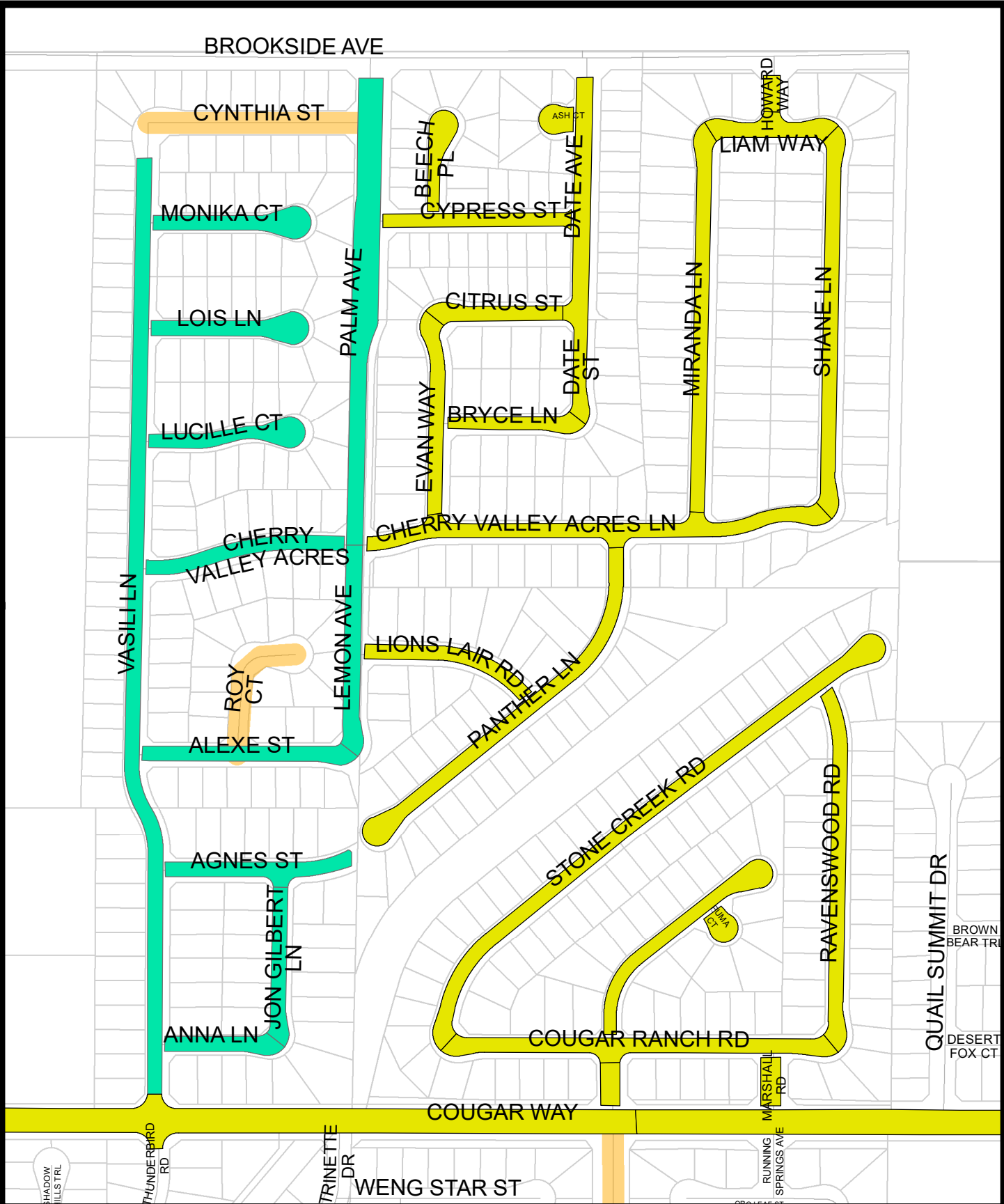
Slurry_Type

—	Type II (\$3.0/SY) (75)
—	Cape (\$10/SY) (57)
—	New 3" (\$30/SY) (1)
—	Recent Treatment (27)



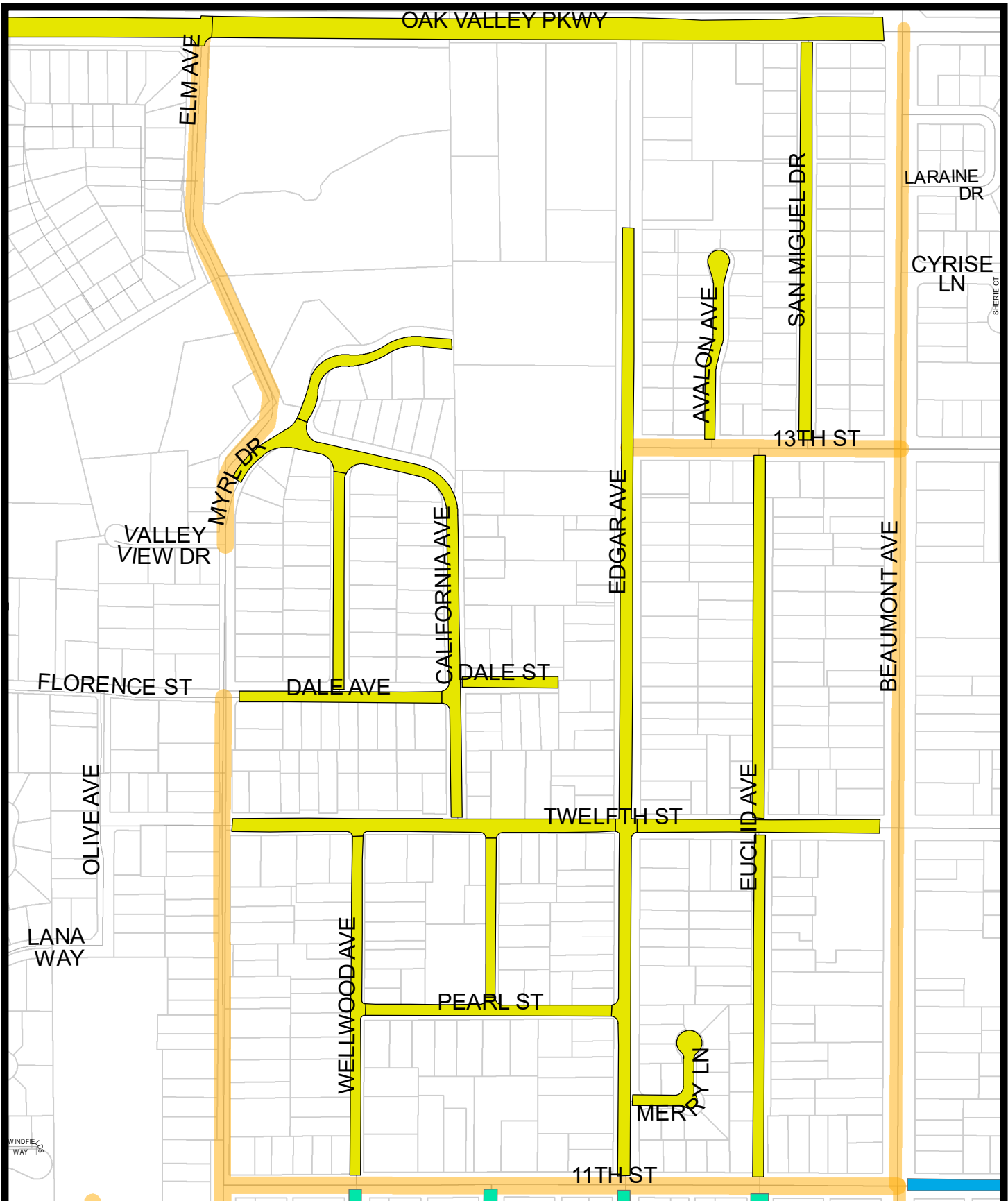
CITY OF BEAUMONT
CITYWIDE STREET PRESERVATION PROJECT
PUBLIC WORKS DEPARTMENT

Date Created: 8/27/20



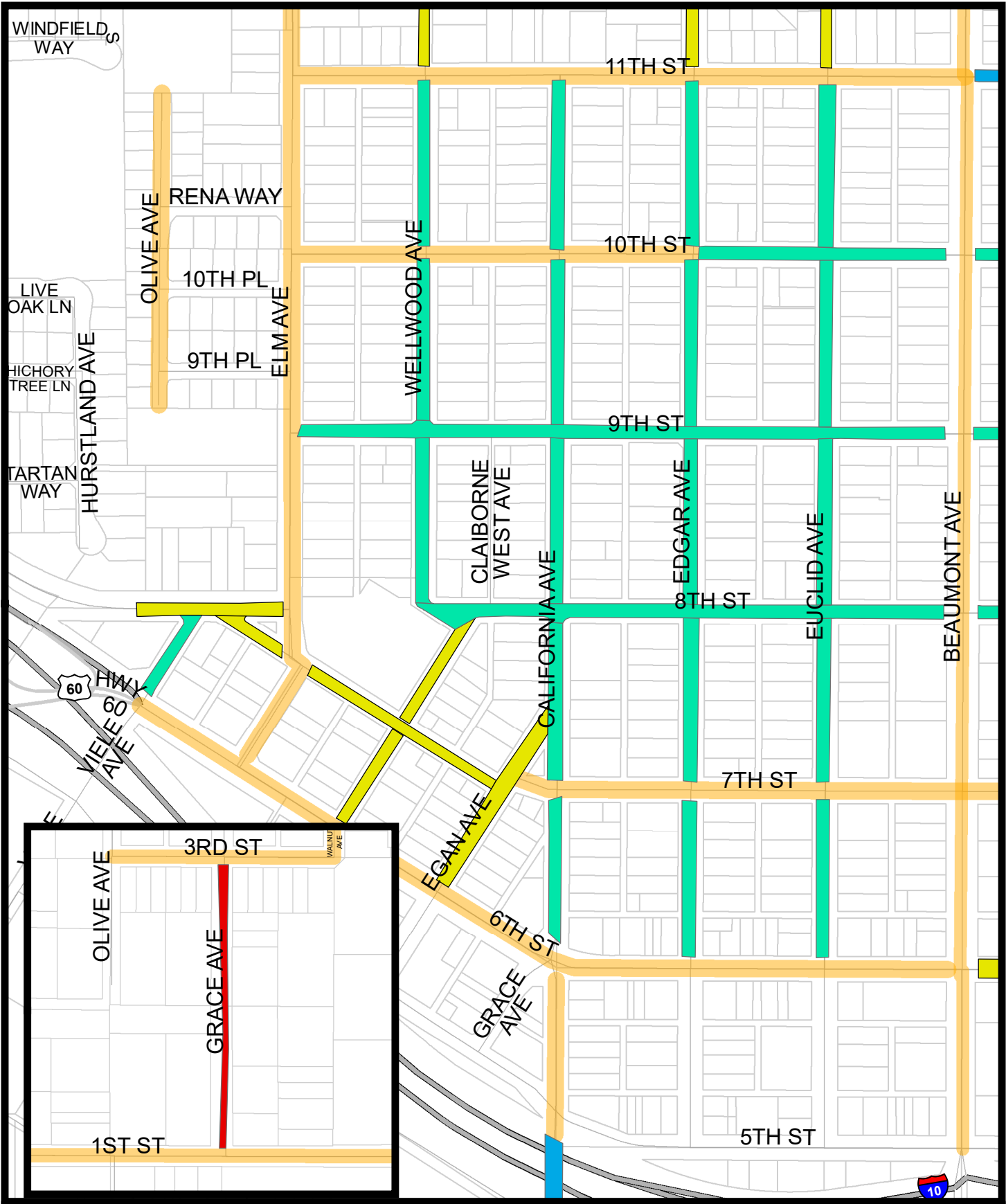
AREA A
CITY WIDE STREET PRESERVATION PROJECT





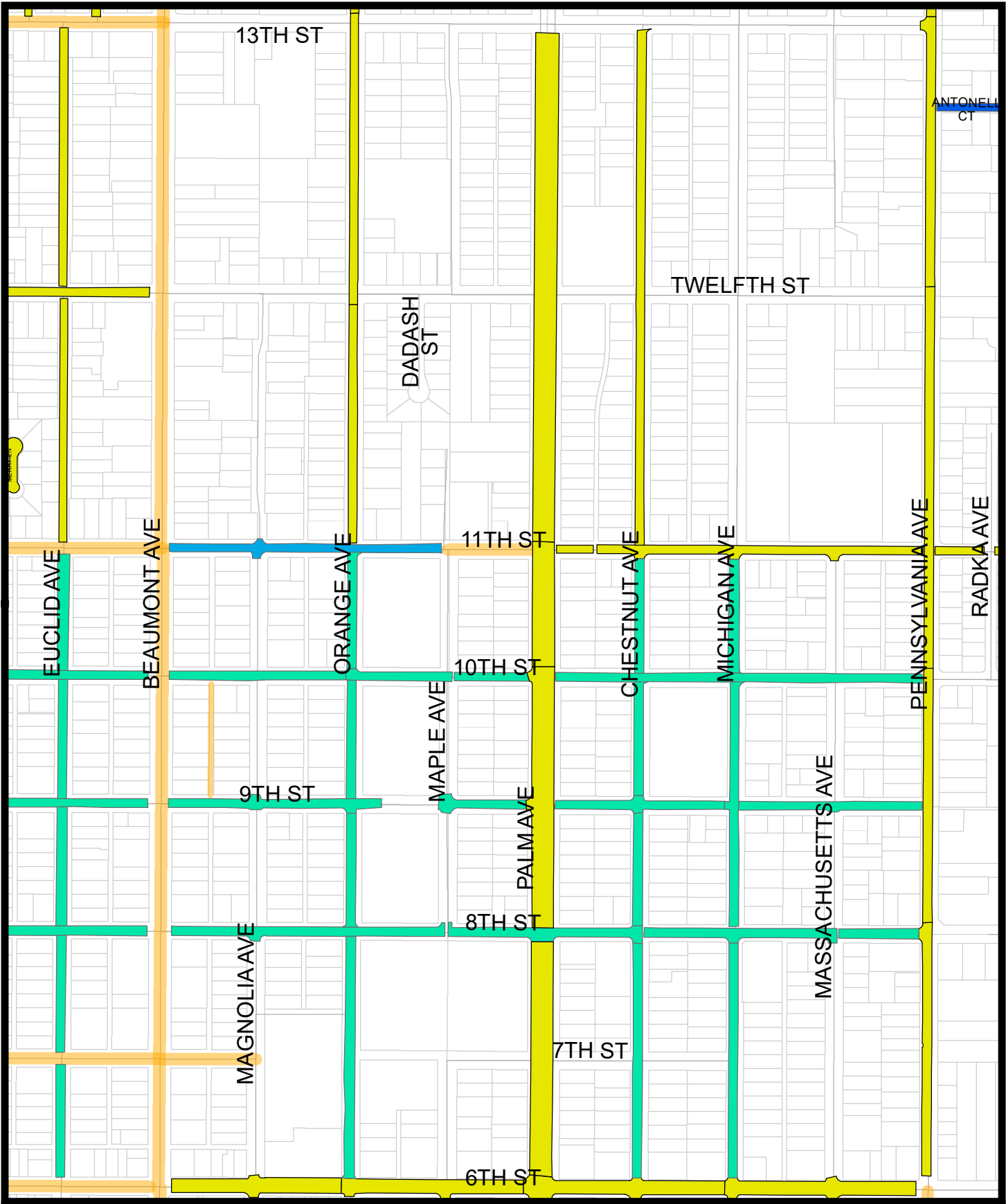
AREA B
CITY WIDE STREET PRESERVATION PROJECT





AREA C
CITY WIDE STREET PRESERVATION PROJECT





AREA D
CITY WIDE STREET PRESERVATION PROJECT



Street_Name	From_Street	To_Street	Slurry_Type	Cost	Location	Lanes (ea)	Area (SF)	Area (SY)	Length (ft)	Length Miles	Lane Miles
Vasili	Cougar	Cynthia	Cape	\$95,794.00	Area A	2	86,215	9,579	2,276	0	1
Anna	Vasili	Jon Gilbert	Cape	\$12,264.28	Area A	2	11,038	1,226	245	0	0
Jon Gilbert	Anna	Agnes	Cape	\$16,274.33	Area A	2	14,647	1,627	346	0	0
Agnes	Vasili	End	Cape	\$20,200.14	Area A	2	18,180	2,020	434	0	0
Alexe	Vasili	Lemon	Cape	\$21,627.38	Area A	2	19,465	2,163	480	0	0
Palm	Lemon	Brookside	Cape	\$67,419.18	Area A	2	60,677	6,742	1,124	0	0
Cherry Valley Acres	Vasili	Palm	Cape	\$19,891.53	Area A	2	17,902	1,989	452	0	0
Lemon	Alexe	Palm	Cape	\$23,471.96	Area A	2	21,125	2,347	474	0	0
Lucille	Vasili	End	Cape	\$17,653.94	Area A	2	15,889	1,765	350	0	0
Lois	Vasili	End	Cape	\$19,291.18	Area A	2	17,362	1,929	354	0	0
Monika	Vasili	End	Cape	\$19,157.38	Area A	2	17,242	1,916	354	0	0
Panther	Cherry Valley Acres	End	Type II	\$12,371.78	Area A	2	37,115	4,124	958	0	0
Lions Lair	Lemon	Panther	Type II	\$5,070.28	Area A	2	15,211	1,690	385	0	0
Cherry Valley Acres	Palm	Shane	Type II	\$14,634.55	Area A	2	43,904	4,878	1,149	0	0
Evan	Cherry Valley Acres	Citrus	Type II	\$6,147.53	Area A	2	18,443	2,049	457	0	0
Citrus	Evan	Date	Type II	\$4,150.11	Area A	2	12,450	1,383	288	0	0
Date	Bryce	Brookside	Type II	\$11,332.11	Area A	2	33,996	3,777	822	0	0
Bryce	Evan	Date	Type II	\$3,680.50	Area A	2	11,041	1,227	285	0	0
Cypress	Palm	Bryce	Type II	\$5,130.77	Area A	2	15,392	1,710	429	0	0
Beech	Cypress	End	Type II	\$3,466.64	Area A	2	10,400	1,156	209	0	0
Ash	Date	End	Type II	\$1,769.75	Area A	2	5,309	590	58	0	0
Miranda	Cherry Valley Acres	Liam	Type II	\$11,607.95	Area A	2	34,824	3,869	911	0	0
Shane	Cherry Valley Acres	Liam	Type II	\$11,735.11	Area A	2	35,205	3,912	913	0	0
Liam Way	Miranda	Shane	Type II	\$4,615.66	Area A	2	13,847	1,539	292	0	0
Howard	Liam	Brookside	Type II	\$1,220.38	Area A	2	3,661	407	51	0	0
Cougar Ranch	Stone Creek	Ravenswood	Type II	\$12,408.90	Area A	2	37,227	4,136	939	0	0
Stone Creek	Cougar Ranch	End	Type II	\$18,977.51	Area A	2	56,933	6,326	1,481	0	1
Ravenswood	Cougar Ranch	Stone Creek	Type II	\$10,902.79	Area A	2	32,708	3,634	843	0	0
Palm	Cougar	Cougar Ranch	Type II	\$1,676.28	Area A	2	5,029	559	73	0	0
Palm	Cougar Ranch	End	Type II	\$7,331.58	Area A	2	21,995	2,444	567	0	0
Marshall	Cougar	Cougar Ranch	Type II	\$1,953.24	Area A	2	5,860	651	88	0	0
Puma	Palm	End	Type II	\$1,614.06	Area A	2	4,842	538	51	0	0
Cougar	Beaumont	Palm	Type II	\$39,854.96	Area A	4	46,283	13,285	1,202	0	1
Cougar	Palm	Sunnyslope	Type II	\$24,736.39	Area A	4	74,209	8,245	1,212	0	1
Cougar	Sunnyslope	Cherry	Mill	\$132,879.79	Area A	4	39,864	4,429	731	0	1
San Miguel	Thirteenth	Oak Valley	Type II	\$15,427.66	Area B	2	45,883	5,143	1,185	0	0
Avalone	Thirteenth	End	Type II	\$7,035.49	Area B	2	21,106	2,345	553	0	0
Edgar	Eleventh	End	Type II	\$38,406.99	Area B	2	115,221	12,802	2,956	1	1
Twelfth	Beaumont	Edgar	Type II	\$10,067.67	Area B	2	30,203	3,356	721	0	0

Euclid	Eleventh	Twelfth	Type II	\$12,180.51	Area B	2	36,542	4,060	1,024	0	0
Euclid	Twelfth	Thirteenth	Type II	\$14,194.92	Area B	2	42,585	4,732	1,092	0	0
Merry	Edgar	End	Type II	\$5,377.52	Area B	2	16,133	1,793	359	0	0
Wellwood	Eleventh	Twelfth	Type II	\$11,844.95	Area B	2	35,535	3,948	1,023	0	0
Pearl	Wellwood	Edgar	Type II	\$9,189.94	Area B	2	27,570	3,063	740	0	0
Twelfth	Edgar	Elm	Type II	\$16,868.45	Area B	2	50,605	5,623	1,177	0	0
California	Pearl	Twelfth	Type II	\$5,244.48	Area B	2	15,733	1,748	449	0	0
Dale	California	End	Type II	\$3,327.54	Area B	2	9,983	1,109	253	0	0
California	Twelfth	Elm	Type II	\$22,653.79	Area B	2	67,961	7,551	1,786	0	1
Dale	California	Elm	Type II	\$7,195.09	Area B	2	21,585	2,398	588	0	0
Wellwood	Dale	California	Type II	\$7,612.88	Area B	2	22,839	2,538	636	0	0
Myrl	California	End	Type II	\$6,307.62	Area B	2	18,923	2,103	550	0	0
Wellwood	Tenth	Eleventh	Cape	\$21,920.31	Area C	2	14,233	2,192	332	0	0
Wellwood	Ninth	Tenth	Cape	\$23,067.22	Area C	2	20,761	2,307	469	0	0
Wellwood	Eighth	Ninth	Cape	\$24,176.12	Area C	2	21,759	2,418	494	0	0
California	Sixth	Seventh	Cape	\$19,275.15	Area C	2	17,348	1,928	406	0	0
California	Seventh	Eighth	Cape	\$24,736.94	Area C	2	22,263	2,474	460	0	0
California	Eighth	Ninth	Cape	\$24,105.28	Area C	2	21,695	2,411	481	0	0
California	Ninth	Tenth	Cape	\$23,819.08	Area C	2	21,437	2,382	479	0	0
California	Tenth	Eleventh	Cape	\$25,286.25	Area C	2	22,758	2,529	495	0	0
Viele	Sixth	Eighth	Cape	\$11,972.95	Area C	2	10,776	1,197	262	0	0
Eighth	3 Rings	Elm	Type II	\$6,303.36	Area C	2	18,910	2,101	424	0	0
Wellwood	Sixth	Seventh	Type II	\$4,168.05	Area C	2	12,504	1,389	288	0	0
Seventh	Eighth	Elm	Type II	\$2,526.26	Area C	2	7,579	842	190	0	0
Seventh	Elm	California	Type II	\$7,646.47	Area C	2	22,939	2,549	633	0	0
Egan	Sixth	California	Type II	\$10,406.09	Area C	2	31,218	3,469	597	0	0
Wellwood	Seventh	Eighth	Type II	\$4,166.49	Area C	2	12,499	1,389	333	0	0
Eighth	Wellwood	Beaumont	Cape	\$80,820.31	Area C	2	72,738	8,082	1,626	0	1
Ninth	Elm	Beaumont	Cape	\$91,097.48	Area C	2	81,988	9,110	1,987	0	1
Tenth	Edgar	Beaumont	Cape	\$34,534.71	Area C	2	31,081	3,453	733	0	0
Edgar	Sixth	Seventh	Cape	\$24,092.51	Area C	2	21,683	2,409	454	0	0
Euclid	Sixth	Seventh	Cape	\$22,429.06	Area C	2	20,186	2,243	456	0	0
Edgar	Seventh	Eighth	Cape	\$26,615.09	Area C	2	23,954	2,662	480	0	0
Euclid	Seventh	Eighth	Cape	\$23,850.26	Area C	2	21,465	2,385	475	0	0
Edgar	Eighth	Ninth	Cape	\$25,191.79	Area C	2	22,673	2,519	482	0	0
Euclid	Eighth	Ninth	Cape	\$26,594.53	Area C	2	23,935	2,659	487	0	0
Edgar	Ninth	Tenth	Cape	\$23,618.75	Area C	2	21,257	2,362	483	0	0
Euclid	Ninth	Tenth	Cape	\$23,372.29	Area C	2	21,035	2,337	482	0	0
Edgar	Tenth	Eleventh	Cape	\$23,586.33	Area C	2	21,228	2,359	478	0	0
Euclid	Tenth	Eleventh	Cape	\$28,972.05	Area C	2	26,075	2,897	480	0	0

Grace	First	Third	New	\$93,375.24	Area C	2	221,266	3,113	2,252	0	1
Pennsylvania	Sixth	Eighth	Type II	\$15,581.12	Area D	2	45,819	5,194	1,076	0	0
Pennsylvania	Eighth	Tenth	Type II	\$15,272.84	Area D	2	68,457	5,091	1,637	0	1
Eleventh	Beaumont	Maple	Mill	\$150,898.05	Area D	2	62,574	5,030	1,629	0	1
Eleventh	Palm	Pensylvania	Type II	\$20,857.84	Area D	2	15,546	6,953	420	0	0
Sixth	Palm	Michigan	Type II	\$20,149.35	Area D	4	49,298	6,716	752	0	1
Sixth	Beaumont	Orange	Type II	\$16,432.69	Area D	3	51,111	5,478	807	0	0
Sixth	Orange	Palm	Type II	\$17,037.09	Area D	4	55,278	5,679	870	0	1
Sixth	Michigan	Pennsylvania	Type II	\$18,425.92	Area D	4	50,504	6,142	1,192	0	1
Eighth	Beaumont	Maple	Cape	\$56,115.67	Area D	2	39,349	5,612	874	0	0
Eighth	Maple	Chestnut	Cape	\$43,720.74	Area D	2	37,222	4,372	839	0	0
Eighth	Chestnut	Massachusetts	Cape	\$41,357.94	Area D	2	15,129	4,136	315	0	0
Eighth	Massachusetts	Pennsylvania	Cape	\$16,809.86	Area D	2	39,317	1,681	925	0	0
Ninth	Beaumont	Ornage	Cape	\$43,685.71	Area D	2	17,256	4,369	376	0	0
Ninth	Maple	Palm	Cape	\$19,173.61	Area D	2	29,702	1,917	726	0	0
Ninth	Palm	Michigan	Cape	\$33,002.42	Area D	2	30,100	3,300	765	0	0
Ninth	Michigan	Pennsylvania	Cape	\$33,444.55	Area D	2	30,348	3,344	734	0	0
Tenth	Beaumont	Orange	Cape	\$33,719.92	Area D	2	18,832	3,372	434	0	0
Tenth	Orange	Maple	Cape	\$20,924.54	Area D	2	12,096	2,092	283	0	0
Tenth	Maple	Palm	Cape	\$13,439.92	Area D	2	29,666	1,344	715	0	0
Tenth	Palm	Michigan	Cape	\$32,962.26	Area D	2	33,790	3,296	817	0	0
Tenth	Michigan	Pennsylvania	Cape	\$37,544.95	Area D	2	99,611	3,754	1,045	0	0
Palm	Sixth	Eighth	Type II	\$33,203.62	Area D	2	113,279	11,068	1,187	0	0
Palm	Eighth	Tenth	Type II	\$37,759.59	Area D	2	53,255	12,587	566	0	0
Palm	Tenth	Eleventh	Type II	\$17,751.59	Area D	2	23,657	5,917	471	0	0
Michigan	Eleventh	tenth	Cape	\$26,285.32	Area D	2	43,854	2,629	1,074	0	0
Michigan	Tenth	Eighth	Cape	\$48,726.94	Area D	2	41,895	4,873	991	0	0
Michigan	Eighth	Sixth	Cape	\$46,550.25	Area D	2	21,505	4,655	490	0	0
Orange	Eleventh	Tenth	Cape	\$23,894.91	Area D	2	21,186	2,389	482	0	0
Orange	Tenth	Ninth	Cape	\$23,539.98	Area D	2	21,188	2,354	480	0	0
Orange	Ninth	Eighth	Cape	\$23,542.10	Area D	2	47,631	2,354	1,039	0	0
Orange	Eighth	Sixth	Cape	\$52,923.84	Area D	2	19,728	5,292	478	0	0
Chestnut	Sixth	Eighth	Cape	\$48,038.79	Area D	2	21,269	4,804	458	0	0
Chestnut	Eighth	Ninth	Cape	\$23,632.13	Area D	2	21,193	2,363	478	0	0
Chestnut	Ninth	Tenth	Cape	\$23,547.44	Area D	2	20,435	2,355	463	0	0
Chestnut	Tenth	Eleventh	Cape	\$22,705.62	Area D	2	88,658	2,271	2,241	0	1
Pennsylvania	Tenth	Twelfth	Type II	\$22,818.96	Area D	2	50,581	7,606	1,164	0	0
Pennsylvania	Thirteenth	Oak Valley	Type II	\$16,860.17	Area D	2	49,725	5,620	1,179	0	0
Pennsylvania	Twelfth	Thirteenth	Type II	\$16,574.86	Area D	2	58,517	5,525	1,257	0	0
Palm	Eleventh	Thirteenth	Type II	\$73,755.26	Area D	2	43,235	24,585	992	0	0

Orange	Thirteenth	Twelfth	Type II	\$15,915.34	Area D	2	39,527	5,305	1,004	0	0
Orange	Twelfth	Eleventh	Type II	\$13,175.67	Area D	2	45,269	4,392	1,186	0	0
First	Beaumont	DWY n/o Magnolia	Mill	\$93,718.88	1st	2	142,790	3,124	2,812	1	1
First	DWY n/o Magnolia	Pennsylvania	Type II	\$47,596.62	1st	2	60,490	15,866	973	0	0
First	Pennsylvania	Seneca Springs	Mill	\$543,900.62	1st	2	101,522	18,130	1,372	0	1
First	Seneca Springs	Commerce	Type II	\$33,840.53	1st	2	149,437	11,280	2,029	0	1
First	Commerce	Highland Springs	Type II	\$49,812.26	1st	2	42,554	16,604	853	0	0
Commerce	First	First	Recon	\$202,348.70	1st	2	119,565	2,891	1,950	0	1
Antonell	Pennsylvania	Cherry	Recon	\$125,357.38	Antonell	2	26,016	1,791	362	0	0
California	Third	Fifth	Mill	\$198,352.59	California	2	41,038	6,612	977	0	0
California	First	Third	Type II	\$13,679.30	California	2	60,448	4,560	921	0	0
Chestnut	Eleventh	Thirteenth	Type II	\$29,552.53	Chestnut	2	28,013	9,851	1,019	0	0
Eleventh	Pennsylvania	Cherry	Type II	\$5,181.96	Eleventh	2	59,506	1,727	1,263	0	0
Highland Springs	First	Second	Type II	\$14,184.75	Highland	2	94,989	4,728	2,015	0	1
Highland Springs	Second	Sixth	Type II	\$31,662.88	Highland	2	46,743	10,554	1,083	0	0
Highland Springs	First	Potrero	Type II	\$19,505.79	Highland	2	89,280	6,502	2,403	0	1
Highland Springs	Potrero	Crooked Creek	Type II	\$29,759.86	Highland	2	16,117	9,920	421	0	0
Oak Valley	West I-10 Ramps	East I-10 Ramps	Mill	\$47,444.05	Oak Valley	2	22,585	1,581	531	0	0
Oak Valley	West I-10 Ramps	400ft w/o Desert Lawn	Mill	\$75,283.67	Oak Valley	2	61,619	2,509	774	0	0
Oak Valley	Desert Lawn	400ft w/o Desert Lawn	Type II	\$20,539.62	Oak Valley	2	28,116	6,847	419	0	0
Oak Valley	Oak View	Noble Creek Channel	Type II	\$20,163.48	Oak Valley	2	137,554	6,721	2,141	0	1
Oak Valley	Noble Creek Channel	Elm	Type II	\$45,851.42	Oak Valley	2	140,165	15,284	2,098	0	1
Oak Valley	Elm	Beaumont	Type II	\$46,721.83	Oak Valley	2	163,170	15,574	2,337	0	1
Orange	Oak Valley	Thirteenth	Type II	\$15,294.39	Orange	2	47,746	5,098	1,235	0	0

Summary Table				
Location	Square Feet	Linear Feet	Miles	Lane miles
Area A	915,489	21,283	4	9
Area B	578,407	15,092	3	6
Area C	909,242	17,697	3	7
Area D	1,676,592	34,908	7	14
Total	4,079,730	88,979	17	36