



# City of Beaumont

550 E. 6<sup>th</sup> Street  
Beaumont, CA 92223  
(951) 769-8520  
www.ci.beaumont.ca.us

Case No.	PW2021-0752
Receipt No.	RO1185153
Fee \$	3,484.43
Date Paid	9/17/21

## BOND EXONERATION APPLICATION

Bond Type:  Performance  Maintenance  Final Monument Inspection  Other: \_\_\_\_\_

1. Contact's Name Darren Bolton Phone 951-704-5503

2. Contact's Address 4695 MacArthur Ct 8th Floor Newport Beach, Ca 92660  
City/State/Zip

5. Contact's E-mail dbolton@taylormorrison.com

3. Developer Name Taylor Morrison Phone \_\_\_\_\_  
(If corporation or partnership application must include names of principal officers or partners)

4. Developer Address 4695 MacArthur Ct 8th Floor Newport Beach, Ca 92660  
City/St/Zip

5. Description of Bonds (including Bond Number, Tract Map/Application number, Lot number, and description of improvements covered):  
1001053556 PA3 Tr 27971-3 Sewer installation

6. **CERTIFICATION OF ACCURACY AND COMPLETENESS:** I hereby certify that to the best of my knowledge the information in this application and all attached answers and exhibits are true, complete, and correct.

Daren Bolton  9-8-21  
Print Name and Sign – Contact/Applicant Date

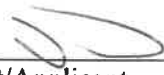
7. Contractor shall indemnify, defend, and hold harmless the City and its officers, officials, employees and volunteers from and against any and all liability, loss, damage, expense, costs (including without limitation costs and fees of litigation) of every nature arising out of or in connection with contractor's performance of work hereunder or its failure to comply with any of its obligations for which this Bond exoneration is requested, except for such loss or damage which was caused by the active negligence of the City.

Darren Bolton  9-8-21  
Print Name and Sign – Contact/Applicant Date

8. Developer/Contractor has completed all the following items prior to requesting release or has included them in the application.
- Remove and replace concrete and AC as needed where lifting.
  - Provide AC crack fill as needed. Crack fill/seal shall be hot asphaltic emulsion.
  - Provide Type II slurry coat for all road surfaces.
  - Restore/Verify pavement striping/markings.
  - Restore/Verify blue dots and signage as needed.
  - Clean and camera sewer. Provide report and video copy of camera survey.
  - Provide all final geotechnical reports.
  - Provide Engineers' certification for line and grade within Right-of-Way.
  - Provide Landscape Architects Certification as required.

Darren Bolton

Print Name and Sign – Contact/Applicant



9-8-21

Date

MAINTENANCE BOND

WHEREAS, the City of Beaumont ("City"), a municipal corporation, and RSI Communities Heartland LLC (hereinafter "Principal"), have entered into an agreement by which Principal agrees to install and complete certain designated public improvements and to guarantee and warrant the work for the period of one year following its completion and acceptance, which said agreement, dated August 2017 \_\_\_\_\_, and identified as Olivewood, Tract 27971-3, \_\_\_\_\_ is hereby referred to and made a part hereof; and:  
Sewer Installation Improvements

WHEREAS, Principal is required under the terms of the agreement to furnish a bond to guarantee and warrant the work for a period of one year following its completion and acceptance against any defective work or labor done, or defective materials furnished, to comply with the terms of the agreement.

American Contractors

NOW, THEREFORE, we, the Principal and Indemnity Company \_\_\_\_\_ ("Surety") admitted and duly authorized to transact business under the laws of the State of California as surety, are held and firmly bound unto the City of Beaumont as obligee, in the penal sum of Eighty-Nine Thousand Six \* \_\_\_\_\_ dollars (\$ 89,638.76 ) lawful money of the United States, for the payment of which sum well and truly to be made, we bind ourselves, our heirs, successors, executors, and administrators, jointly and severally, firmly by these presents.

\*Hundred Thirty-Eight & 76/100ths

The condition of this obligation is such that if the above bounded Principal, his or its heirs, executors, administrators, successors or assigns, shall in all things stand to and abide by, provisions in the agreement and any alteration thereof made as therein provided, on his or its part to be kept and performed at the time and in the manner therein specified, and in all respects according to their true intent and meaning, and shall indemnify and save harmless the City of Beaumont, its officers, agents and employees, as therein stipulated, then this obligation shall become null and void; otherwise it shall be and remain in full force and effect.

As a condition precedent to the satisfactory completion of the agreement, the obligation of the Principal and surety under this bond shall remain in effect for a period of one (1) year after the completion and acceptance of the work. During that time, if the Principal or his or its heirs, executors, administrators, successors or assigns, fails to make full, complete and satisfactory repair and replacement or totally protect the City from any loss or damage made evident during that year which results from or is caused by either defective materials or faulty workmanship in the prosecution of the work, then the obligation shall remain in full force and effect. However, anything in this paragraph to the contrary notwithstanding, the obligation of the Surety shall continue so long as any obligation of the Principal remains.

As a part of the obligation secured hereby and in addition to the face amount specified therefor, there shall be included costs and reasonable expenses and fees, including reasonable attorney's fees, incurred by the City of Beaumont in successfully enforcing such obligation, all to be taxed as costs and included in any judgment rendered.

The Surety hereby stipulates and agrees that no change, extension of time, alteration or addition to the terms of the agreement or to the work to be performed thereunder or the specifications accompanying the same shall in anywise affect its obligations under this bond, and it does hereby waive notice of any such change, extension of time, alteration or addition to the terms of the agreement or to the work or to the specifications. The Surety waives all rights of subrogation against the City or any person employed by the City.

*[signatures on following page]*

SIGNED AND SEALED THIS 11th DAY OF January 2022.

(Seal)

(Seal)

American Contractors Indemnity Company  
**SURETY**

RSI Communities Heartland LLC  
**PRINCIPAL**

By: 

By: 

Shane Wolf, Attorney-in-Fact

Kimberly Kraft  
*authorized signatory*

(Name)

(Name)

(Address)

(Title)

801 S. Figueroa St., Suite 700

4695 MacArthur Court, 8th Floor

Los Angeles, CA 90017

Newport Beach, CA 92660

By:

\_\_\_\_\_  
\_\_\_\_\_  
\_\_\_\_\_

\_\_\_\_\_  
\_\_\_\_\_  
\_\_\_\_\_  
\_\_\_\_\_  
\_\_\_\_\_

ALL SIGNATURES MUST BE ACKNOWLEDGED BY A NOTARY PUBLIC

**CALIFORNIA ACKNOWLEDGMENT**

**CIVIL CODE § 1189**

A notary public or other officer completing this certificate verifies only the identity of the individual who signed the document to which this certificate is attached, and not the truthfulness, accuracy, or validity of that document.

State of California

County of Orange

On 1/17/2022 before me, Pamela Danile, Notary Public  
Date Here Insert Name and Title of the Officer

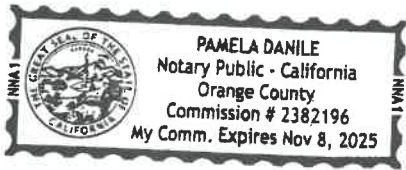
personally appeared \_\_\_\_\_  
Name(s) of Signer(s)

Kimberly Keefe

who proved to me on the basis of satisfactory evidence to be the person(s) whose name(s) is/are subscribed to the within instrument and acknowledged to me that he/she/they executed the same in his/her/their authorized capacity(ies), and that by his/her/their signature(s) on the instrument the person(s), or the entity upon behalf of which the person(s) acted, executed the instrument.

I certify under PENALTY OF PERJURY under the laws of the State of California that the foregoing paragraph is true and correct.

WITNESS my hand and official seal.



Place Notary Seal and/or Stamp Above

Signature [Handwritten Signature]  
Signature of Notary Public

**OPTIONAL**

Completing this information can deter alteration of the document or fraudulent reattachment of this form to an unintended document.

**Description of Attached Document**

Title or Type of Document: \_\_\_\_\_

Document Date: \_\_\_\_\_ Number of Pages: \_\_\_\_\_

Signer(s) Other Than Named Above: \_\_\_\_\_

**Capacity(ies) Claimed by Signer(s)**

Signer's Name: \_\_\_\_\_

- Corporate Officer – Title(s): \_\_\_\_\_
- Partner –  Limited  General
- Individual  Attorney in Fact
- Trustee  Guardian or Conservator
- Other: \_\_\_\_\_

Signer is Representing: \_\_\_\_\_

Signer's Name: \_\_\_\_\_

- Corporate Officer – Title(s): \_\_\_\_\_
- Partner –  Limited  General
- Individual  Attorney in Fact
- Trustee  Guardian or Conservator
- Other: \_\_\_\_\_

Signer is Representing: \_\_\_\_\_

# ALL - PURPOSE CERTIFICATE OF ACKNOWLEDGMENT

A notary public or other officer completing this certificate verifies only the identity of the individual who signed the document to which this certificate is attached, and not the truthfulness, accuracy, or validity of that document.

State of California }

County of Orange }

On January 11, 2022 before me, Susan E. Morales, Notary Public,  
(Here insert name and title of the officer)

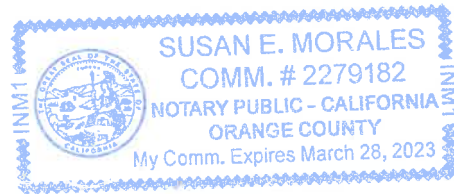
personally appeared Shane Wolf,  
who proved to me on the basis of satisfactory evidence to be the person(s) whose name(s) is/are subscribed to the within instrument and acknowledged to me that he/she/they executed the same in his/her/their authorized capacity(ies), and that by his/her/their signature(s) on the instrument the person(s), or the entity upon behalf of which the person(s) acted, executed the instrument.

I certify under PENALTY OF PERJURY under the laws of the State of California that the foregoing paragraph is true and correct.

WITNESS my hand and official seal.

Susan E. Morales  
Notary Public Signature

(Notary Public Seal)



### ADDITIONAL OPTIONAL INFORMATION

DESCRIPTION OF THE ATTACHED DOCUMENT

Bond #1001053556  
(Title or description of attached document)

American Contractors Indemnity Company  
(Title or description of attached document continued)

Number of Pages 2 Document Date 1/11/22

CAPACITY CLAIMED BY THE SIGNER

Individual (s)

Corporate Officer

\_\_\_\_\_ (Title)

Partner(s)

Attorney-in-Fact

Trustee(s)

Other \_\_\_\_\_

### INSTRUCTIONS FOR COMPLETING THIS FORM

*This form complies with current California statutes regarding notary wording and, if needed, should be completed and attached to the document. Acknowledgments from other states may be completed for documents being sent to that state so long as the wording does not require the California notary to violate California notary law.*

- State and County information must be the State and County where the document signer(s) personally appeared before the notary public for acknowledgment.
- Date of notarization must be the date that the signer(s) personally appeared which must also be the same date the acknowledgment is completed.
- The notary public must print his or her name as it appears within his or her commission followed by a comma and then your title (notary public).
- Print the name(s) of document signer(s) who personally appear at the time of notarization.
- Indicate the correct singular or plural forms by crossing off incorrect forms (i.e. he/she/they- is /are ) or circling the correct forms. Failure to correctly indicate this information may lead to rejection of document recording.
- The notary seal impression must be clear and photographically reproducible. Impression must not cover text or lines. If seal impression smudges, re-seal if a sufficient area permits, otherwise complete a different acknowledgment form.
- Signature of the notary public must match the signature on file with the office of the county clerk.
  - ❖ Additional information is not required but could help to ensure this acknowledgment is not misused or attached to a different document.
  - ❖ Indicate title or type of attached document, number of pages and date.
  - ❖ Indicate the capacity claimed by the signer. If the claimed capacity is a corporate officer, indicate the title (i.e. CEO, CFO, Secretary).
- Securely attach this document to the signed document with a staple.



TOKIOMARINE  
HCC

**POWER OF ATTORNEY**  
**AMERICAN CONTRACTORS INDEMNITY COMPANY TEXAS BONDING COMPANY**  
**UNITED STATES SURETY COMPANY U.S. SPECIALTY INSURANCE COMPANY**

KNOW ALL MEN BY THESE PRESENTS: That American Contractors Indemnity Company, a California corporation, Texas Bonding Company, an assumed name of American Contractors Indemnity Company, United States Surety Company, a Maryland corporation and U.S. Specialty Insurance Company, a Texas corporation (collectively, the "Companies"), do by these presents make, constitute and appoint:

Todd M. Rohm, Shane Wolf, Cathy S. Kennedy or Beata A. Sensi of Orange, California

its true and lawful Attorney(s)-in-fact, each in their separate capacity if more than one is named above, with full power and authority hereby conferred in its name, place and stead, to execute, acknowledge and deliver any and all bonds, recognizances, undertakings or other instruments or contracts of suretyship to include riders, amendments, and consents of surety, providing the bond penalty does not exceed \*\*\*\*\*Fifty Million\*\*\*\*\* Dollars

( \*\*\*50,000,000.00\*\*\* ). This Power of Attorney shall expire without further action on April 23<sup>rd</sup>, 2022. This Power of Attorney is granted under and by authority of the following resolutions adopted by the Boards of Directors of the Companies:

Be it Resolved, that the President, any Vice-President, any Assistant Vice-President, any Secretary or any Assistant Secretary shall be and is hereby vested with full power and authority to appoint any one or more suitable persons as Attorney(s)-in-Fact to represent and act for and on behalf of the Company subject to the following provisions:

Attorney-in-Fact may be given full power and authority for and in the name of and on behalf of the Company, to execute, acknowledge and deliver, any and all bonds, recognizances, contracts, agreements or indemnity and other conditional or obligatory undertakings, including any and all consents for the release of retained percentages and/or final estimates on engineering and construction contracts, and any and all notices and documents canceling or terminating the Company's liability thereunder, and any such instruments so executed by any such Attorney-in-Fact shall be binding upon the Company as if signed by the President and sealed and effected by the Corporate Secretary.


Be it Resolved, that the signature of any authorized officer and seal of the Company heretofore or hereafter affixed to any power of attorney or any certificate relating thereto by facsimile, and any power of attorney or certificate bearing facsimile signature or facsimile seal shall be valid and binding upon the Company with respect to any bond or undertaking to which it is attached.

IN WITNESS WHEREOF, The Companies have caused this instrument to be signed and their corporate seals to be hereto affixed, this 1<sup>st</sup> day of June, 2018.

**AMERICAN CONTRACTORS INDEMNITY COMPANY TEXAS BONDING COMPANY**  
**UNITED STATES SURETY COMPANY U.S. SPECIALTY INSURANCE COMPANY**

State of California  
County of Los Angeles




By:   
Daniel P. Aguilar, Vice President


A Notary Public or other officer completing this certificate verifies only the identity of the individual who signed the document to which this certificate is attached, and not the truthfulness, accuracy, or validity of that document.

On this 1<sup>st</sup> day of June, 2018, before me, Sonia O. Carrejo, a notary public, personally appeared Daniel P. Aguilar, Vice President of American Contractors Indemnity Company, Texas Bonding Company, United States Surety Company and U.S. Specialty Insurance Company who proved to me on the basis of satisfactory evidence to be the person whose name is subscribed to the within instrument and acknowledged to me that he executed the same in his authorized capacity, and that by his signature on the instrument the person, or the entity upon behalf of which the person acted, executed the instrument.

I certify under PENALTY OF PERJURY under the laws of the State of California that the foregoing paragraph is true and correct.

WITNESS my hand and official seal:

Signature  (seal)



I, Kio Lo, Assistant Secretary of American Contractors Indemnity Company, Texas Bonding Company, United States Surety Company and U.S. Specialty Insurance Company, do hereby certify that the above and foregoing is a true and correct copy of a Power of Attorney, executed by said Companies, which is still in full force and effect; furthermore, the resolutions of the Boards of Directors, set out in the Power of Attorney are in full force and effect.

In Witness Whereof, I have hereunto set my hand and affixed the seals of said Companies at Los Angeles, California this 11<sup>th</sup> day of January, 2022.

Corporate Seals  
Bond No. 1001053556  
Agency No. 14969

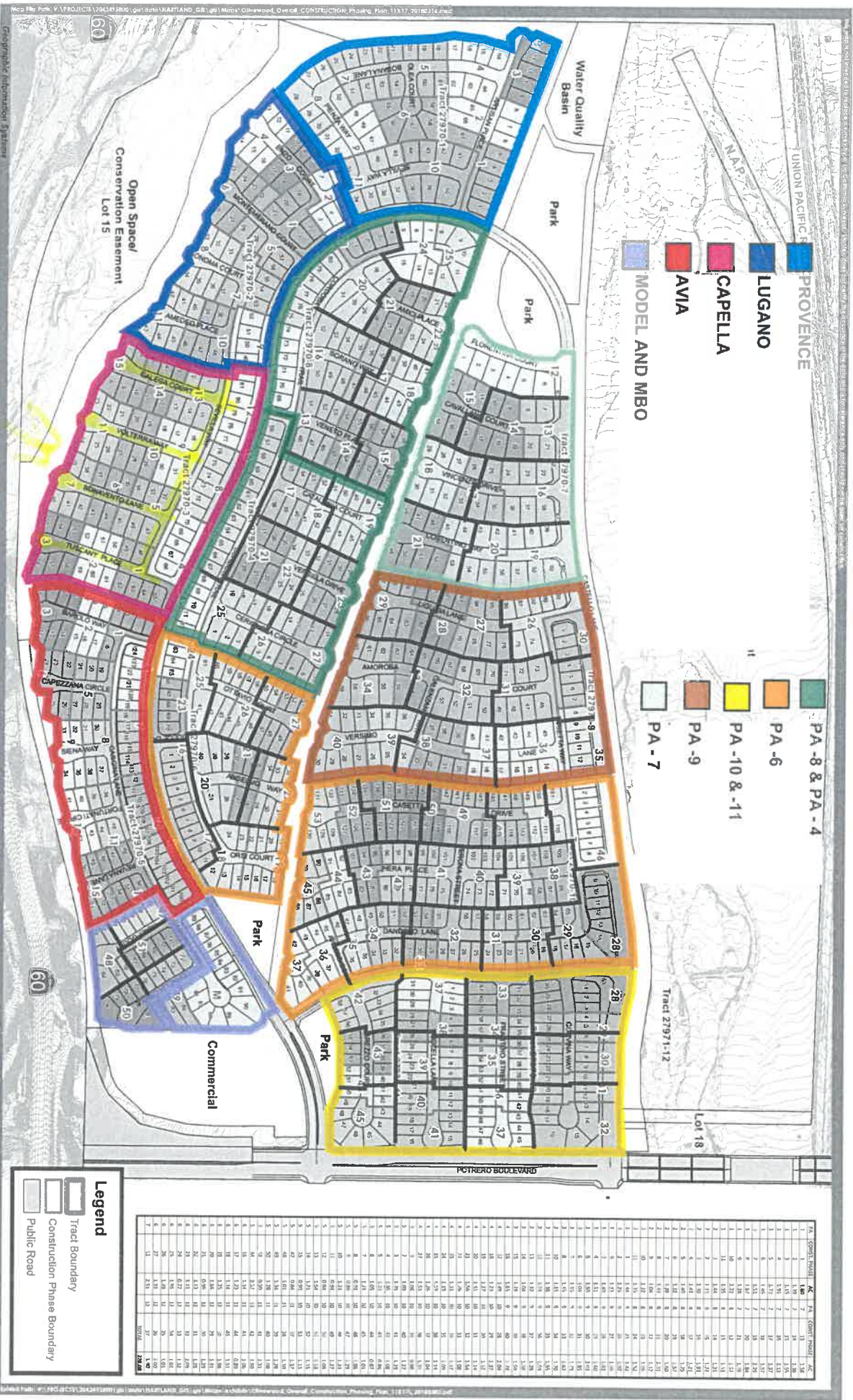


  
Kio Lo, Assistant Secretary

HCCSMANPOA05/2019

visit [tmhcc.com/surety](http://tmhcc.com/surety) for more information

# OLIVEWOOD PHASING



NOVEMBER 13, 2019



Basic Gov (Sales Force) # 17-4104  
File # 3108  
Bond: #1001053556  
Premium: \$5,976.00/2 yrs.

EXHIBIT "A"

PERFORMANCE BOND

WHEREAS, the City Council of the City of Beaumont, State of California, and **RSI Communities Heartland LLC, a Delaware limited liability** (hereinafter designated as "Principal") have entered into Agreement To Provide Security For Improvements For Tract Map Or Parcel Map Or Plot Plan, dated August, 2017, whereby Principal agrees to install and complete certain designated public improvements itemized and described on Tract Map, Parcel Map or Plot Plan No. 27971-3, which is hereby incorporated herein and made a part hereof; and

WHEREAS, Principal is required under the terms of the said agreement to furnish a bond for the faithful performance of said agreement.

NOW, THEREFORE, we, the Principal and American Contractors Indemnity Company, as Surety, are held and firmly bound unto the City of Beaumont (hereinafter called "City"), in the penal sum of Three hundred ninety eight thousand three hundred ninety four dollars and fifty cents (\$398,394.50) lawful money of the United States, for the payment of which sum well and truly to be made, we bind ourselves, our heirs, successors, executors and administrators, jointly and severally, firmly by these presents.

The condition of this obligation is such that if the Principal, his or its heirs, executors, administrators, successors or assigns, shall in all things stand to and abide by, and well and truly keep and perform the covenants, conditions and provisions in the said agreement and any alteration thereof made as therein provided, on his or their part to be kept and performed at the time and in the manner therein specified, and in all respects according to their true intent and meaning, and shall indemnify and save harmless the City, its officers, agents and employees as therein stipulated, then this obligation shall become null and void; otherwise it shall be and remain in full force and effect.

As part of the obligation secured hereby and in addition to the face amount specified therefor, there shall be included costs and reasonable expenses and fees, including reasonable attorney's fees, incurred by the City in successfully enforcing such obligation, all to be taxed as costs and included in any judgment therein rendered.

The Surety hereby stipulates and agrees that no change, extension of time, alteration or addition to the terms of the agreement or to the work to be performed thereunder or the specifications accompanying the same shall in any way affect its obligations on this bond, and it does hereby waive notice of any such change, extension of time, alteration or addition to the terms of the agreement or to the work or to the specifications.

IN WITNESS WHEREOF, this instrument has been duly executed by the Principal and Surety above named, on August 1st, 20 17.

PRINCIPAL:

**RSI Communities - Heartland LLC**  
**a Delaware limited liability**

By 

Title VICE PRESIDENT BAYD DEVELOPMENT

SURETY:

American Contractors Indemnity Company

By 

Title Shane Wolf, Attorney-in-Fact

# ALL- PURPOSE CERTIFICATE OF ACKNOWLEDGMENT

A notary public or other officer completing this certificate verifies only the identity of the individual who signed the document to which this certificate is attached, and not the truthfulness, accuracy, or validity of that document.

State of California }

County of Orange }

On August 1, 2017 before me, Susan E. Morales, Notary Public,  
(Here insert name and title of the officer)


personally appeared Shane Wolf,  
who proved to me on the basis of satisfactory evidence to be the person(s) whose name(s) is/~~are~~ subscribed to the within instrument and acknowledged to me that he/~~she/they~~ executed the same in his/~~her/their~~ authorized capacity(ies), and that by his/~~her/their~~ signature(s) on the instrument the person(s), or the entity upon behalf of which the person(s) acted, executed the instrument.

I certify under PENALTY OF PERJURY under the laws of the State of California that the foregoing paragraph is true and correct.

WITNESS my hand and official seal.

Susan E. Morales  
Notary Public Signature

(Notary Public Seal)



### ADDITIONAL OPTIONAL INFORMATION

**DESCRIPTION OF THE ATTACHED DOCUMENT**

Bond #1001053556  
(Title or description of attached document)

American Contractors Indemnity Co.  
(Title or description of attached document continued)

Number of Pages 1 Document Date 8/1/17

### CAPACITY CLAIMED BY THE SIGNER

- Individual (s)
- Corporate Officer
- \_\_\_\_\_
- (Title)
- Partner(s)
- Attorney-in-Fact
- Trustee(s)
- Other \_\_\_\_\_

### INSTRUCTIONS FOR COMPLETING THIS FORM

*This form complies with current California statutes regarding notary wording and, if needed, should be completed and attached to the document. Acknowledgments from other states may be completed for documents being sent to that state so long as the wording does not require the California notary to violate California notary law.*

- State and County information must be the State and County where the document signer(s) personally appeared before the notary public for acknowledgment.
- Date of notarization must be the date that the signer(s) personally appeared which must also be the same date the acknowledgment is completed.
- The notary public must print his or her name as it appears within his or her commission followed by a comma and then your title (notary public).
- Print the name(s) of document signer(s) who personally appear at the time of notarization.
- Indicate the correct singular or plural forms by crossing off incorrect forms (i.e. ~~he/she/they~~, is /~~are~~) or circling the correct forms. Failure to correctly indicate this information may lead to rejection of document recording.
- The notary seal impression must be clear and photographically reproducible. Impression must not cover text or lines. If seal impression smudges, re-seal if a sufficient area permits, otherwise complete a different acknowledgment form.
- Signature of the notary public must match the signature on file with the office of the county clerk.
  - ❖ Additional information is not required but could help to ensure this acknowledgment is not misused or attached to a different document.
  - ❖ Indicate title or type of attached document, number of pages and date.
  - ❖ Indicate the capacity claimed by the signer. If the claimed capacity is a corporate officer, indicate the title (i.e. CEO, CFO, Secretary).
- Securely attach this document to the signed document with a staple.

Bond: #1001053556  
Premium included with  
the Performance Bond

EXHIBIT "B"

PAYMENT BOND

WHEREAS, the City Council of the City of Beaumont, State of California, and RSI Communities - Heartland LLC, a Delaware limited liability company (hereafter designated as "the Principal") have entered into Agreement To Provide Security For Improvements For Tract Map Or Parcel Map Or Plot Plan, dated August, 2017, whereby Principal agrees to install and complete certain designated public improvements itemized and described on Tract Map, Parcel Map or Plot Plan No. 27971-3, which is hereby incorporated herein and made a part hereof; and

WHEREAS, under the terms of the said agreement, the Principal is required before entering upon the performance of the work, to file a good and sufficient payment bond with the City of Beaumont to secure the claims to which reference is made in Section 8000, et seq., of the Civil Code of the State of California.

NOW, THEREFORE, the Principal and the undersigned as corporate surety, are held firmly bound unto the City of Beaumont and all contractors, subcontractors, laborers, materialmen, and other persons employed in the performance of the said agreement and referred to at Section 8000, et seq., of the Civil Code in the sum of Three hundred ninety eight thousand three hundred ninety four dollars and fifty cents (\$398,394.50), for materials furnished or labor thereon of any kind, or for amounts due under the Unemployment Insurance Act with respect to this work or labor, that the Surety will pay the same in an amount not exceeding the amount hereinabove set forth, and also in case suit is brought upon this bond, will pay, in addition to the face amount thereof, costs and reasonable expenses and fees, including reasonable attorney's fees, incurred by the City in successfully enforcing this obligation, to be awarded and fixed by the court, and to be taxed as costs and to be included in the judgment therein rendered.

It is hereby expressly stipulated and agreed that this bond shall inure to the benefit of any and all persons, companies, and corporations entitled to file claims under Section 8000, et seq., of the Civil Code, so as to give a right of action to them or their assigns in any suit brought upon this bond.

Should the condition of this bond be fully performed, then this obligation shall become null and void, otherwise it shall be and remain in full force and effect.

The Surety hereby stipulates and agrees that no change, extension of time, alteration, or addition to the terms of the agreement or the specifications accompanying the same shall in any manner affect its obligations on this bond, and it does hereby waive notice of any such change, extension, alteration, or addition.

IN WITNESS WHEREOF, this instrument has been duly executed by the Principal and Surety above named, on August 1st, 20 17.

PRINCIPAL:

RSI Communities - Heartland LLC  
a Delaware limited liability

By 

Title VICE PRESIDENT LAND DEVELOPMENT

SURETY:

American Contractors Indemnity Company

By 

Title Shane Wolf, Attorney-in-Fact

# ALL- PURPOSE CERTIFICATE OF ACKNOWLEDGMENT

A notary public or other officer completing this certificate verifies only the identity of the individual who signed the document to which this certificate is attached, and not the truthfulness, accuracy, or validity of that document.

State of California }

County of Orange }

On August 1, 2017 before me, Susan E. Morales, Notary Public,  
(Here insert name and title of the officer)

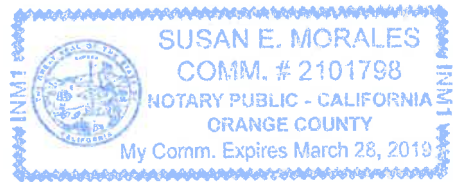
personally appeared Shane Wolf,  
 who proved to me on the basis of satisfactory evidence to be the person~~(s)~~ whose  
 name~~(s)~~ is/~~are~~ subscribed to the within instrument and acknowledged to me that  
 he/~~she/they~~ executed the same in his/~~her/their~~ authorized capacity~~(ies)~~, and that by  
 his/~~her/their~~ signature~~(s)~~ on the instrument the person~~(s)~~, or the entity upon behalf of  
 which the person~~(s)~~ acted, executed the instrument.

I certify under PENALTY OF PERJURY under the laws of the State of California that  
 the foregoing paragraph is true and correct.

WITNESS my hand and official seal.

Susan E. Morales  
 Notary Public Signature

(Notary Public Seal)



### ADDITIONAL OPTIONAL INFORMATION

**DESCRIPTION OF THE ATTACHED DOCUMENT**

Bond #1001053556  
(Title or description of attached document)

American Contractors Indemnity Co.  
(Title or description of attached document continued)

Number of Pages 1 Document Date 8/1/17

**CAPACITY CLAIMED BY THE SIGNER**

Individual (s)  
 Corporate Officer  
 \_\_\_\_\_  
(Title)

Partner(s)  
 Attorney-in-Fact  
 Trustee(s)  
 Other \_\_\_\_\_

### INSTRUCTIONS FOR COMPLETING THIS FORM

*This form complies with current California statutes regarding notary wording and, if needed, should be completed and attached to the document. Acknowledgments from other states may be completed for documents being sent to that state so long as the wording does not require the California notary to violate California notary law.*

- State and County information must be the State and County where the document signer(s) personally appeared before the notary public for acknowledgment.
- Date of notarization must be the date that the signer(s) personally appeared which must also be the same date the acknowledgment is completed.
- The notary public must print his or her name as it appears within his or her commission followed by a comma and then your title (notary public).
- Print the name(s) of document signer(s) who personally appear at the time of notarization.
- Indicate the correct singular or plural forms by crossing off incorrect forms (i.e. he/she/they- is /are ) or circling the correct forms. Failure to correctly indicate this information may lead to rejection of document recording.
- The notary seal impression must be clear and photographically reproducible. Impression must not cover text or lines. If seal impression smudges, re-seal if a sufficient area permits, otherwise complete a different acknowledgment form.
- Signature of the notary public must match the signature on file with the office of the county clerk.
  - ❖ Additional information is not required but could help to ensure this acknowledgment is not misused or attached to a different document.
  - ❖ Indicate title or type of attached document, number of pages and date.
  - ❖ Indicate the capacity claimed by the signer. If the claimed capacity is a corporate officer, indicate the title (i.e. CEO, CFO, Secretary).
- Securely attach this document to the signed document with a staple.

POWER OF ATTORNEY

AMERICAN CONTRACTORS INDEMNITY COMPANY U.S. SPECIALTY INSURANCE COMPANY

NOW ALL MEN BY THESE PRESENTS That American Contractors Indemnity Company, a California corporation, and U.S. Specialty Insurance Company, a Texas corporation (collectively, the "Companies"), do by these presents make, constitute and appoint:

Todd M. Rohm, Shane Wolf, Cathy S. Kennedy or Beata A. Sensi of Orange, California

its true and lawful Attorney(s)-in-fact, each in their separate capacity if more than one is named above, with full power and authority hereby conferred in its name, place and stead, to execute, acknowledge and deliver any and all bonds, recognizances, undertakings or other instruments or contracts of suretyship to include riders, amendments, and consents of surety, providing the bond penalty does not exceed \*\*\*\*\*Fifty Million\*\*\*\*\* Dollars (\$ \*50,000,000.00\* ).

This Power of Attorney shall expire without further action on November 3, 2019. This Power of Attorney is granted under and by authority of the following resolutions adopted by the Boards of Directors of the Companies:

Be it Resolved, that the President, any Vice-President, any Assistant Vice-President, any Secretary or any Assistant Secretary shall be and is hereby vested with full power and authority to appoint any one or more suitable persons as Attorney(s)-in-Fact to represent and act for and on behalf of the Company subject to the following provisions:

Attorney-in-Fact may be given full power and authority for and in the name of and on behalf of the Company, to execute, acknowledge and deliver, any and all bonds, recognizances, contracts, agreements or indemnity and other conditional or obligatory undertakings, including any and all consents for the release of retained percentages and/or final estimates on engineering and construction contracts, and any and all notices and documents canceling or terminating the Company's liability thereunder, and any such instruments so executed by any such Attorney-in-Fact shall be binding upon the Company as if signed by the President and sealed and effected by the Corporate Secretary.

Be it Resolved, that the signature of any authorized officer and seal of the Company heretofore or hereafter affixed to any power of attorney or any certificate relating thereto by facsimile, and any power of attorney or certificate bearing facsimile signature or facsimile seal shall be valid and binding upon the Company with respect to any bond or undertaking to which it is attached.

IN WITNESS WHEREOF, The Companies have caused this instrument to be signed and their corporate seals to be hereto affixed, this 1st day of November, 2016.

AMERICAN CONTRACTORS INDEMNITY COMPANY U.S. SPECIALTY INSURANCE COMPANY

Corporate Seals



By:

[Signature] Daniel P. Aguilar, Vice President

A notary public or other officer completing this certificate verifies only the identity of the individual who signed the document to which this certificate is attached, and not the truthfulness, accuracy, or validity of that document.

State of California County of Los Angeles SS:

On this 1st day of November, 2016, before me, Sabina Morgenstein, a notary public, personally appeared Dan P. Aguilar, Vice President of American Contractors Indemnity Company and U.S. Specialty Insurance Company who proved to me on the basis of satisfactory evidence to be the person whose name is subscribed to the within instrument and acknowledged to me that he executed the same in his authorized capacity, and that by his signature on the instrument the person, or the entity upon behalf of which the person acted, executed the instrument.

I certify under PENALTY OF PERJURY under the laws of the State of California that the foregoing paragraph is true and correct. WITNESS my hand and official seal.

Signature

[Signature]

(Seal)



I, Kio Lo, Assistant Secretary of American Contractors Indemnity Company and U.S. Specialty Insurance Company, do hereby certify that the above and foregoing is a true and correct copy of a Power of Attorney, executed by said Companies, which is still in full force and effect; furthermore, the resolutions of the Boards of Directors, set out in the Power of Attorney are in full force and effect.

In Witness Whereof, I have hereunto set my hand and affixed the seals of said Companies at Los Angeles, California this AUG - 1 2017 day of

Corporate Seals



[Signature]

Kio Lo, Assistant Secretary

Bond No. 1001053556 Agency No. 16590

Basic Gov (Sales Force) # 17-4104  
File # 3108

**AGREEMENT TO PROVIDE SECURITY FOR IMPROVEMENTS  
FOR TRACT MAP OR PARCEL MAP OR PLOT PLAN  
(Tract Map/Parcel Map/Plot Plan No. 27971-3)**

THIS SECURITY AGREEMENT is made by and between CITY OF BEAUMONT (“CITY”) and RSI Communities - Heartland LLC, a Delaware limited liability company (“DEVELOPER”).

**RECITALS**

A. DEVELOPER has applied to the CITY for permission to develop certain real property, pursuant to Tract Map/Parcel Map/Plot Plan # 27971-3 (“Map”). DEVELOPER has also asked the CITY to accept the dedication of the street or streets and other proposed public rights-of-way, parks and recreation facilities, and easements as depicted on the Map and to otherwise approve the Map so that it may be recorded as required by law; and

B. The CITY requires, as a condition precedent to the acceptance and approval of the Map and the dedication of the public rights-of-way and easements depicted thereon, that such rights-of-way be improved with (for example) grading, paving, curbs, gutters, sidewalks, street lights, stormdrains, sanitary sewers and appurtenances thereto, street name signs, survey monuments, electrical and telecommunications, water pipes, water mains, fire hydrants and appurtenances thereto, and landscaping, including any warranty work for all such improvements (collectively, “Improvements”); and

C. The Improvements have not yet been constructed and completed and it is the purpose of this Security Agreement to set forth the terms and conditions by which the DEVELOPER shall guarantee that such Improvements shall be constructed and completed within the time set forth herein.

**AGREEMENT**

NOW, THEREFORE, in consideration of the acceptance of the DEVELOPER’s offer of dedication and the approval of the Map for filing and recording as provided and required by law, the CITY and the DEVELOPER hereby agree as follows:

1. Provision of Improvements. DEVELOPER shall provide, at the DEVELOPER’s sole cost and expense, all necessary labor and materials to complete the construction of the Improvements depicted on the Map and described in the conditions of approval of the Map within one (1) year of the date of this Security Agreement.

2. Inspection by the CITY. The CITY shall inspect, at the DEVELOPER’s sole cost and expense, all of the work, labor and materials performed and provided by the DEVELOPER in connection with the Improvements.

3. Compliance with Plans and Specifications. The Improvements shall be constructed and installed in strict accordance with the CITY-approved plans and specifications.

4. Security for Performance. Concurrently with the execution of this Security Agreement by DEVELOPER, DEVELOPER shall deliver to the CITY a performance bond issued by a corporate surety in substantially the form attached hereto as **Exhibit "A"**, in an amount that is not less than 100% of the total estimated cost of the Improvements and any warranty therefor. The performance bond shall be issued by an "admitted" corporate surety insurer authorized to do business in the State of California and the surety insurer shall have an A.M. Best rating of at least "A, XV". The surety insurer shall have assets exceeding its liabilities in the amount equal to or in excess of the amount of the bond, and the bond shall not be in excess of 10% of the surety insurer's assets. The security or bond shall also insure against any and all defects in the Improvements for a period of not less than one full year after the date of acceptance thereof by the CITY. The bond shall be duly executed and shall meet all the requirements of Section 995.660 of the California Code of Civil Procedure.

5. Security for Contractors, Subcontractors, Laborers and Materialmen. The DEVELOPER shall also provide a payment bond issued by a corporate surety for the security of laborers and materialmen, which bond or bonds shall be in substantially the form attached hereto as **Exhibit "B"** and made a part hereof. The amount of the bond(s) shall be no less than 100% of the total estimated amount needed to secure payment to the contractor, to the subcontractors, and to the persons furnishing labor, materials, or equipment to them for the Improvements. The laborers and materialmen bond shall be provided by an "admitted" corporate surety insurer authorized to transact surety insurance in the State of California with an A.M. Best rating of "A, XV", and with assets exceeding its liabilities in the amount equal to or in excess of the amount of the bond, and the bond shall not be in excess of 10% of the surety insurer's assets. The bond shall be duly executed and shall meet all the requirements of Section 995.660 of the California Code of Civil Procedure.

6. General Liability and Worker's Compensation Insurance. The DEVELOPER shall, before commencing any work, obtain commercial general liability insurance (primary) of not less than \$2,000,000.00 per occurrence for all coverages and \$2,000,000.00 general aggregate. The CITY and its employees and agents shall be added as additional insureds. Coverage shall apply on a primary non-contributing basis in relation to any other insurance or self-insurance, primary or excess, available to the CITY or any employee or agent of the CITY. Coverage shall not be limited to the vicarious liability or supervisory role of any additional insured. Coverage shall contain no contractors' limitation endorsement. There shall be no endorsement or modification limiting the scope of coverage for liability arising from pollution, explosion, collapse, underground property damage or employment-related practices. Such insurance shall not prohibit the DEVELOPER, and its employees or agents, from waiving the right of subrogation prior to a loss. The DEVELOPER waives its right of subrogation against the CITY. Unless otherwise approved by the CITY, the DEVELOPER's insurance shall be written by insurers authorized to do business in the State of California and with a minimum A.M. Best rating of "A, XV." Self-insurance shall not be considered to comply with these insurance specifications. The DEVELOPER agrees to require all contractors, subcontractors and other parties hired for the Improvements to purchase and maintain insurance of the types specified

herein, naming as additional insureds all of the parties to this Security Agreement. The DEVELOPER shall, before commencing any work, obtain Worker's Compensation Insurance in an amount required by law and, failing to do so, the CITY may procure such insurance at the cost of the DEVELOPER.

7. Comprehensive Commercial General and Automobile Liability Insurance. The DEVELOPER, before commencing any work shall, at its own expense, maintain comprehensive commercial general and automobile liability insurance issued by a California-admitted surety company with an A.M. Best rating of no less than "A, XV" for \$2,000,000 per occurrence. Coverage shall be for the entire duration of the permitted activities. Such liability insurance policy shall name, by endorsement, the City as an additional insured.

8. Indemnification. Notwithstanding the provisions of Government Code, Section 66474.9 or any other statutes of similar import, and to the full extent permitted by law, the DEVELOPER shall defend, indemnify and hold harmless the CITY, its employees, agents, officials and attorneys, from and against any liability, claims, suits, actions, arbitration proceedings, administrative proceedings, regulatory proceedings, losses, expenses or costs of any kind or nature, whether actual, alleged or threatened, reasonable attorneys' fees, court costs, interest, expert witness fees and any other costs or expenses of any kind whatsoever, without restriction or limitation, incurred in relation to, as a consequence of, or arising out of or in any way attributable actually, allegedly or impliedly, in whole or in part, to the Map, the Improvements, this Agreement, or any matter related to the same; provided, however, that the indemnification to be provided by DEVELOPER to the CITY pursuant to the terms of this paragraph shall not be applicable where the aforementioned liability, claim, suit, action, etcetera, is the result of the sole negligence or sole willful misconduct of the CITY.

9. Procedure for Release of Performance Bond Security. The security furnished by the DEVELOPER shall be released in whole or in part in the following manner:

a. Security shall be released upon final completion and acceptance of the Improvements. If the security furnished by the DEVELOPER is a documentary evidence of security, such as a surety bond, the CITY shall release the documentary evidence and return the original to the Surety upon final completion and acceptance of the Improvements. In the event the CITY is unable to return the original documentary evidence to the Surety, the security shall be released by written notice sent by certified mail to the DEVELOPER and to the Surety within 30 days of the City's acceptance of the Improvements. The written notice shall contain a statement that the work for which security was furnished has been completed and accepted, a description of the Improvements, and the notarized signature of an authorized CITY official.

b. At such time as the DEVELOPER believes that the work for which the security was required is complete and makes payment of a partial exoneration fee of \$350 to the CITY, the DEVELOPER shall notify the CITY in writing of the completed work, including a list of work completed. Upon receipt of the written notice, the CITY shall have 45 days to review and comment or approve the completion of the Improvements. If the CITY does not agree that all work has been completed in accordance with the plans



and specifications for the Improvements, it shall supply a list of all remaining work to be completed.

c. Within 45 days of receipt of the CITY's list of remaining work, the DEVELOPER may then provide cost estimates for all remaining work for review and approval by the CITY.

d. Upon receipt of the cost estimates, the CITY shall then have 45 days to review, comment, and approve, modify or disapprove those cost estimates. The CITY shall not be required to engage in this process of partial release more than once between the start of work and the completion and acceptance of all work.

e. The DEVELOPER shall complete the works of Improvement until all remaining items are accepted by the CITY. Upon completion of the Improvements, the DEVELOPER shall be notified in writing by the CITY within 45 days and, within 45 days of the date of the CITY's notice, the release of any remaining performance security shall be made within 60 days of the recording of the Notice of Completion.

10. Procedure for Release of Payment Bond Security. Security securing the payment to the contractor, his or her subcontractors and persons furnishing labor, materials or equipment may, after passage of the time within which mechanic's liens and stop notices are required to be recorded and after acceptance of the Improvements, be reduced by Surety to an amount equal to the total claimed by all claimants for whom mechanic's liens and stop notices have been recorded and notice thereof given in writing to the CITY, and if no claims have been recorded, the security may be released in full.

11. Security for One-Year Warranty Period. The release procedures described in paragraphs 9 and 10 above shall not apply to any required guarantee and warranty period nor to the amount of the performance bond security deemed necessary by the CITY for the guarantee and warranty period nor to costs and reasonable expenses and fees, including reasonable attorneys' fees.

12. Binding Effect. This Security Agreement shall be binding upon and shall inure to the benefit of the parties hereto, their legal representatives and their successors and assigns.

13. Authority to Execute. The DEVELOPER hereby warrants and represents to the CITY that the individual signing this Security Agreement on behalf of the DEVELOPER is vested with the unconditional authority to do so pursuant to, and in accordance with, all applicable legal requirements, and has the authority bind the DEVELOPER hereto.

14. No Assignment. The DEVELOPER may not assign this Security Agreement, or any part thereof, to another without the prior written consent of the CITY.

15. Attorneys' Fees. In the event of legal action to enforce or interpret this Agreement or any of its provisions, the prevailing party shall be entitled, in addition to any other form of relief, to recover its reasonable attorneys' fees and costs of suit.

16. Execution in Counterparts. This Agreement may be executed in counterparts, each of which shall be deemed an original, but which together shall constitute a single agreement.

IN WITNESS WHEREOF, the parties have caused this Agreement to be executed on the dates listed below.

CITY OF BEAUMONT

By \_\_\_\_\_  
Mayor

\_\_\_\_\_  
Date

DEVELOPER

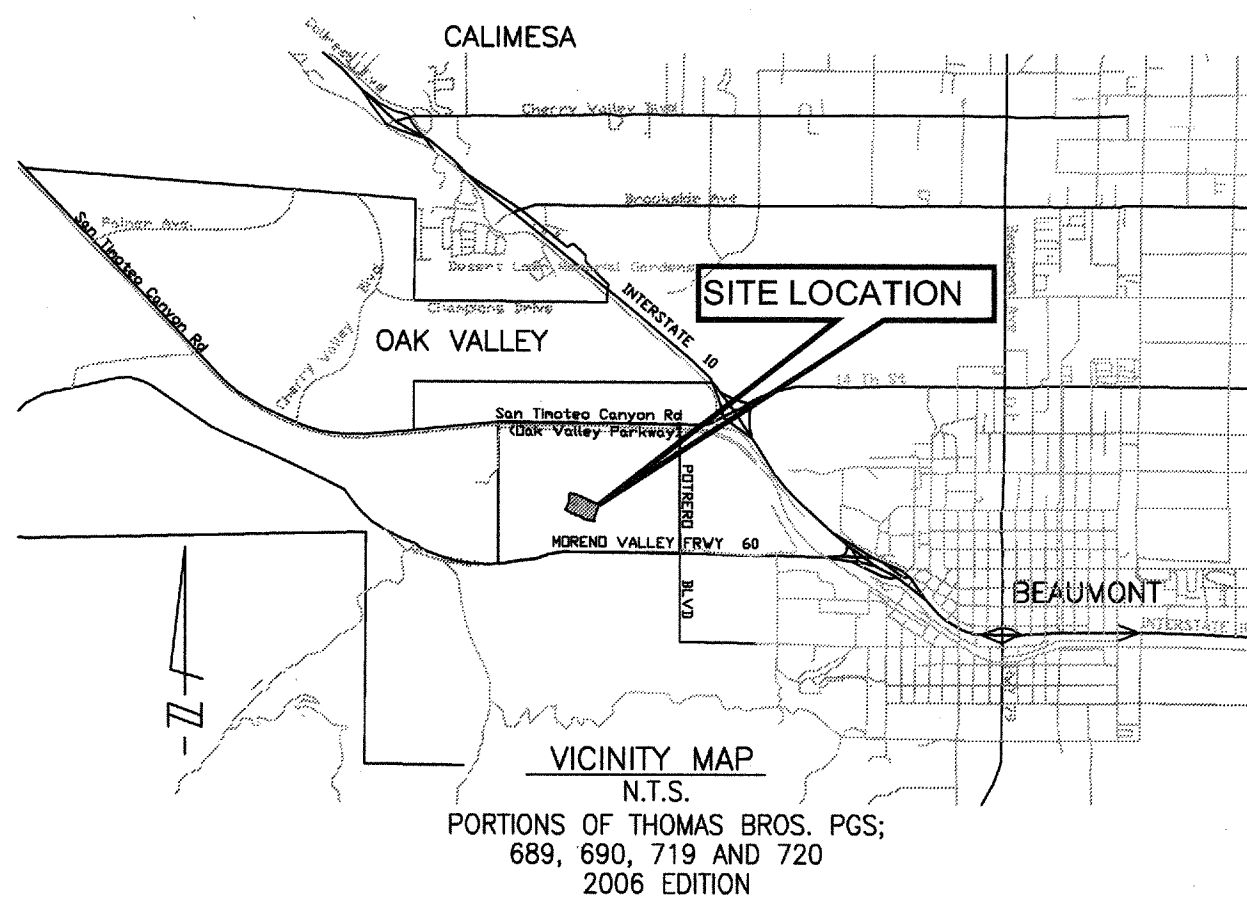
By \_\_\_\_\_

\_\_\_\_\_  
Date 8/4/17

Title: VICE PRESIDENT LAND DEVELOPMENT

Address: \_\_\_\_\_  
\_\_\_\_\_  
\_\_\_\_\_

# CITY OF BEAUMONT, CALIFORNIA PUBLIC SEWER IMPROVEMENT PLANS TRACT NO. 27971-3



**NOTE:**  
PROPOSED SEWER MAINS ARE PUBLIC  
& TO BE MAINTAINED BY THE CITY.



### SEWER NOTES

- SEWER SYSTEM CONSTRUCTION AND MATERIALS SHALL BE IN ACCORDANCE WITH EASTERN MUNICIPAL WATER DISTRICT (EMWD'S) STANDARDS AND SPECIFICATIONS.
- FORCE MAIN PROFILE ELEVATIONS ARE TO FLOW LINE (CONDUIT INVERT).
- MANHOLES SHALL BE CONSTRUCTED IN ACCORDANCE WITH STANDARD DRAWINGS SB-53, SB-58, AND SB-61, AS APPLICABLE. SEWER MAINS MAY BE LAID THROUGH THE MANHOLES AND USED AS A FORM FOR THE INVERT.
- MANHOLES OF DEPTHS LESS THAN FIVE FEET FROM FINISH STREET GRADE TO SEWER PIPE SHELF ARE TO BE CONSTRUCTED IN ACCORDANCE WITH STANDARD DRAWING SB-30.
- PRIOR TO CONSTRUCTION OF SEWER, CONTRACTOR SHALL EXPOSE EXISTING SEWER AND VERIFY ITS EXISTING ELEVATION AND LOCATION. WHEN CONNECTING TO EXISTING MANHOLES AND INLET STUB OF PROPER SIZE EXISTS, NO ALTERATIONS SHALL BE MADE TO EXISTING MANHOLE BASE OR STUB EXCEPT AS SPECIFICALLY AUTHORIZED BY THE CITY INSPECTOR.
- ALL SEWER INLETS AT THE MANHOLE SHALL BE SUCH THAT ITS CROWN SHALL BE LEVEL WITH THE CROWN OF THE OUTLET PIPE, AT THEIR PROJECTIONS TO THE MANHOLE CENTERLINE.
- RECONSTRUCTION OF EXISTING MANHOLES SHALL BE SCHEDULED AT THE CONVENIENCE OF THE CITY AND SHALL BE COMPLETED WITHIN FIVE WORKING DAYS FOLLOWING ITS COMMENCEMENT.
- THE CONTRACTOR IS ADVISED THAT THE WORK ON THIS PROJECT MAY INVOLVE WORKING IN A CONFINED AIR SPACE. CONTRACTOR SHALL BE RESPONSIBLE FOR "CONFINED AIR SPACE" ARTICLE 10B, TITLE 8, CALIFORNIA ADMINISTRATIVE CODE.
- ALL PIPE ZONE BEDDING AND TRENCH BACKFILL ARE TO BE PER STANDARD DRAWING SB-157, SB-158, AND SB-159.
- FORCE MAINS SHALL BE P.V.C. AND STEEL AS SHOWN ON DRAWINGS.
- IN NO CASE SHALL THE EXISTING SEWER SYSTEM BE ENTERED UNTIL ALL TESTING, CLEANING AND FINAL INSPECTION IS COMPLETED. NO FLUSHING WATER OR DEBRIS SHALL BE ALLOWED TO ENTER THE EXISTING SYSTEM.
- THE CITY RESERVES THE RIGHT TO REQUIRE REVISION OF THE APPROVED PLANS TO CONFORM TO CURRENT STANDARD AND TO POST A NEW BOND IF CONSTRUCTION HAS NOT COMMENCED WITHIN TWO YEARS AFTER PLANS WERE APPROVED.
- TRENCHING FOR UTILITIES AND STRUCTURES IS NOT ALLOWED UNTIL SOIL COMPACTION REPORT IS SUBMITTED TO AND APPROVED BY THE PUBLIC WORK DEPARTMENT.
- MAXIMUM VELOCITY OF THE SEWER MAIN SHALL NOT EXCEED 10 FT/S AT DESIGN FLOW AND MINIMUM ACCEPTED VELOCITY SHALL BE 2 FT/S AT DESIGN FLOW (MAX. DEPTHS: 1/2 FULL FOR 12" DIAMETER AND SMALLER AND 3/4 FULL FOR 15" AND LARGER DIAMETER). MAXIMUM SLOPES ARE AS FOLLOWS: 8"-0.1200, 10"-0.0850, 12"-0.0660, 15"-0.0500, 18"-0.0370, 21"-0.0300, 24"-0.0250. MINIMUM SLOPES ARE AS FOLLOWS: LATERALS: 4 & 6 INCHES-0.0200, MAIN LINES: 8"-0.0040, 10"-0.0032, 12"-0.0024, 15"-0.0016, 18"-0.0014, 21"-0.0012, 24"-0.0010.
- SEWERS GREATER THAN 20' IN DEPTH SHALL BE C-900, DR-14 PVC PIPE, SEWERS LESS THAN 20' SHALL BE SDR-35 PVC PIPE.

### ABBREVIATIONS

FG	FINISH GRADE
FS	FINISH SURFACE
INV	INVERT OF PIPE
C/L OR CL	CENTERLINE
R/W	RIGHT-OF-WAY
DIP	DUCTILE IRON PIPE
LAT	LATERAL
STA	STATION
PROP	PROPOSED
PUE	PUBLIC UTILITY & EMERGENCY VEHICLE ACCESS EASEMENT
L	LENGTH
N.T.S.	NOT TO SCALE
ELEV./EL.	ELEVATION
MIN.	MINIMUM
MAX.	MAXIMUM
TYP.	TYPICAL
POC	POINT OF CONNECTION
SSPWC	STANDARD SPECIFICATIONS FOR SEWER WORKS CONSTRUCTION
SEW	SEWER

### LEGEND

---	TRACT BOUNDARY/ R/W
---	CENTERLINE
---	PROPOSED 8" SEWER MAIN
---	PROPOSED 4" SEWER MAIN
○	SEWER MANHOLE
○	CLEAN OUT
---	PROPOSED WATER BY OTHERS
---	PROPOSED 8" OR 16" WATER
---	PROPOSED WATER SERVICE
○(B.W.)	PROPOSED BACKFLOW PREVENTER
○	"WYE" STATION @ MAIN
---	SEWER LATERAL CALLOUT 10+35.22 (6)
---	CONSTRUCTION NOTE REFERENCE

**NOTE:**  
THE CITY RESERVES THE RIGHT TO REQUIRE REVISION OF THE APPROVED PLANS TO CONFORM WITH CURRENT STANDARDS AND TO POST A NEW BOND IF CONSTRUCTION HAS NOT COMMENCED WITHIN TWO YEARS AFTER PLANS WERE APPROVED.

### PRIVATE ENGINEERS NOTICE TO CONTRACTOR(S)

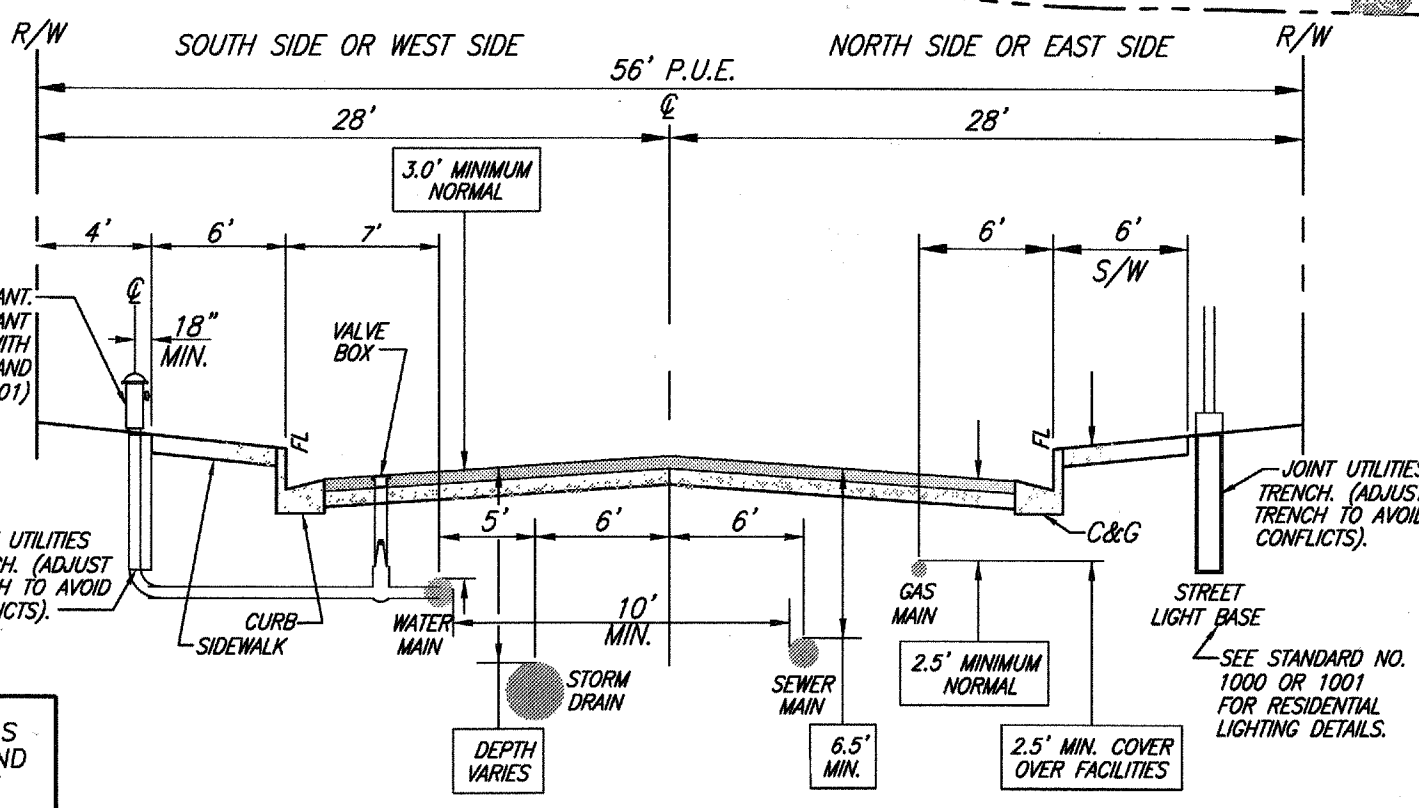
- THE EXISTENCE AND LOCATION OF ANY UNDERGROUND UTILITIES OR STRUCTURES SHOWN ON THESE PLANS ARE OBTAINED BY A SEARCH OF AVAILABLE RECORDS. TO THE BEST OF OUR KNOWLEDGE THERE ARE NO EXISTING UTILITIES EXCEPT THOSE SHOWN ON THESE PLANS. THE CONTRACTOR IS REQUIRED TO TAKE ALL PRECAUTIONARY MEASURES TO PROTECT THE UTILITIES SHOWN, AND ANY OTHER LINES OR STRUCTURES NOT SHOWN ON THESE PLANS, AND IS RESPONSIBLE FOR THE PROTECTION OF, AND ANY DAMAGE TO THESE LINES OR STRUCTURES.
- IT SHALL BE THE CONTRACTOR'S RESPONSIBILITY TO NOTIFY THE OWNER OF ALL UTILITIES OR STRUCTURES THEY HAVE CONCERNS WITH BEFORE STARTING WORK.
- QUANTITIES SHOWN HEREON ARE PROVIDED FOR BIDDING PURPOSES ONLY. CONTRACTOR SHALL BE RESPONSIBLE FOR VERIFYING ALL QUANTITIES PRIOR TO BIDDING FOR CONSTRUCTION.
- THE PRIVATE ENGINEER SIGNING THESE PLANS IS RESPONSIBLE FOR ASSURING THE ACCURACY AND ACCEPTABILITY OF THE DESIGN HEREON. IN THE EVENT OF DISCREPANCIES ARISING AFTER CITY APPROVAL OR DURING CONSTRUCTION, THE PRIVATE ENGINEER SHALL BE RESPONSIBLE FOR DETERMINING AN ACCEPTABLE SOLUTION AND REVISING THE PLANS FOR APPROVAL BY THE CITY.

### APPLICANT/SUBDIVIDER:

RSI COMMUNITIES - HEARTLAND LLC  
620 NEWPORT CENTER DRIVE, 12TH FLOOR  
NEWPORT BEACH, CA 92660  
OFFICE: (949) 270-3636

### 24 HOUR EMERGENCY CONTACT

(CITY OF BEAUMONT MUST BE NOTIFIED OF CHANGES IN NAME, ADDRESS OR TELEPHONE NUMBER)  
SITE SUPERINTENDENT - MIKE TURNER  
LB/L - SUNCAL HEARTLAND, LLC  
1250 CORONA POINT COURT/SUITE 210  
CORONA, CALIFORNIA 92879  
OFFICE: (951) 271-3807 FAX: (951) 271-3857  
24 HOUR EMERGENCY CONTACT (951) 818-9130



## LOCATION MAP

SCALE: 1" = 300'

UTILITIES	CONTACT INFORMATION
WATER	BEAUMONT CHERRY VALLEY WATER DISTRICT 560 MAGNOLIA BEAUMONT, CA 92222 951-845-9581
ELECTRICITY	S.C.E. 287 TENNESSEE REDLANDS, CA 92373 909-307-6770
TELEPHONE	VERIZON 1980 ORANGETREE LANE SUITE 100 REDLANDS, CA 92374 909-748-6649
GAS	SOUTHERN CALIFORNIA GAS CO 1981 W. LUGONIA AVENUE REDLANDS, CA 92374 909-335-7581
SEWER	CITY OF BEAUMONT 550 E. 6TH STREET BEAUMONT, CA 92223 951-769-8520

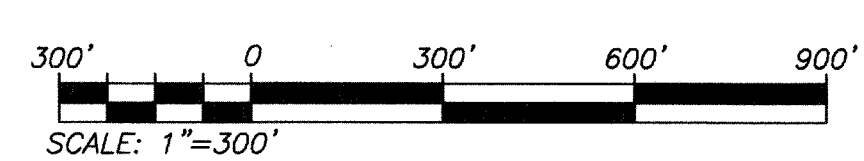
### NOTE:

TRENCHING FOR UTILITIES AND STRUCTURES IS NOT ALLOWED UNTIL SOIL COMPACTION REPORT IS SUBMITTED TO AND APPROVED BY THE PUBLIC WORK DEPARTMENT.

### DECLARATION OF ENGINEER OF RECORD:

I HEREBY DECLARE THAT IN MY PROFESSIONAL OPINION, THE DESIGN OF THE IMPROVEMENTS AS SHOWN ON THESE PLANS COMPLIES WITH THE CURRENT PROFESSIONAL ENGINEERING STANDARDS AND PRACTICES. AS THE ENGINEER IN RESPONSIBLE CHARGE OF THE DESIGN OF THESE IMPROVEMENTS, I ACCEPT FULL RESPONSIBILITY FOR SUCH DESIGN. I UNDERSTAND AND ACKNOWLEDGE THAT THE PLAN CHECK OF THESE PLANS BY THE CITY OF BEAUMONT IS A REVIEW FOR THE LIMITED PURPOSE OF ENSURING THAT THESE PLANS COMPLY WITH THE CITY PROCEDURES AND OTHER APPLICABLE CODES AND ORDINANCES. THE PLAN REVIEW PROCESS IS NOT A DETERMINATION OF THE TECHNICAL ADEQUACY OF THE DESIGN OF THE IMPROVEMENTS. SUCH PLAN CHECK DOES NOT THEREFORE RELIEVE ME OF MY DESIGN RESPONSIBILITY.

AS THE ENGINEER OF RECORD, I AGREE TO DEFEND AND INDEMNIFY THE CITY OF BEAUMONT, ITS OFFICERS, ITS AGENTS, AND ITS EMPLOYEES FROM ANY AND ALL LIABILITY, CLAIMS, DAMAGES, OR INJURIES TO ANY PERSON OR PROPERTY ARISING FROM NEGLIGENT ACTS, ERRORS OR OMISSIONS OF THE ENGINEER OF RECORD, HIS EMPLOYEES, HIS AGENTS OR HIS CONSULTANTS.



NED ARAUJO RCE 57835 22 JUNE 2017  
DATE

THE PRIVATE ENGINEER SIGNING THESE PLANS IS RESPONSIBLE FOR ASSURING THE ACCURACY AND ACCEPTABILITY OF THE DESIGN HEREON. IN THE EVENT OF DISCREPANCIES ARISING AFTER CITY APPROVAL OR DURING CONSTRUCTION, THE PRIVATE ENGINEER SHALL BE RESPONSIBLE FOR DETERMINING AN ACCEPTABLE SOLUTION AND REVISING THE PLANS FOR APPROVAL BY THE CITY.

**NOTE:**  
WORK CONTAINED WITHIN THESE PLANS SHALL NOT COMMENCE UNTIL AN ENCROACHMENT PERMIT AND/OR A GRADING PERMIT HAS BEEN ISSUED.

**NOTE:**  
SEE SEPARATE PLANS FOR CATCH BASIN, CONNECTOR PIPE AND STORM DRAIN SYSTEM DESIGN

COUNTY OF RIVERSIDE  
**UNDERGROUND UTILITY LOCATIONS**  
STANDARD NO. 817

**BASIS OF BEARINGS:**  
DESCRIPTION: THE BASIS OF COORDINATES FOR THIS MAP IS THE CALIFORNIA STATE PLANE COORDINATE SYSTEM, 1983, ZONE 6, BASED LOCALLY ON CONTROL STATIONS "RES1" AND "RAB1".  
BEARING: N 27°39'52" E

**BENCHMARK:**  
BENCHMARK ESTABLISHED BY THE COUNTY OF RIVERSIDE, 2.4 MILES WESTERLY ALONG U.S. HIGHWAY 60 FROM THE POST OFFICE AT BEAUMONT, RIVERSIDE COUNTY, AT A POINT WHERE THE HIGHWAY PASSES THROUGH A CUT, 97 FEET NORTH OF CENTERLINE OF THE OPPOSITE HIGHWAY ENGINEERS STATION 267+98.16 FEET SOUTH OF THE NORTH RIGHT-OF-WAY FENCE, 16 FEET WEST OF RIGHT-OF-WAY FENCE CORNER, AND 18 FEET EAST OF POWER POLE #26632. A STANDARD DISC, STAMPED "U 448 RESET 1955" AND SET IN THE TOP OF A CONCRETE POST PROJECTING 0.5 FEET ABOVE GROUND. STAMPED U-448-1955 ELEV. 2448.129

BY	MARK	DESCRIPTION	APPR.	DATE	CITY

PREPARED BY: **Stantec**  
25844 Business Center Drive  
Redlands, CA 92374  
909-335-6120 stantec.com

DATE: 22 JUNE 2017  
NED ARAUJO R.C.E. 57835

DESIGN BY: RM  
DRAWN BY: JB/SW/MT  
CHECKED BY: GB  
SCALE: AS NOTED  
DATE: 06/22/17  
JOB NUMBER: 2042495810

SEAL: PROFESSIONAL ENGINEER  
No. 57835  
STATE OF CALIFORNIA

Reviewed By: *[Signature]* Date: 6.29.17  
Recommended for Approval By: *[Signature]* Date: 6.29.17  
Approved By: *[Signature]* Date: 7.17.17  
Director of Public Works

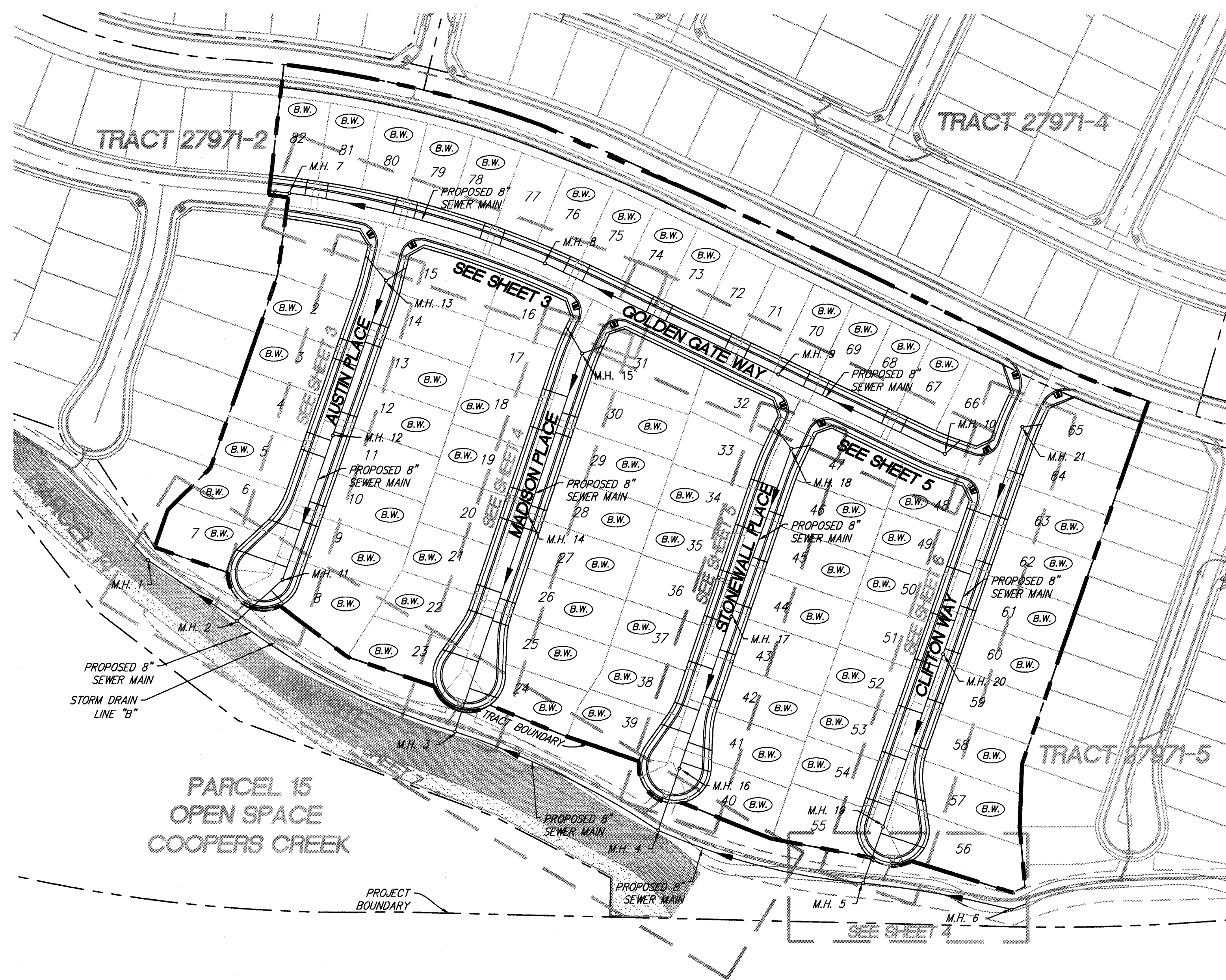
CITY OF BEAUMONT, PUBLIC WORKS DEPARTMENT  
ENGINEERING DIVISION

CITY OF BEAUMONT, CALIFORNIA  
SEWER IMPROVEMENT PLANS  
TRACT 27971-3

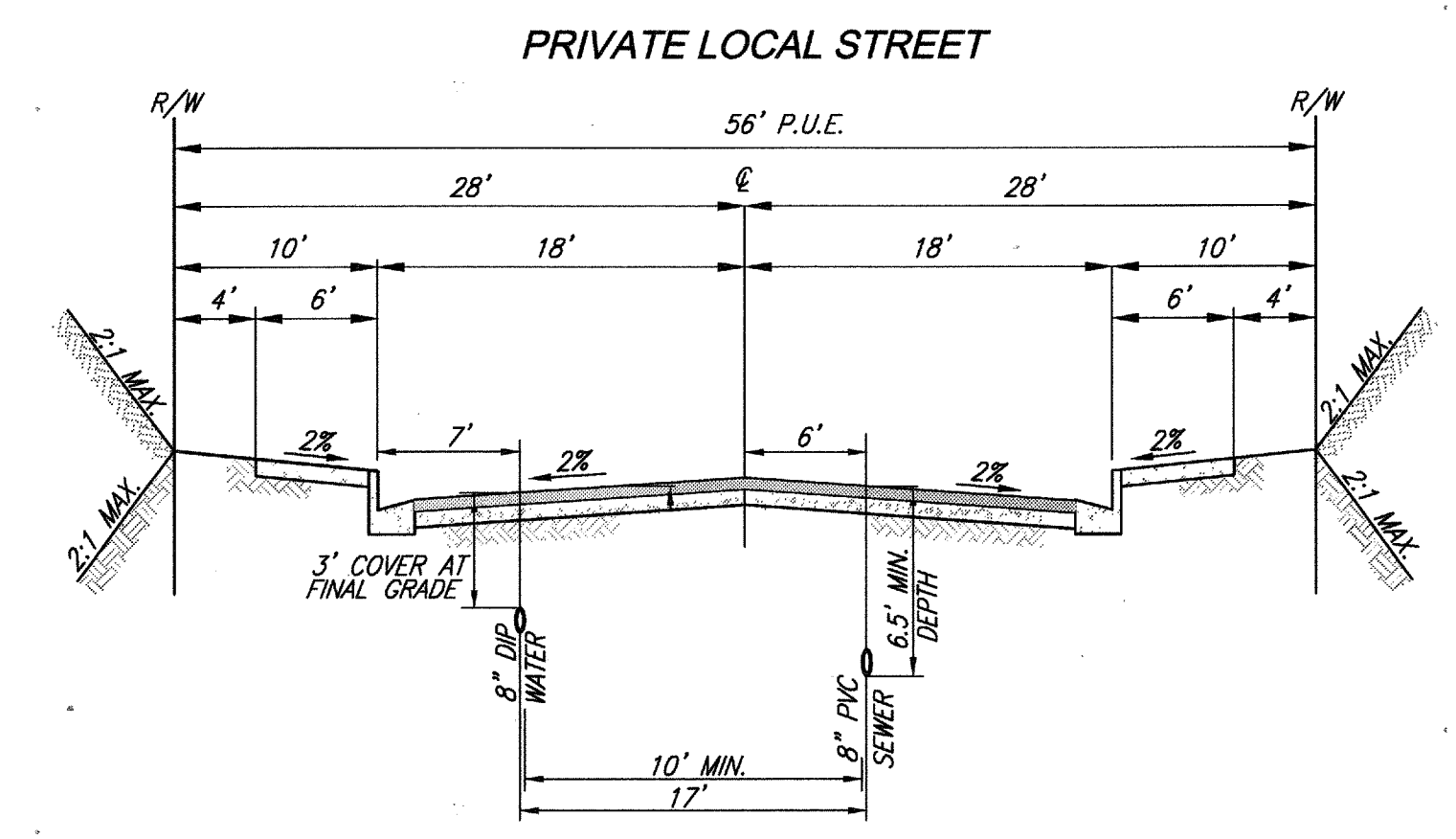
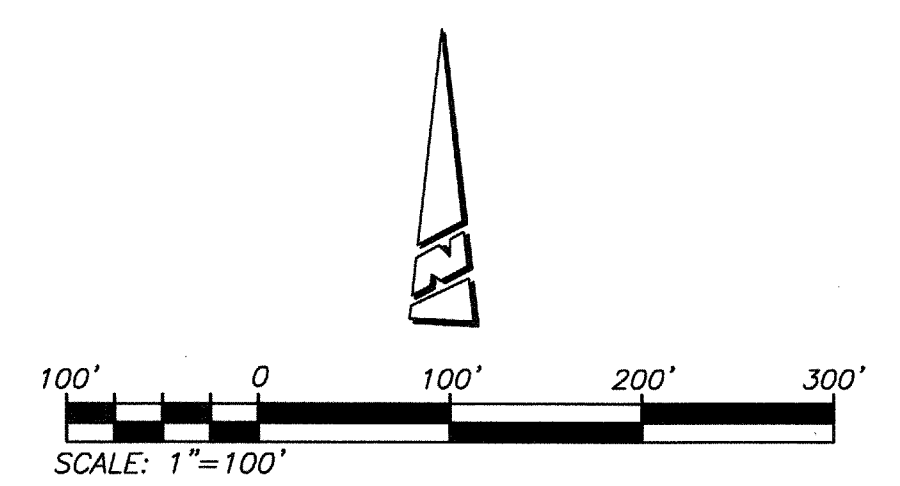
**TITLE SHEET - INDEX MAP**  
VICINITY MAP - GENERAL NOTES

SHEET 1  
OF 7 SHEETS  
DRAWING NAME:  
FILE NO.: 3108

FOR: RSI COMMUNITIES - HEARTLAND L.L.C.



### INDEX MAP



TYPICAL SECTION  
GOLDEN GATE WAY, AUSTIN PLACE, MADISON PLACE,  
STONEWALL PLACE AND CLIFTON WAY

NOTE: MIN. WATER/SEWER SEPARATION IS 10' MEASURED FROM OUTSIDE OF PIPE TO OUTSIDE OF PIPE.

### CONSTRUCTION NOTES AND ESTIMATED QUANTITIES

- 1) INSTALL 8" PVC SEWER MAIN
- 2) INSTALL PRECAST 4' I.D. CONCRETE MANHOLE W/ CAST IRON MANHOLE COVER PER EMWD SB-53
- 4) INSTALL 4" PVC SEWER LATERAL PER EMWD SB-177
- 5) INSTALL 4" BACKFLOW PREVENTER (SPEARS EPDM-S475P OR CITY ENGINEER APPROVED EQUIVALENT)
- 6) REMOVE 8" PLUG AND CONNECT TO 8" SEWER MAIN
- 7) INSTALL 4' I.D. TERMINUS MANHOLE PER EMWD STD. SB-58

### PUBLIC QUANTITY ITEM

1	4,393 L.F.
2	16 EA.
4	2378 L.F.
5	61 EA.
6	2 EA.
7	5 EA.

- NOTE:
- 1) ALL SEWER MAIN PIPE LENGTH QUANTITIES SHOWN ON PLANS REFLECT VERTICAL PROJECTION OF HORIZONTAL PIPE ALIGNMENT.
  - 2) ALL SEWER MAIN PIPE LENGTHS SHOWN IN PIPE DATA TABLE ARE HORIZONTAL PIPE LENGTHS.
  - 3) THE SEWER MAIN PIPE STATIONING IN PLAN AND PROFILE VIEWS REFLECT HORIZONTAL STATION OFFSETS OF THE STREET CENTER LINE STATIONING.
  - 4) SEWER MAIN PIPE LENGTHS SHOWN IN PROFILE ARE BASED UPON TRUE HORIZONTAL PIPE LENGTHS.
  - 5) THE LENGTH OF SEWER MAIN ALONG CURVES WILL VARY FROM STREET CENTERLINE STATION LENGTHS DUE TO HORIZONTAL PROJECTION OF VARYING CURVE RADII.

### LOTS REQUIRING BACKFLOW PREVENTERS

LOT NO.							
2	3	5	6	7	8		
9	10	11	12	13	17		
18	19	21	22	23	24		
25	26	27	28	29	30		
33	34	35	37	38	39		
40	41	42	44	45	46		
48	49	50	52	53	54		
57	58	60	61	62	63		
67	68	69	70	73	74		
75	76	78	79	80	81		
82							

NOTE: THIS SYMBOL (B.W.) IS USED IN ACCORDANCE WITH CONSTRUCTION NOTE NO. 5.

THE PRIVATE ENGINEER SIGNING THESE PLANS IS RESPONSIBLE FOR ASSURING THE ACCURACY AND ACCEPTABILITY OF THE DESIGN HEREON. IN THE EVENT OF DISCREPANCIES ARISING AFTER CITY APPROVAL OR DURING CONSTRUCTION, THE PRIVATE ENGINEER SHALL BE RESPONSIBLE FOR DETERMINING AN ACCEPTABLE SOLUTION AND REVISING THE PLANS FOR APPROVAL BY THE CITY.

NOTE: WORK CONTAINED WITHIN THESE PLANS SHALL NOT COMMENCE UNTIL AN ENCROACHMENT PERMIT AND/OR A GRADING PERMIT HAS BEEN ISSUED.

NOTE: SEE SEPARATE PLANS FOR CATCH BASIN, CONNECTOR PIPE AND STORM DRAIN SYSTEM DESIGN

**BASIS OF BEARINGS:**  
DESCRIPTION: THE BASIS OF COORDINATES FOR THIS MAP IS THE CALIFORNIA STATE PLANE COORDINATE SYSTEM, 1983, ZONE 6, BASED LOCALLY ON CONTROL STATIONS "REST" AND "RABBIT".  
BEARING: N 27°39'52" E

**BENCHMARK:**  
BENCHMARK ESTABLISHED BY THE COUNTY OF RIVERSIDE, 2.4 MILES WESTERLY ALONG U.S. HIGHWAY 80 FROM THE POST OFFICE AT BEAUMONT, RIVERSIDE COUNTY, AT A POINT WHERE THE HIGHWAY PASSES THROUGH A CUT, 97 FEET NORTH OF CENTERLINE OF THE OPPOSITE HIGHWAY ENGINEERS STATION 267/98; 16 FEET SOUTH OF THE NORTH RIGHT-OF-WAY FENCE, 16 FEET WEST OF RIGHT-OF-WAY FENCE CORNER, AND 16 FEET EAST OF POWER POLE #026632; A STANDARD DISC, STAMPED "V 448 RESET 1955" AND SET IN THE TOP OF A CONCRETE POST PROJECTING 0.5 FEET ABOVE GROUND. STAMPED U-448-1955 ELEV: 2448.129

BY	MARK	DESCRIPTION	APPR.	DATE
ENGINEER		REVISIONS		CITY

PREPARED BY: **Stantec**  
238641 Business Center Drive  
Redlands, CA 92374  
909.335.6120 stantec.com

DESIGNED BY: *ned araujo* 22 June 2017  
R.C.E. 57835 DATE

DESIGN BY: RM  
DRAWN BY: JB/SW/MT  
CHECKED BY: GB  
SCALE: AS NOTED  
DATE: 06/22/17  
JOB NUMBER: 2042495810

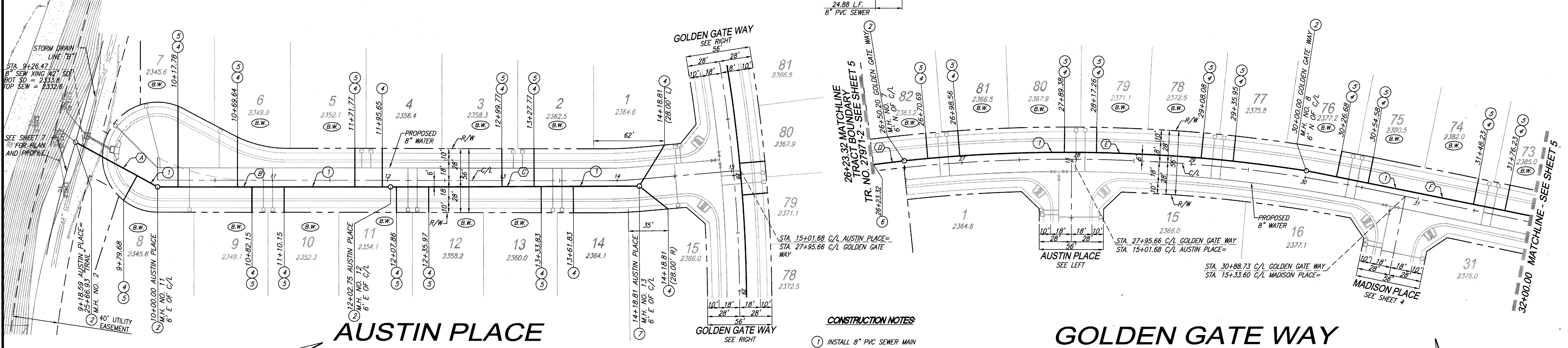
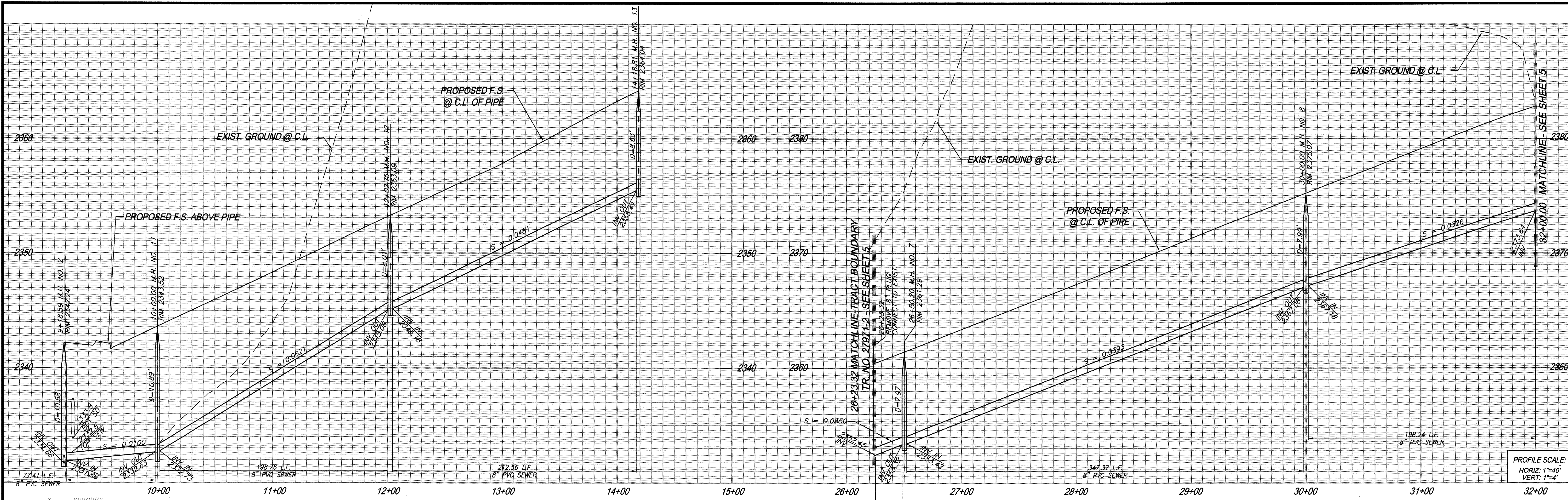


Reviewed By: *1090* Date: 6.29.17  
Recommended for Approval By: *1090* Date: 6.27.17  
Approved By: *John Oliva* Date: 7.17.17  
Director of Public Works

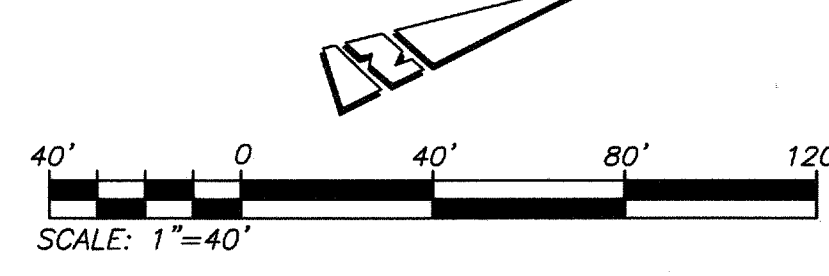
CITY OF BEAUMONT, CALIFORNIA  
SEWER IMPROVEMENT PLANS  
TRACT 27971-3  
CONSTRUCTION NOTES & QUANTITIES  
TYPICAL SECTION

SHEET 2  
OF 7 SHEETS  
DRAWING NAME:  
FILE NO.: 3108





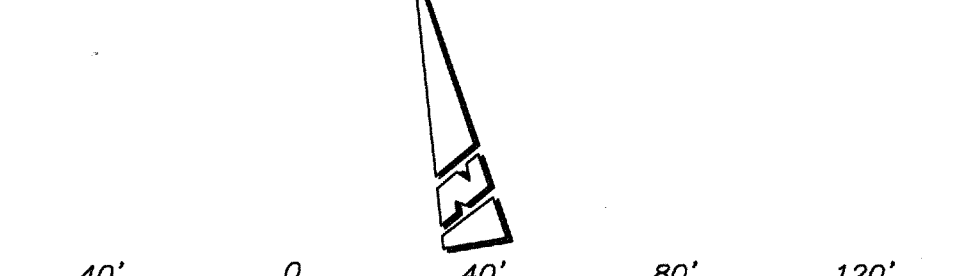
THE PRIVATE ENGINEER SIGNING THESE PLANS IS RESPONSIBLE FOR ASSURING THE ACCURACY AND ACCEPTABILITY OF THE DESIGN HEREON. IN THE EVENT OF DISCREPANCIES ARISING AFTER CITY APPROVAL OR DURING CONSTRUCTION, THE PRIVATE ENGINEER SHALL BE RESPONSIBLE FOR DETERMINING AN ACCEPTABLE SOLUTION AND REVISING THE PLANS FOR APPROVAL BY THE CITY.



PIPE DATA				
NO.	BEARING/DELTA	RADIUS	LENGTH	TANGENT
(A)	N47°54'31"E	---	77.41'	---
(B)	N19°07'56"E	---	198.76'	---
(C)	N18°53'05"E	---	212.56'	---
(D)	N83°12'42"W	---	24.88'	---
(E)	14°51'10"	1340.00'	347.37'	174.66'
(F)	N64°45'31"W	---	198.24'	---

- CONSTRUCTION NOTES:**
- INSTALL 8" PVC SEWER MAIN
  - INSTALL PRECAST 4' I.D. CONCRETE MANHOLE W/ CAST IRON MANHOLE COVER PER EMWD SB-53
  - INSTALL 4" PVC SEWER LATERAL PER EMWD SB-177
  - INSTALL 4" BACKFLOW PREVENTER (SPEARS EPDM-S475P OR CITY ENGINEER APPROVED EQUIVALENT)
  - REMOVE 8" PLUG AND CONNECT TO 8" SEWER MAIN
  - INSTALL 4' I.D. TERMINUS MANHOLE PER EMWD STD. SB-58

## GOLDEN GATE WAY



**811**  
Know what's below.  
Call before you dig.

**NOTE:** WORK CONTAINED WITHIN THESE PLANS SHALL NOT COMMENCE UNTIL AN ENCROACHMENT PERMIT AND/OR A GRADING PERMIT HAS BEEN ISSUED.

**NOTE:** SEE SEPARATE PLANS FOR CATCH BASIN, CONNECTOR PIPE AND STORM DRAIN SYSTEM DESIGN

**BASIS OF BEARINGS:**  
DESCRIPTION: THE BASIS OF COORDINATES FOR THIS MAP IS THE CALIFORNIA STATE PLANE COORDINATE SYSTEM, 1983, ZONE 6, BASED LOCALLY ON CONTROL STATIONS "REST" AND "RABBIT".  
BEARING: N 27°39'52" E

**BENCHMARK:**  
BENCHMARK ESTABLISHED BY THE COUNTY OF RIVERSIDE, 2.4 MILES WESTERLY ALONG U.S. HIGHWAY 80 FROM THE POST OFFICE AT BEAUMONT, RIVERSIDE COUNTY, AT A POINT WHERE THE HIGHWAY PASSES THROUGH A CUT, 87 FEET NORTH OF CENTERLINE OF THE OPPOSITE HIGHWAY ENGINEERS STATION 267/98; 16 FEET SOUTH OF THE NORTH RIGHT-OF-WAY FENCE, 16 FEET WEST OF RIGHT-OF-WAY FENCE CORNER, AND 18 FEET EAST OF POWER POLE #826632. A STANDARD DISC, STAMPED "1" 448 RESET 1955" AND SET IN THE TOP OF A CONCRETE POST PROJECTING 0.5 FEET ABOVE GROUND. STAMPED U-448-1955 ELEV. 2448.129

BY	MARK	DESCRIPTION	APPR.	DATE

PREPARED BY: **Stantec**  
25864-I Business Center Drive  
Redlands, CA 92374  
909.335.6120 | stantec.com

SEAL: **NEED ARAUJO** R.C.E. 57835  
22 JUNE 2017

DESIGN BY: **RM**  
DRAWN BY: **JB/SW/MT**  
CHECKED BY: **GB**  
SCALE: AS NOTED  
DATE: 06/22/17  
JOB NUMBER: 2042495810

**CITY OF BEAUMONT**  
ENGINEERING DIVISION

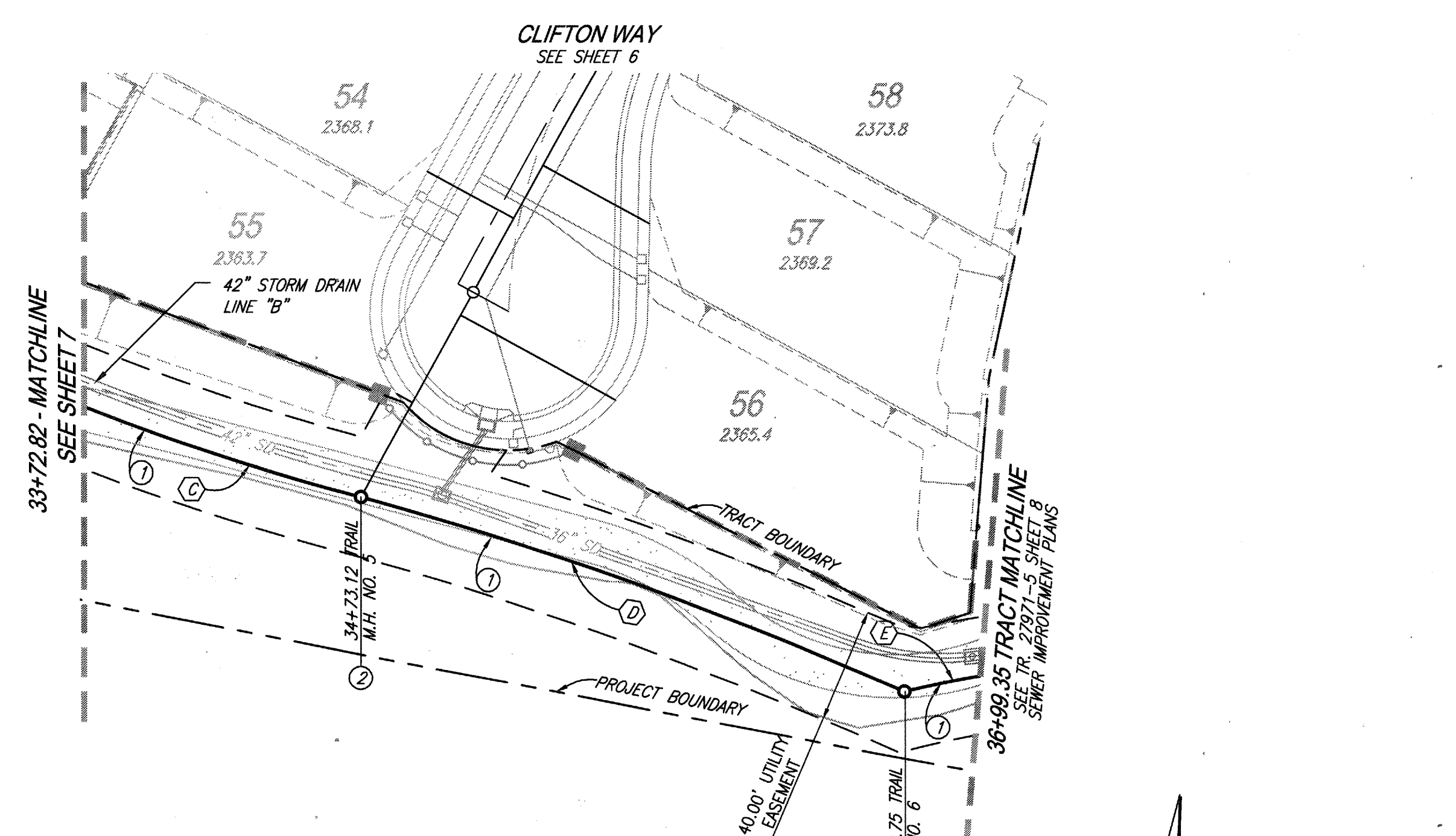
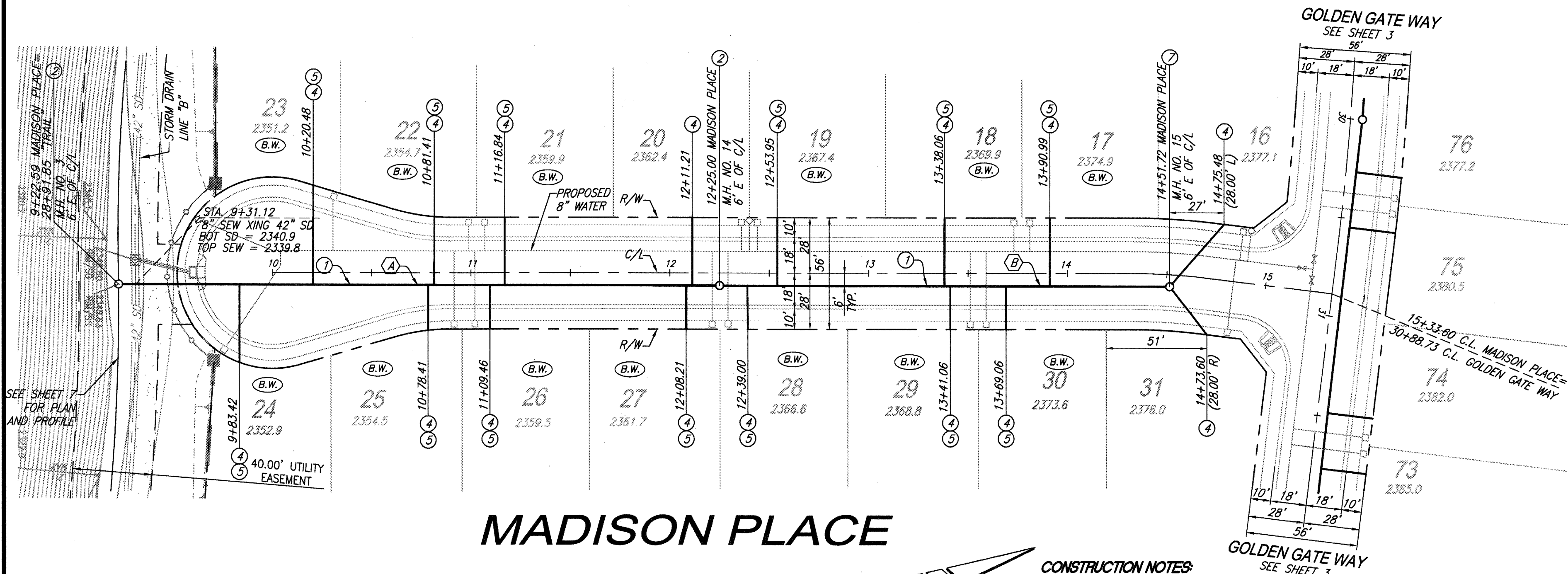
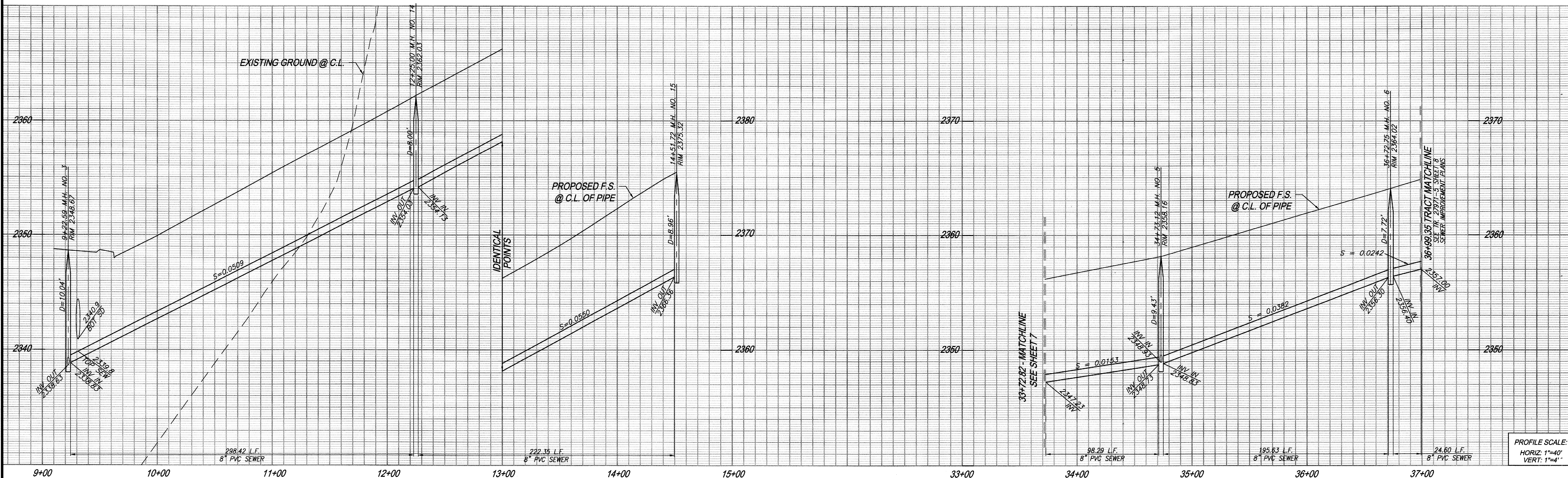
Reviewed By: *[Signature]* Date: 6.29.17  
Recommended for Approval By: *[Signature]* Date: 6.29.17  
Approved By: *[Signature]* Date: 7.17.17  
Director of Public Works

CITY OF BEAUMONT, CALIFORNIA  
SEWER IMPROVEMENT PLANS  
TRACT 27971-3  
**AUSTIN PLACE**  
STA: 9+18.59 TO STA: 14+18.81  
**GOLDEN GATE WAY**  
STA: 26+23.32 TO STA: 32+00.00

SHEET 3 OF 7 SHEETS  
DRAWING NAME: **3108**

FOR: RSI COMMUNITIES - HEARTLAND L.L.C.

PRELIMINARY NOT FOR CONSTRUCTION



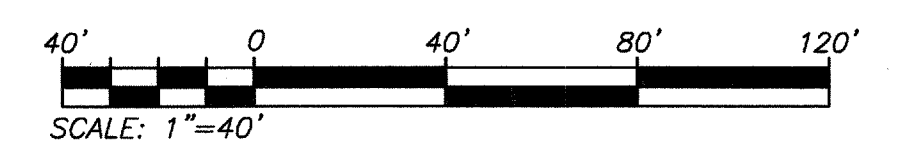
THE PRIVATE ENGINEER SIGNING THESE PLANS IS RESPONSIBLE FOR ASSURING THE ACCURACY AND ACCEPTABILITY OF THE DESIGN HEREON. IN THE EVENT OF DISCREPANCIES ARISING AFTER CITY APPROVAL OR DURING CONSTRUCTION, THE PRIVATE ENGINEER SHALL BE RESPONSIBLE FOR DETERMINING AN ACCEPTABLE SOLUTION AND REVISING THE PLANS FOR APPROVAL BY THE CITY.

NOTE: WORK CONTAINED WITHIN THESE PLANS SHALL NOT COMMENCE UNTIL AN ENCROACHMENT PERMIT AND/OR A GRADING PERMIT HAS BEEN ISSUED.

NOTE: SEE SEPARATE PLANS FOR CATCH BASIN, CONNECTOR PIPE AND STORM DRAIN SYSTEM DESIGN.

- CONSTRUCTION NOTES:**
1. INSTALL 8" PVC SEWER MAIN
  2. INSTALL PRECAST 4' I.D. CONCRETE MANHOLE W/ CAST IRON MANHOLE COVER PER EMWD SB-53
  3. INSTALL 8" PLUG
  4. INSTALL 4" PVC SEWER LATERAL PER EMWD SB-177
  5. INSTALL 4" BACKFLOW PREVENTER (SPEARS EPDM-S475P OR CITY ENGINEER APPROVED EQUIVALENT)
  7. INSTALL 4' I.D. TERMINUS MANHOLE PER EMWD STD. SB-58

		PIPE DATA		
NO.	BEARING/Delta	RADIUS	LENGTH	TANGENT
(A)	N18°31'49"E	---	298.42'	---
(B)	N18°31'49"E	---	222.35'	---
(C)	06°57'20"	809.67'	98.29'	49.21'
(D)	8°08'01"	1378.11'	195.63'	97.98'
(E)	3°36'23"	390.78'	24.60'	12.30'



**811**  
Know what's below.  
Call before you dig.

BASIS OF BEARINGS:  
DESCRIPTION: THE BASIS OF COORDINATES FOR THIS MAP IS THE CALIFORNIA STATE PLANE COORDINATE SYSTEM, 1983, ZONE 6, BASED LOCALLY ON CONTROL STATIONS "REST" AND "RABBIT".  
BEARING: N 27°39'52" E

BENCHMARK:  
BENCHMARK ESTABLISHED BY THE COUNTY OF RIVERSIDE, 2.4 MILES WESTERLY ALONG U.S. HIGHWAY 80 FROM THE POST OFFICE AT BEAUMONT, RIVERSIDE COUNTY, AT A POINT WHERE THE HIGHWAY PASSES THROUGH A CUT, 97 FEET NORTH OF CENTERLINE OF THE OPPOSITE HIGHWAY ENGINEERS STATION 267/98; 16 FEET SOUTH OF THE NORTH RIGHT-OF-WAY FENCE, 16 FEET WEST OF RIGHT-OF-WAY FENCE CORNER, AND 16 FEET EAST OF POWER POLE #022632. A STANDARD DISC, STAMPED "148 RESET 1955" AND SET IN THE TOP OF A CONCRETE POST PROJECTING 0.5 FEET ABOVE GROUND. STAMPED U-448-1955  
ELEV: 2448.129

BY	MARK	DESCRIPTION	APPR.	DATE

PREPARED BY: **Stantec**  
258641 Business Center Drive  
Redlands, CA 92374  
909.335-6120 | stantec.com

DESIGNED BY: RM  
DRAWN BY: JB/SW/MT  
CHECKED BY: GB  
SCALE: AS NOTED  
DATE: 06/22/17  
JOB NUMBER: 2042495810

REVISIONS: 22 June 2017  
MED ARAUJO R.C.E. 57835 DATE

SEAL: REGISTERED PROFESSIONAL ENGINEER  
MED. J. ARAUJO  
No. 57835  
CIVIL  
STATE OF CALIFORNIA

CITY OF BEAUMONT  
CALIFORNIA  
INCORPORATED 1899

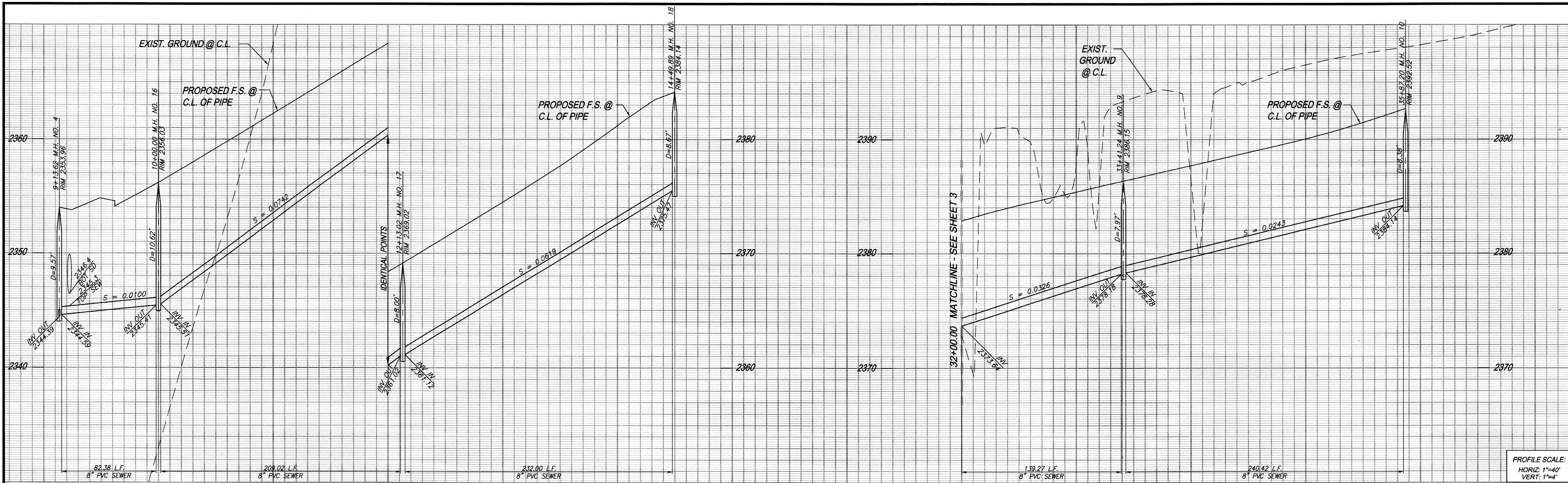
Reviewed By: *[Signature]* Date: 6.21.17  
Recommended for Approval By: *[Signature]* Date: 6.29.17  
Approved By: *[Signature]* Date: 7.17.17  
Director of Public Works

CITY OF BEAUMONT, PUBLIC WORKS DEPARTMENT  
ENGINEERING DIVISION

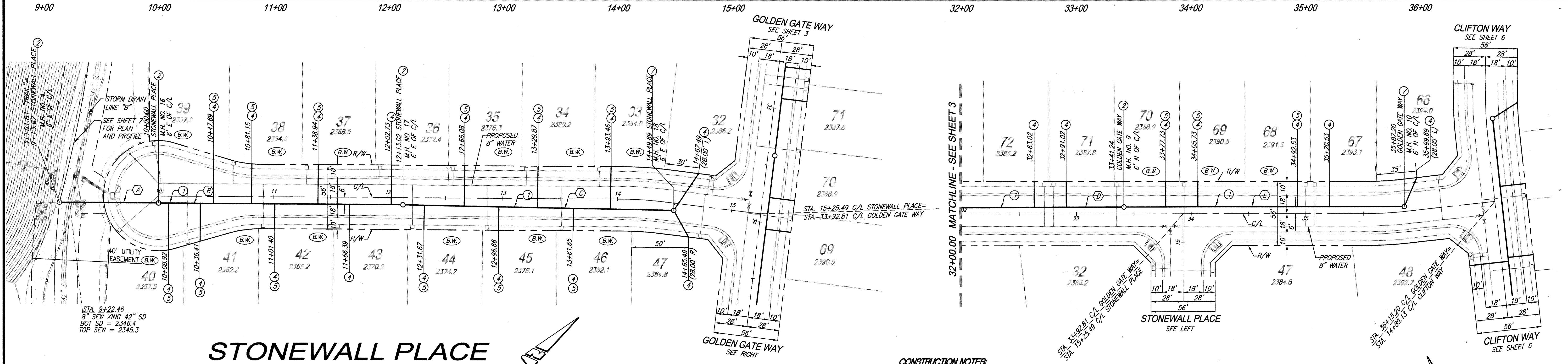
CITY OF BEAUMONT, CALIFORNIA  
SEWER IMPROVEMENT PLANS  
TRACT 27971-3  
MADISON PLACE  
STA: 9+22.59 TO STA: 14+51.72  
TRAIL  
STA: 33+72.82 TO STA: 36+99.35

FOR: RSI COMMUNITIES - HEARTLAND L.L.C.

SHEET 4  
OF 7 SHEETS  
DRAWING NAME:  
FILE NO.: 3108



PROFILE SCALE:  
HORIZ. 1"=40'  
VERT. 1"=4'



# STONEWALL PLACE

# GOLDEN GATE WAY

THE PRIVATE ENGINEER SIGNING THESE PLANS IS RESPONSIBLE FOR ASSURING THE ACCURACY AND ACCEPTABILITY OF THE DESIGN HEREON. IN THE EVENT OF DISCREPANCIES ARISING AFTER CITY APPROVAL OR DURING CONSTRUCTION, THE PRIVATE ENGINEER SHALL BE RESPONSIBLE FOR DETERMINING AN ACCEPTABLE SOLUTION AND REVISING THE PLANS FOR APPROVAL BY THE CITY.

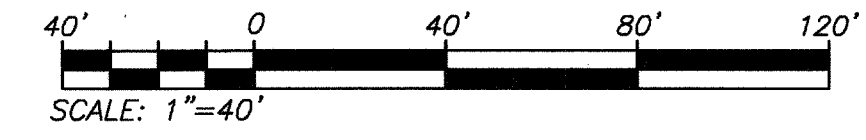
NOTE: WORK CONTAINED WITHIN THESE PLANS SHALL NOT COMMENCE UNTIL AN ENCROACHMENT PERMIT AND/OR A GRADING PERMIT HAS BEEN ISSUED.

NOTE: SEE SEPARATE PLANS FOR CATCH BASIN, CONNECTOR PIPE AND STORM DRAIN SYSTEM DESIGN

PIPE DATA				
NO.	BEARING/DELTA	RADIUS	LENGTH	TANGENT
(A)	N18°50'42"E	---	82.38'	---
(B)	N18°50'42"E	---	209.02'	---
(C)	N19°35'03"E	---	232.00'	---
(D)	N64°45'31"W	---	139.27'	---
(E)	N64°30'12"W	---	240.42'	---

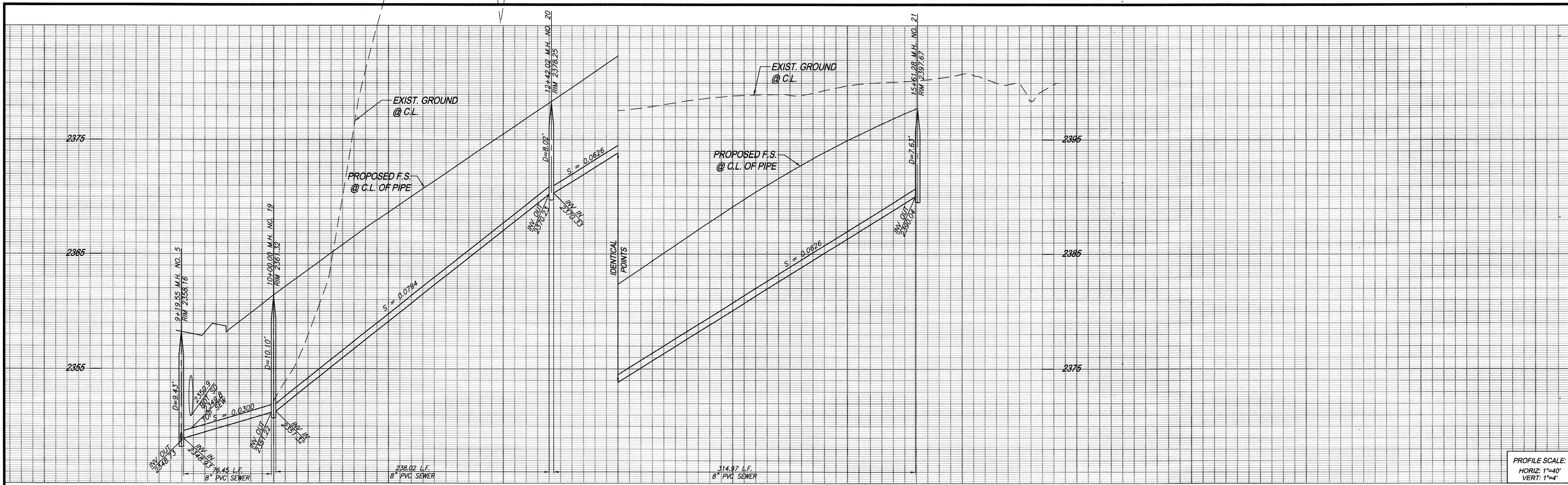
### CONSTRUCTION NOTES:

- INSTALL 8" PVC SEWER MAIN
- INSTALL PRECAST 4' I.D. CONCRETE MANHOLE W/ CAST IRON MANHOLE COVER PER EMWD SB-53
- INSTALL 4" PVC SEWER LATERAL PER EMWD SB-177
- INSTALL 4" BACKFLOW PREVENTER (SPEARS EPDM-S475P OR CITY ENGINEER APPROVED EQUIVALENT)
- INSTALL 4' I.D. TERMINUS MANHOLE PER EMWD STD. SB-58

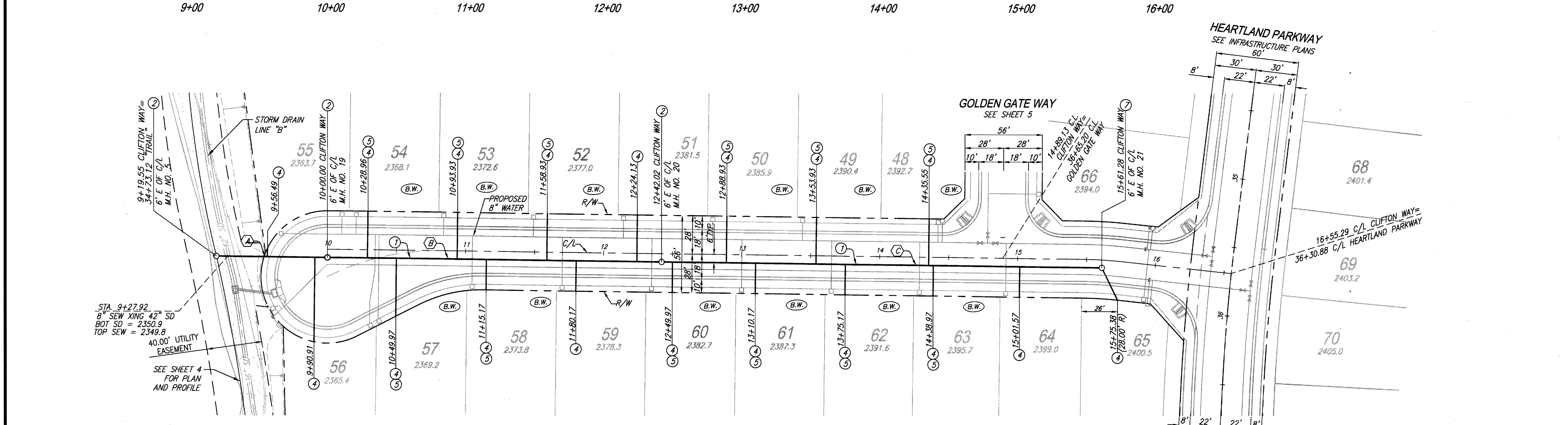


<p>Know what's below. Call before you dig.</p>	<p>BASIS OF BEARINGS: DESCRIPTION: THE BASIS OF COORDINATES FOR THIS MAP IS THE CALIFORNIA STATE PLANE COORDINATE SYSTEM, 1983, ZONE 6, BASED LOCALLY ON CONTROL STATIONS "REST" AND "RABBIT". BEARING: N 27°39'52" E</p>	<p>BENCHMARK: BENCHMARK ESTABLISHED BY THE COUNTY OF RIVERSIDE, 2.4 MILES WESTERLY ALONG U.S. HIGHWAY 60 FROM THE POST OFFICE AT BEAUMONT, RIVERSIDE COUNTY, AT A POINT WHERE THE HIGHWAY PASSES THROUGH A CUT, 97 FEET NORTH OF CENTERLINE OF THE OPPOSITE HIGHWAY ENGINEERS STATION 267/98; 16 FEET SOUTH OF THE NORTH RIGHT-OF-WAY FENCE, 16 FEET WEST OF RIGHT-OF-WAY FENCE CORNER, AND 18 FEET EAST OF POWER POLE #B26632. A STANDARD DISC, STAMPED "V 448 RESET 1935" AND SET IN THE TOP OF A CONCRETE POST PROJECTING 0.5 FEET ABOVE GROUND. STAMPED U-448-1955. ELEV. 2448.129</p>	<p>PREPARED BY:  Stantec 258641 Business Center Drive Redlands, CA 92374 909.335-6100 stantec.com</p>	<p>DESIGN BY: RM DRAWN BY: JB/SW/MT CHECKED BY: GB SCALE: AS NOTED DATE: 06/22/17 JOB NUMBER: 2042495810</p>	<p>REVIEWED BY:  Date: 6.29.17 RECOMMENDED FOR APPROVAL BY:  Date: 6.29.17 APPROVED BY:  Date: 7.13.17 DIRECTOR OF PUBLIC WORKS</p>	<p>CITY OF BEAUMONT, CALIFORNIA SEWER IMPROVEMENT PLANS TRACT 27971-3 STONEWALL PLACE STA: 9+13.62 TO STA: 14+49.89 GOLDEN GATE WAY STA: 32+00.00 TO STA: 35+87.20</p>	<p>SHEET 5 OF 7 SHEETS DRAWING NAME: 3108</p>
	<p>BY: [Signature] ENGINEER MARK: [Signature] REVISIONS DESCRIPTION: [Signature] CITY: [Signature]</p>	<p>DATE: 22 JUNE 2017 R.C.E. 57835</p>	<p>SEAL: </p>	<p>CITY OF BEAUMONT, PUBLIC WORKS DEPARTMENT ENGINEERING DIVISION FOR: RSI COMMUNITIES - HEARTLAND L.L.C.</p>			

PRELIMINARY NOT FOR CONSTRUCTION



PROFILE SCALE:  
HORIZ: 1"=40'  
VERT: 1"=4'



**CONSTRUCTION NOTES:**

- 1 INSTALL 8" PVC SEWER MAIN
- 2 INSTALL PRECAST 4' I.D. CONCRETE MANHOLE W/ CAST IRON MANHOLE COVER PER EMDW SB-53
- 4 INSTALL 4" PVC SEWER LATERAL PER EMDW SB-177
- 5 INSTALL 4" BACKFLOW PREVENTER (SPEARS EPDM-5475P OR CITY ENGINEER APPROVED EQUIVALENT)
- 7 INSTALL 4' I.D. TERMINUS MANHOLE PER EMDW STD. SB-58

PIPE DATA				
NO.	BEARING/DELTA	RADIUS	LENGTH	TANGENT
(A)	N19°10'34"E	---	76.45'	---
(B)	N19°10'34"E	---	238.02'	---
(C)	N19°10'34"E	---	314.97'	---

THE PRIVATE ENGINEER SIGNING THESE PLANS IS RESPONSIBLE FOR ASSURING THE ACCURACY AND ACCEPTABILITY OF THE DESIGN HEREON. IN THE EVENT OF DISCREPANCIES ARISING AFTER CITY APPROVAL OR DURING CONSTRUCTION, THE PRIVATE ENGINEER SHALL BE RESPONSIBLE FOR DETERMINING AN ACCEPTABLE SOLUTION AND REVISING THE PLANS FOR APPROVAL BY THE CITY.

**CLIFTON WAY**

**NOTE:**  
WORK CONTAINED WITHIN THESE PLANS SHALL NOT COMMENCE UNTIL AN ENCROACHMENT PERMIT AND/OR A GRADING PERMIT HAS BEEN ISSUED.

**NOTE:**  
SEE SEPARATE PLANS FOR CATCH BASIN, CONNECTOR PIPE AND STORM DRAIN SYSTEM DESIGN

**811**  
Know what's below.  
Call before you dig.

**BASIS OF BEARINGS:**  
DESCRIPTION: THE BASIS OF COORDINATES FOR THIS MAP IS THE CALIFORNIA STATE PLANE COORDINATE SYSTEM, 1983, ZONE 6, BASED LOCALLY ON CONTROL STATIONS "REST" AND "RABBIT".  
BEARING: N 27°39'52" E

**BENCHMARK:**  
BENCHMARK ESTABLISHED BY THE COUNTY OF RIVERSIDE, 2.4 MILES WESTERLY ALONG U.S. HIGHWAY 80 FROM THE POST OFFICE AT BEAUMONT, RIVERSIDE COUNTY, AT A POINT WHERE THE HIGHWAY PASSES THROUGH A CUT, 97 FEET NORTH OF CENTERLINE OF THE OPPOSITE HIGHWAY ENGINEERS STATION 267/88; 16 FEET SOUTH OF THE NORTH RIGHT-OF-WAY FENCE, 16 FEET WEST OF RIGHT-OF-WAY FENCE CORNER, AND 18 FEET EAST OF POWER POLE #28632. A STANDARD DISC, STAMPED "U 448 RESET 1955" AND SET IN THE TOP OF A CONCRETE POST PROJECTING 0.5 FEET ABOVE GROUND. STAMPED U-448-1955  
ELEV: 2448.129

BY	MARK	DESCRIPTION	APPR.	DATE
ENGINEER		REVISIONS		CITY

PREPARED BY: **Stantec**  
258641 Business Center Drive  
Redlands, CA 92374  
909.335-6120  
stantec.com

DESIGNED BY: **NEB ARAUJO**  
R.C.E. 57835  
22 JUN 2017

SEAL: **NEB ARAUJO**  
REGISTERED PROFESSIONAL ENGINEER  
No. 57835  
CIVIL  
STATE OF CALIFORNIA

DESIGN BY: RM  
DRAWN BY: JB/SW/MT  
CHECKED BY: GB  
SCALE: AS NOTED  
DATE: 06/22/17  
JOB NUMBER: 2042495810

Reviewed By: *[Signature]* Date: 6.29.17  
Recommended for Approval By: *[Signature]* Date: 6.29.17  
Approved By: *[Signature]* Date: 7.17.17  
Director of Public Works

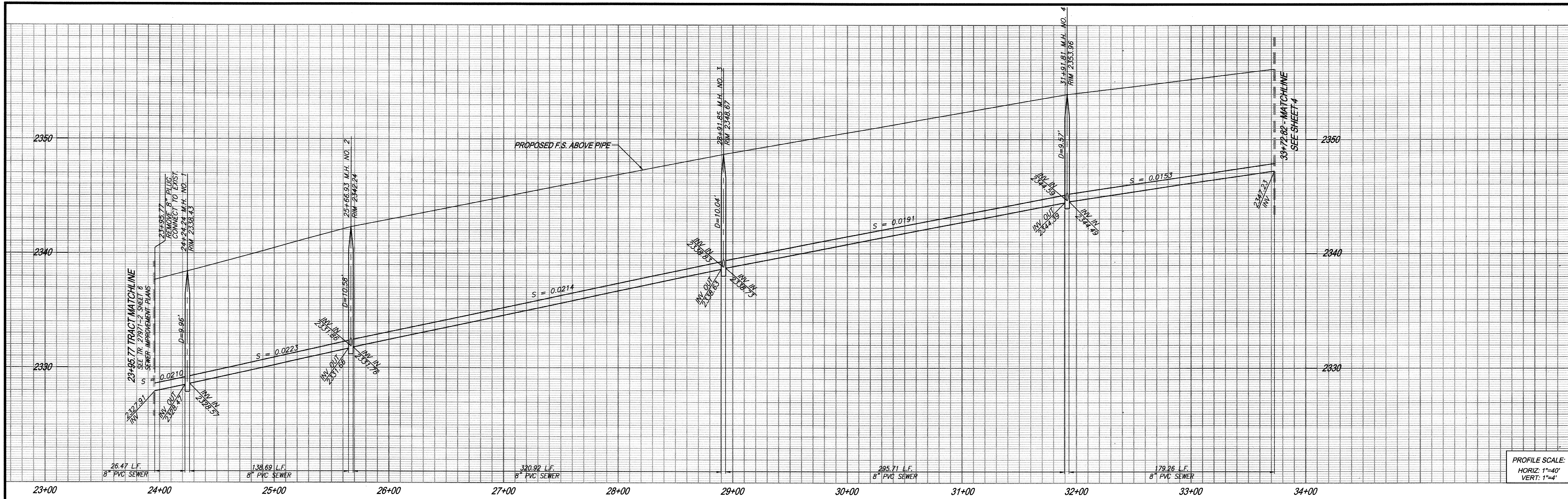
CITY OF BEAUMONT, PUBLIC WORKS DEPARTMENT  
ENGINEERING DIVISION

CITY OF BEAUMONT, CALIFORNIA  
SEWER IMPROVEMENT PLANS  
TRACT 27971-3  
**CLIFTON WAY**  
STA: 9+19.55 TO STA: 15+61.28

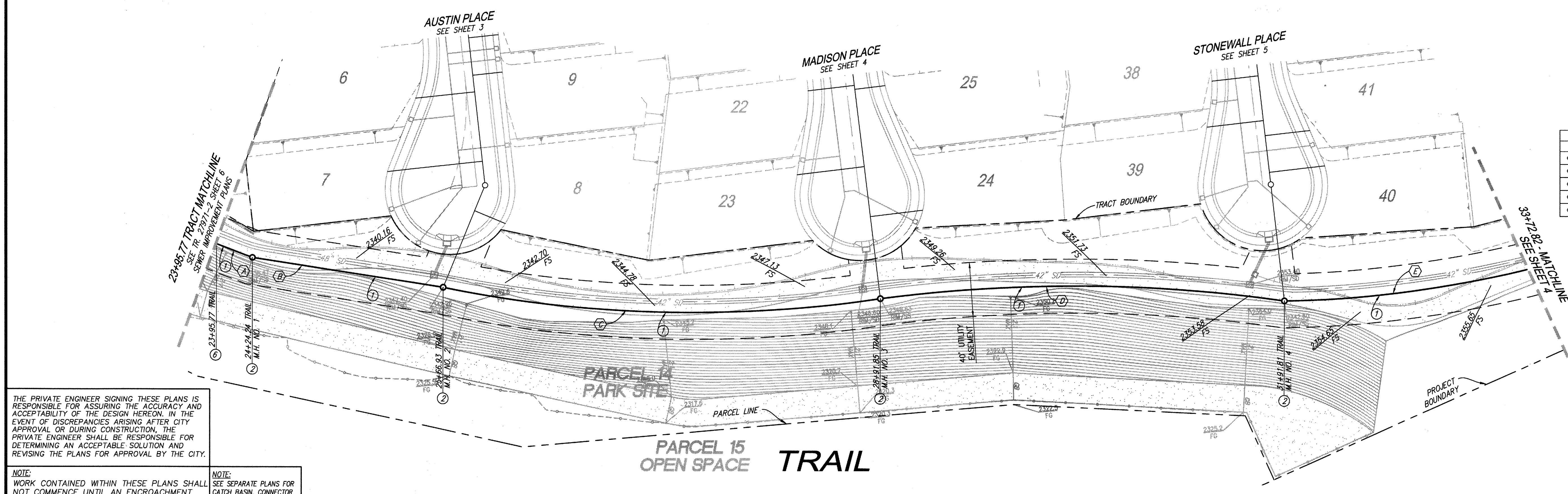
SHEET  
6  
OF 7 SHEETS  
DRAWING NAME:  
FILE NO.:  
3108

PRELIMINARY NOT FOR CONSTRUCTION





PROFILE SCALE:  
HORIZ: 1"=40'  
VERT: 1"=4'



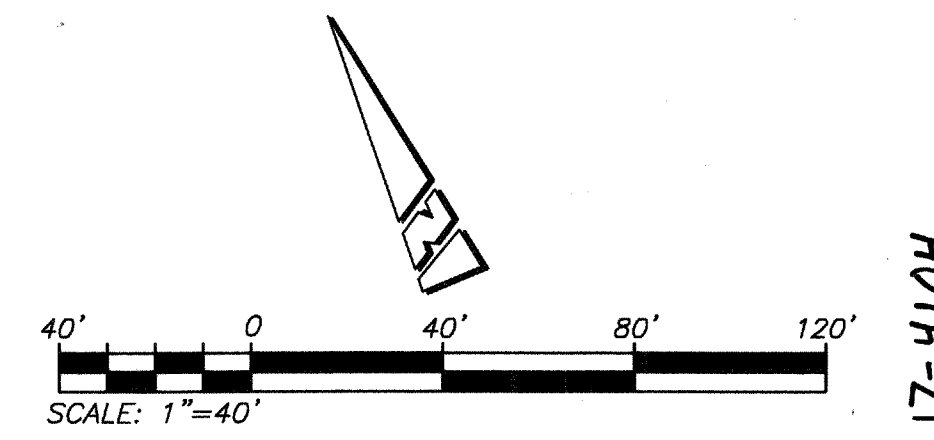
- CONSTRUCTION NOTES:**
- INSTALL 8" PVC SEWER MAIN
  - INSTALL PRECAST 4' I.D. CONCRETE MANHOLE W/ CAST IRON MANHOLE COVER PER EMDW SB-53
  - REMOVE 8" PLUG AND CONNECT TO 8" SEWER MAIN

PIPE DATA				
NO.	BEARING/Delta	RADIUS	LENGTH	TANGENT
A	N43°31'10"W	---	26.47'	---
B	N55°37'27"W	---	138.69'	---
C	19°39'39"	935.22'	320.92'	162.05'
D	15°20'26"	1104.46'	295.71'	148.74'
E	12°41'07"	809.67'	179.26'	90.00'

THE PRIVATE ENGINEER SIGNING THESE PLANS IS RESPONSIBLE FOR ASSURING THE ACCURACY AND ACCEPTABILITY OF THE DESIGN HEREON. IN THE EVENT OF DISCREPANCIES ARISING AFTER CITY APPROVAL OR DURING CONSTRUCTION, THE PRIVATE ENGINEER SHALL BE RESPONSIBLE FOR DETERMINING AN ACCEPTABLE SOLUTION AND REVISING THE PLANS FOR APPROVAL BY THE CITY.

NOTE: WORK CONTAINED WITHIN THESE PLANS SHALL NOT COMMENCE UNTIL AN ENCROACHMENT PERMIT AND/OR A GRADING PERMIT HAS BEEN ISSUED.

NOTE: SEE SEPARATE PLANS FOR CATCH BASIN, CONNECTOR PIPE AND STORM DRAIN SYSTEM DESIGN



<p>Know what's below. Call before you dig.</p>	<p><b>BASIS OF BEARINGS:</b> DESCRIPTION: THE BASIS OF COORDINATES FOR THIS MAP IS THE CALIFORNIA STATE PLANE COORDINATE SYSTEM, 1983, ZONE 6, BASED LOCALLY ON CONTROL STATIONS "REST" AND "RABBIT". BEARING: N 27°39'52" E</p>	<p><b>BENCHMARK:</b> BENCHMARK ESTABLISHED BY THE COUNTY OF RIVERSIDE, 2.4 MILES WESTERLY ALONG U.S. HIGHWAY 80 FROM THE POST OFFICE AT BEAUMONT, RIVERSIDE COUNTY, AT A POINT WHERE THE HIGHWAY PASSES THROUGH A CUT, 97 FEET NORTH OF CENTERLINE OF THE OPPOSITE HIGHWAY ENGINEERS STATION 267/98, 16 FEET SOUTH OF THE NORTH RIGHT-OF-WAY FENCE, 16 FEET WEST OF RIGHT-OF-WAY FENCE CORNER, AND 18 FEET EAST OF POWER POLE #826632. A STANDARD DISC, STAMPED "U 448 RESET 1955" AND SET IN THE TOP OF A CONCRETE POST PROJECTING 0.5 FEET ABOVE GROUND. STAMPED L-448-1955 ELEV: 2448.129</p>	<p>PREPARED BY:  Stantec 2584-F Business Center Drive Redlands, CA 92374 909.335-6120 stantec.com</p>	<p>DESIGN BY: RM DRAWN BY: JB/SW/MT CHECKED BY: GB SCALE: AS NOTED DATE: 06/22/17 JOB NUMBER: 2042495810</p>	<p>Reviewed By:  Date: 6.29.17 Recommended for Approval By:  Date: 6.29.17 Approved By:  Director of Public Works Date: 7.17.17</p>	<p>CITY OF BEAUMONT, CALIFORNIA SEWER IMPROVEMENT PLANS TRACT 27971-3 TRAIL STA: 23+95.77 TO STA: 33+72.82</p>	<p>SHEET 7 OF 7 SHEETS DRAWING NAME: FILE NO.: 3108</p>
			<p>BY MARK DESCRIPTION APPR. DATE</p> <p>ENGINEER REVISIONS CITY</p>	<p>SEAL REGISTERED PROFESSIONAL ENGINEER NED J. ARAUJO No. 57835 CIVIL STATE OF CALIFORNIA</p>	<p>CITY OF BEAUMONT ENGINEERING DIVISION</p>	<p>FOR: RSI COMMUNITIES - HEARTLAND L.L.C.</p>	

PRELIMINARY NOT FOR CONSTRUCTION

17-4104

CITY OF BEAUMONT PUBLIC WORKS DEPARTMENT  
CONSTRUCTION COST WORKSHEET

PARCEL MAP OR TRACT NO.: Tract 27971-3 Street, Storm Drain, and Sewer  
DATE: 14-Jul-17

PP, CUP NO.: \_\_\_\_\_ BY: \_\_\_\_\_, P.E.

IMPROVEMENTS	FAITHFUL PERFORMANCE	100%
	LABOR & MATERIALS SECURITY	100%
Construction Costs)		
Streets/Drainage	\$	856,477.22
Sewer	\$	325,220.00
Total	\$	1,181,697.22
Warranty Retention (22.5%)	\$	265,881.87
Street/Drainage Plan Check Fees =	\$	17,129.54
Sewer Plan Check Fees =	\$	8,130.50
Street Inspection Fees =	\$	25,694.32
Sewer Inspection Fees =	\$	13,008.80

DESIGN ENGINEERS CALCULATIONS OF IMPROVEMENT BONDING COSTS

Construction items and their quantities as shown on attached sheets are accurate for the improvements required to construct the above project and the mathematical extensions using City's unit costs are accurate for determining bonding, plan check and inspection costs.

Above amounts do  include additional 20% for recordation prior to having signed plans

Above amounts do not  include additional 20% for recordation prior to having signed plans

[Signature]  
Engineer's Signature

17 JULY 2017  
Date

NED J. ARAUJO, P.E.  
Name typed or printed



Civil Engineer's Stamp

FORM \$ UNIT COSTS REVISED 01/02/2017

\*\*\*\*\*PLEASE READ INSTRUCTIONS BELOW\*\*\*\*\*

- Quantities to be taken from improvement plans, Unit costs to be as provided on "City of Beaumont Construction Cost Worksheet".
- Show Bond Amounts to the nearest \$500.
- For construction items not covered by the Construction Cost Worksheet", Design Engineer is to provide his opinion of construction cost and use of that cost. If City of Beaumont unit costs are determined to be too low in the opinion of the Design Engineer, the higher costs as provided by the Design Engineer should be used.



# Punch List

Project Name: PW2021-0752

Project Number: TR

Inspected By:

Sergio Briseno

Page: 1 of 1

Date:

11/26/21

Item No.	Description	Completed by Construction (Sign/Date)	Accepted by (Sign/Date)
1	Bond execution for PW2021-0752 is a		
	pass, no issues were found.		

[COMPANY NAME]