



Beaumont City Council **COVID-19 City Staff Report**

REGULAR CITY COUNCIL MEETING | 1/19/2021

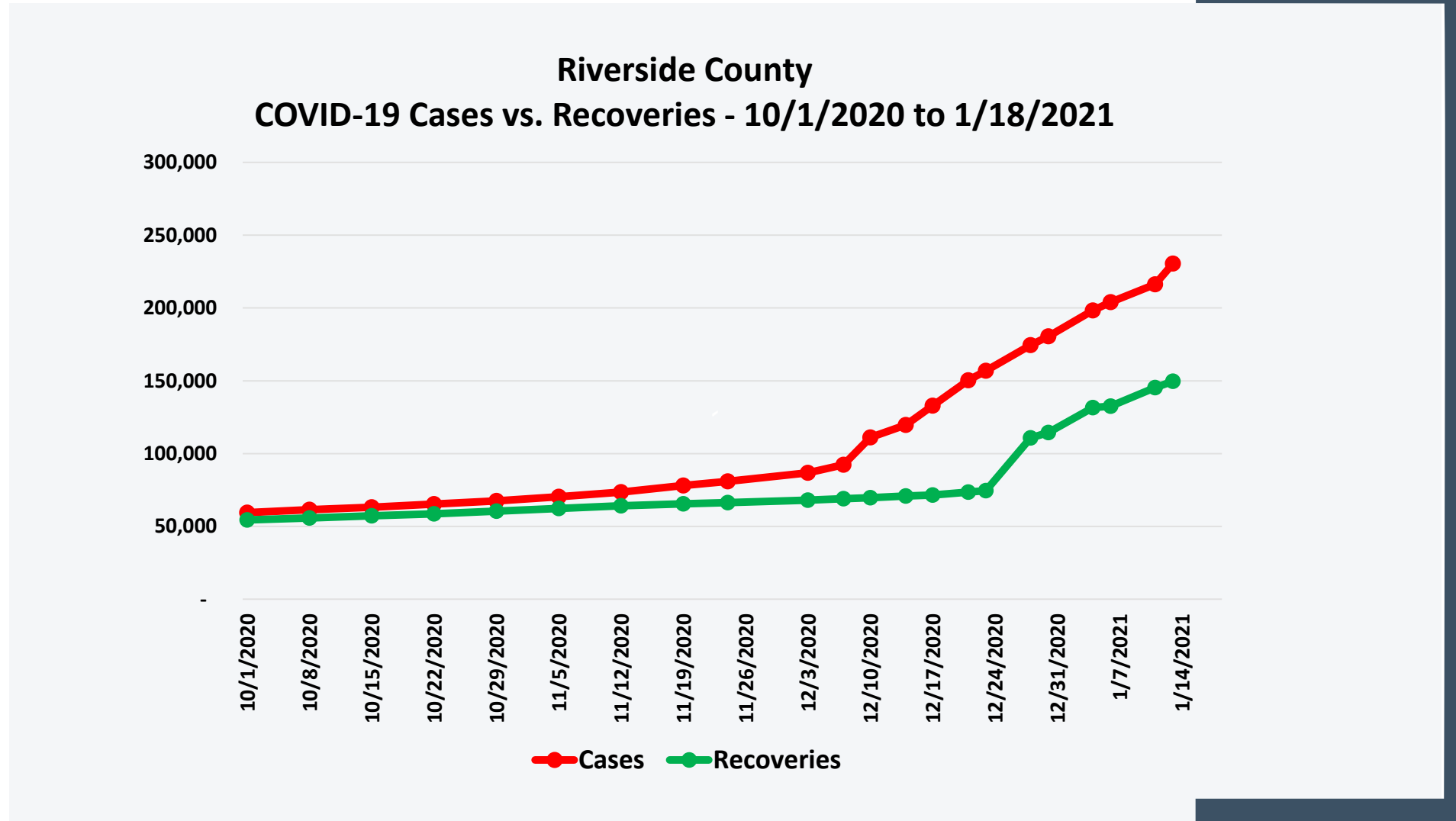


Presentation **INFORMATION**

- **Riverside County Trends**
 - October 1, 2020 thru January 18, 2021
 - COVID-19 Cases vs. Recoveries
 - COVID-19 Deaths
 - Hospital Capacity
- **Riverside County – District 5 Status**
 - Snapshot – January 10, 2021
- **Operation RivCo Shield**
 - Riverside County Vaccination Program
- **Legal Review – Legal Challenge to State COVID-19 Restrictions**
 - San Bernardino County Lawsuit Against Governor Newsom

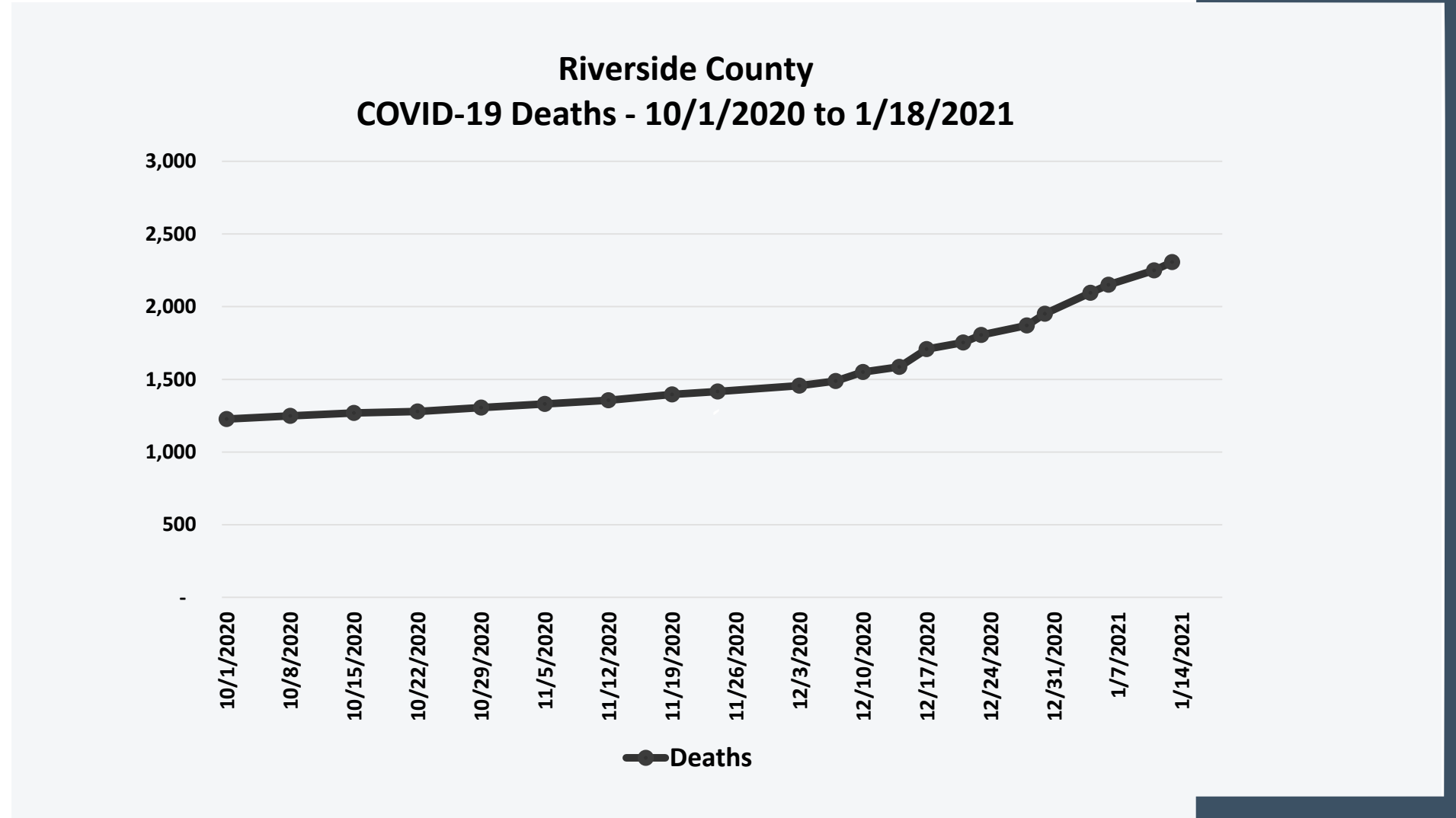


Riverside County Trends





Riverside County TRENDS





Riverside County TRENDS

COVID-19 ICU hospitalized patients in Riverside

Hospitalized

ICU

361 COVID-19 ICU hospitalized patients
-15 patients
4.0% decrease from prior day



ICU beds in Riverside

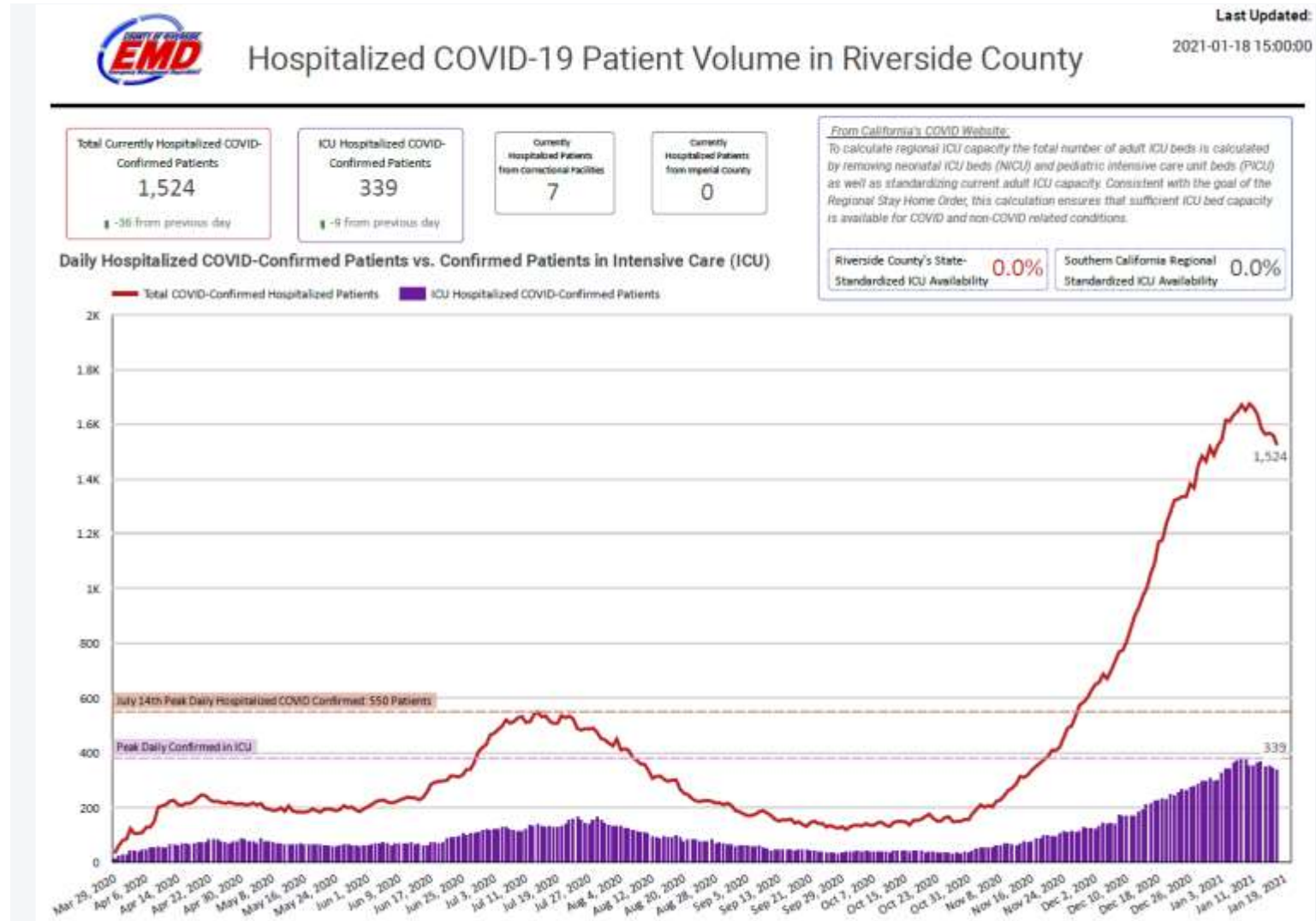
13 ICU beds available
2 increase from prior day



SOURCE: State of California, January 15, 2021



Riverside County TRENDS



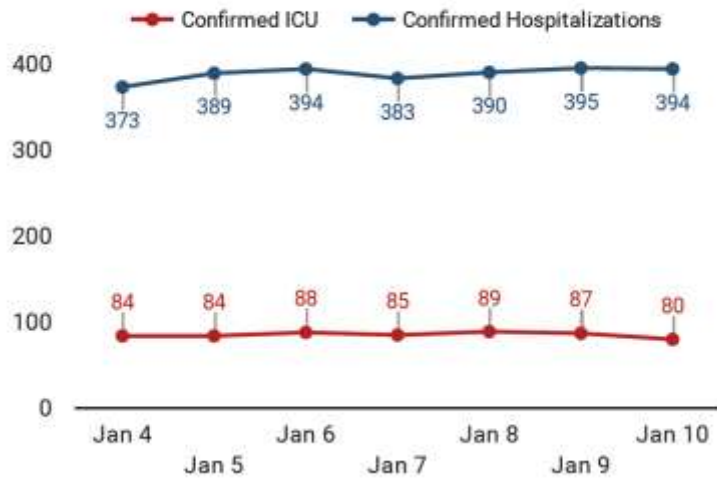
Data source: State COVID Tracker Data. *Total COVID-Confirmed Hospitalized Patients* metric includes patients within the ICU. Specific dates with known errors in the State Data have been corrected in the local copy of this data.



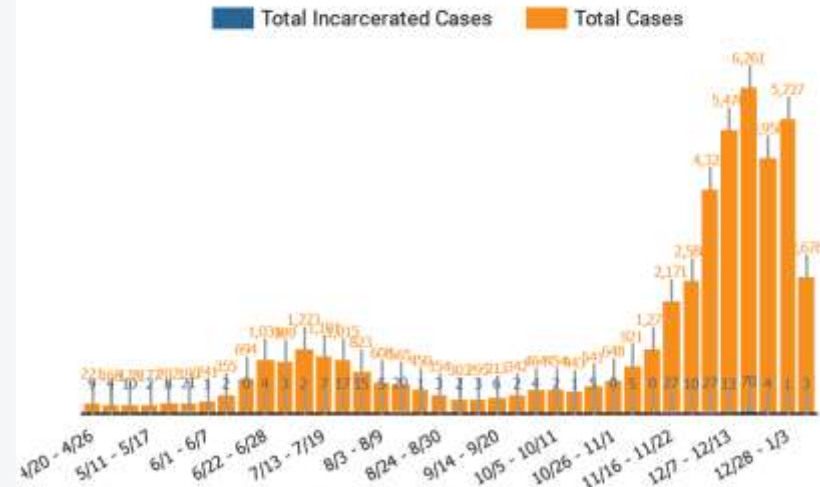
District 5 STATUS

TOTAL CASES 51,784 Incarcerated = 436	NEW WEEKLY CASES 5,727 Incarcerated = 1 <i>*Includes 7-day lag</i>	TOTAL DEATHS 474 Incarcerated = 1	NEW WEEKLY DEATHS 19 Incarcerated = 0 <i>*Includes 7-day lag</i>	DOUBLING TIME 30.3 (7-day average) <i>*Does not include incarcerated</i>
---	---	---	---	---

COVID-19 Daily ICU/Hospitalizations



COVID-19 Cases by Week

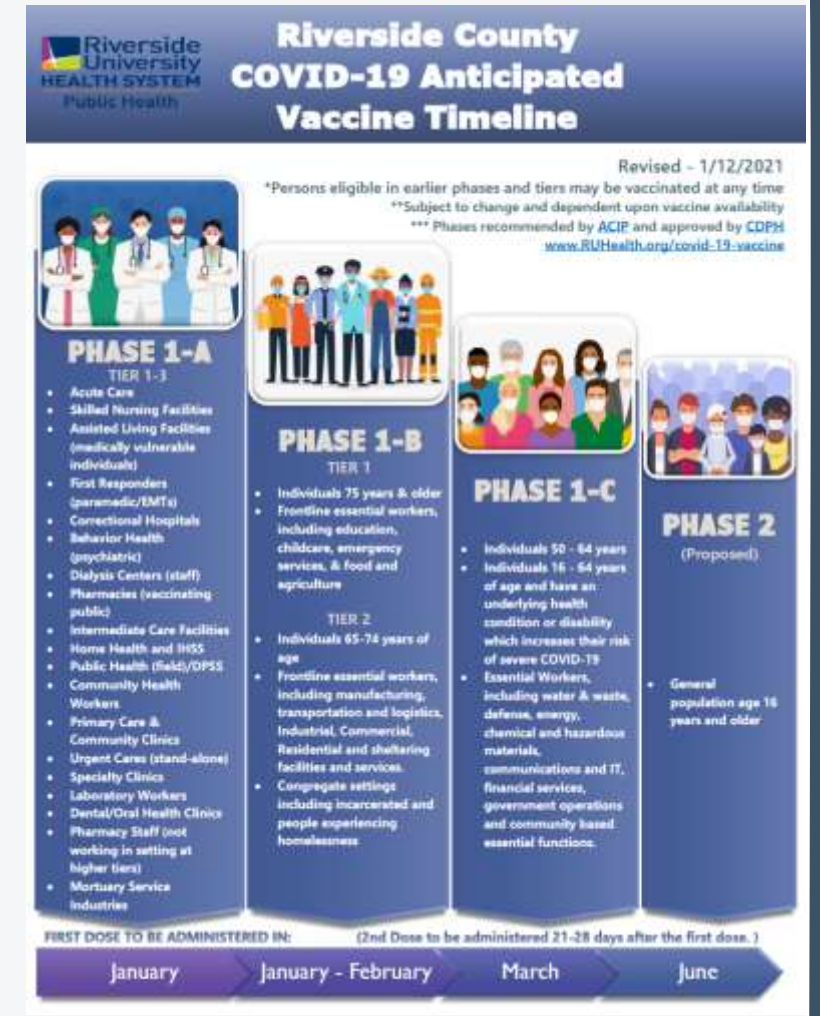


Total Tests	Positivity Rate (Overall)	Total Tests per Capita	New Tests (Weekly)	Positivity Rate (Weekly)
378,923	15.7%	770.3 <i>(tests/1,000 people)</i>	26,050	27.2%



Riverside County VACCINATIONS

- **Operation RivCO Shield**
 - County-wide vaccination effort (Phased)
 - Vaccinate 2.1 million people
 - Vaccination Centers throughout Riverside County
- **Who Gets Vaccinated?**
 - Phases 1A and 1B
 - General population 65+ years of age
 - **Appointments Required**
 - www.RUHealth.org/covid-19-vaccine
- **Current Vaccination Levels**
 - 210,575 Doses Allocated
 - 157,775 Doses Received





Legal Challenges **STATUS**

**Update on Recent Litigation Challenging
COVID-19 Restrictions**



Sources of **INFORMATION**

GENERAL COVID-19 INFORMATION:

www.rivcoph.org/coronavirus

COVID-19 VACCINATION INFORMATION
& SCHEDULING APPOINTMENT:

www.ruhealth.org/covid-19-vaccine



City Council discussion and direction
to City Manager and City Attorney.