

GENERAL NOTES:

- ALL MEANS OF EGRESS WINDOWS MUST COMPLY WITH SECTION R-310.2 OF THE 2018 IRC
- ALL EXTERIOR WINDOWS/OPENINGS MUST COMPLY WITH SECTION R-301.2.1.2 OF THE 2018 IRC
- FACILITY BUILT FIREPLACES SHALL BE LISTED IN ACCORDANCE WITH THE UL 127 AS PER ARTICLE R1004.1 OF THE 2015 IRC
- WINDOWS IN HAZARDOUS LOCATIONS (OVER BATHTUBS) MUST BE TEMPERED AND COMPLY WITH ARTICLE R308.4 OF THE 2015 IRC
- RESIDENCE MUST COMPLY WITH FOLLOWING INSULATION REQUIREMENTS AS PER TABLE N1102.1 OF THE 2015 IRC.  
CEILINGS: R-30 MIN, WALLS: R-13 MIN, FLOORS: R-11.
- FENESTRATION U-FACTOR (.75)
- SOLAR HEAT GAIN COEFFICIENT (.40)
- NEED "CITY STAMPED" APPROVED PLANS ON SITE FOR ALL INSPECTIONS
- NEED PROOF OF TERMITE TREATMENT BEFORE SLAB AND FOOTING INSPECTION
- CONTRACTOR SHALL BE RESPONSIBLE FOR MAINTAINING PROPER DRAINAGE, JOBSITE CLEANUP, STREET CLEANING, CONSTRUCTION ENTRANCE AND SILT FENCING WHERE REQUIRED ON A DAILY BASIS
- MUST CALL FOR STRAPPING AND OR CLIP INSPECTIONS BEFORE CLAD COVERING

HOME SQUAREFOOTAGE

|                 |      |
|-----------------|------|
| LIVING          | 2361 |
| FRONT PORCH     | 120  |
| PORTICO         | 300  |
| REAR PORCH      | 575  |
| HOME UNDER BEAM | 3356 |

GARAGE / POOL HOUSE SQFTG

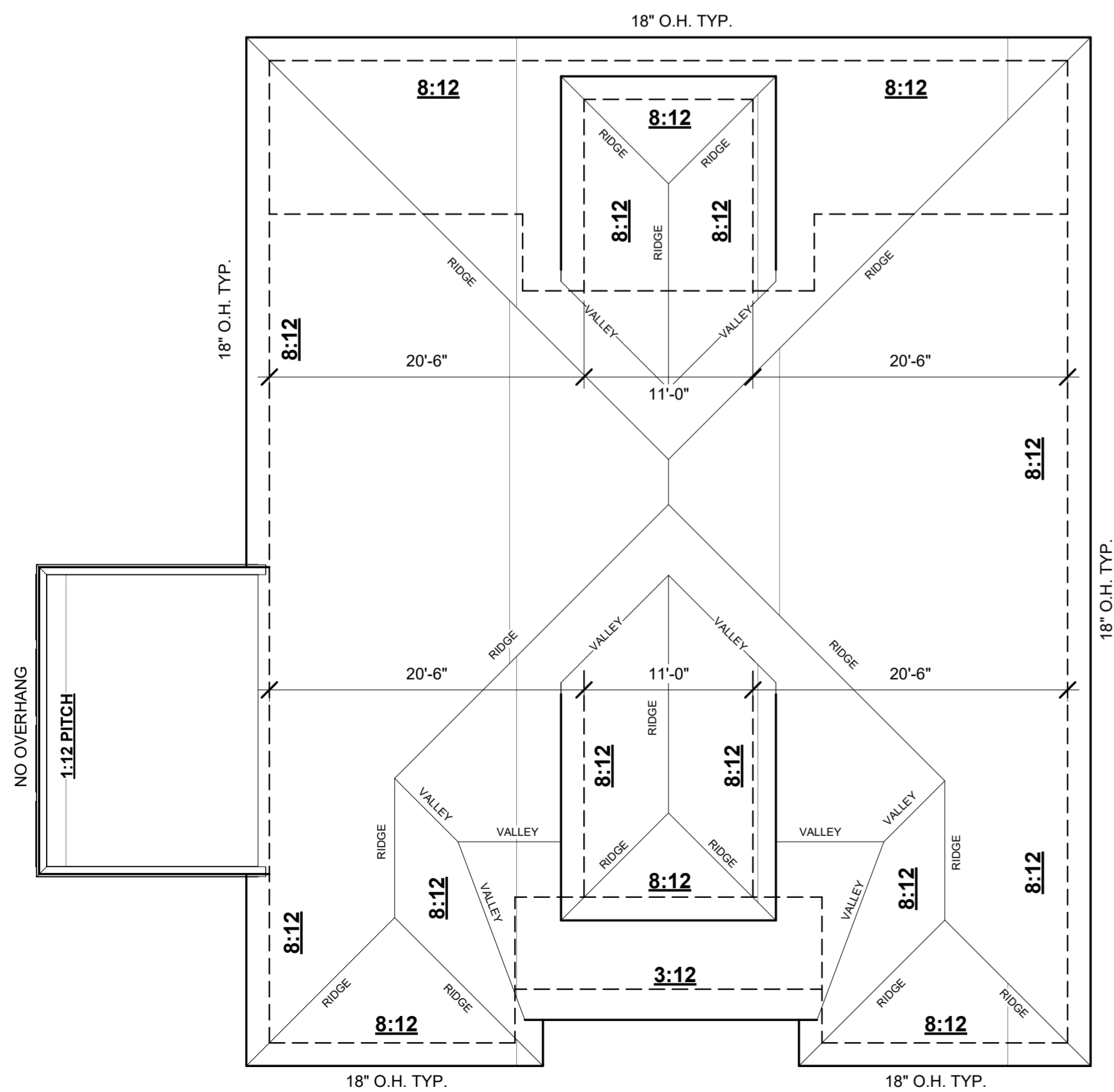
|                          |      |
|--------------------------|------|
| <50% OF HOME (1678 SQFT) |      |
| GARAGE                   | 900  |
| POOL HOUSE               | 631  |
| UNDER BEAM               | 1531 |

ZONE R-1: LOW DENSITY SINGLE FAMILY RESIDENTIAL  
 MAX COVERAGE: 45%  
 ACCESSORY DWELLING CANNOT EXCEED 50% AREA OF PRIMARY STRUCTURE  
 LOT SQFTG  
 --- CITY DOCS: 18,539.1 SQFT  
 --- MY CALCS: 17,411.0 SQFT

GARAGE: ACCESSORY STRUCTURE  
 POOL HOUSE: SECONDARY DWELLING  
 TOTAL HOME/GARAGE SQFTG 4952  
 LOT COVERAGE ~28%

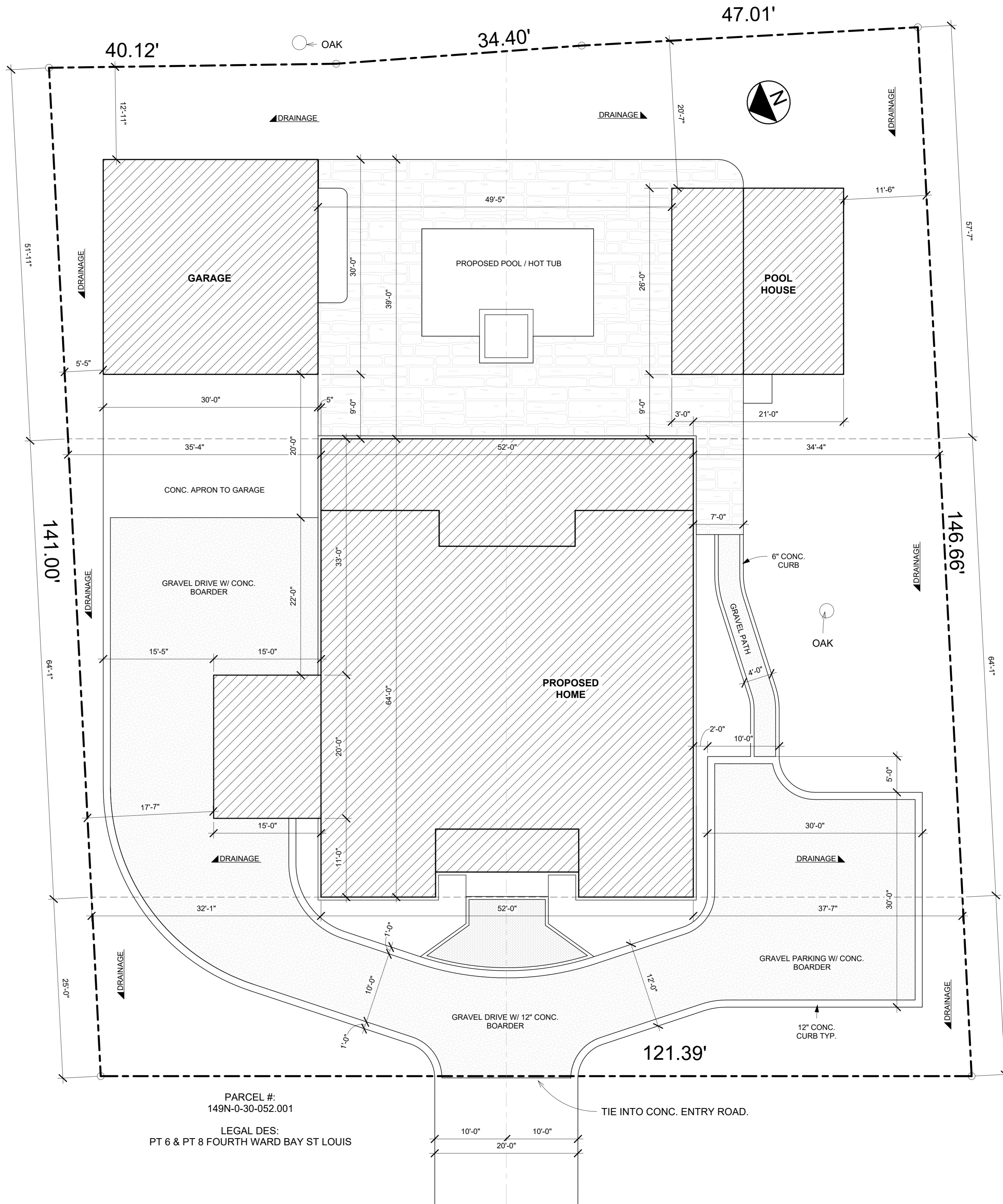
2 ROOF PLAN

1/8" = 1'-0"



1 SITE PLAN

1/8" = 1'-0"



PARCEL #: 149N-0-30-052.001  
 LEGAL DES: PT 6 & PT 8 FOURTH WARD BAY ST LOUIS



504-452-6974  
 2107 Nicholson Avenue, Suite B  
 Waveland, MS 39576  
<https://benfatticonstruction.com/>

NOTES: © BENFATTI CONSTRUCTION LLC 2023  
 NO REPRODUCTION OR OTHER USE OF THIS DRAWING OR ITS CONTENTS IS PERMITTED WITHOUT WRITTEN CONSENT OF LEGAL OWNER.  
 THESE PLANS HAVE BEEN PREPARED TO THE BEST OF OUR ABILITIES, HOWEVER IT IS THE RESPONSIBILITY OF THE BUILDING CONTRACTOR TO VERIFY THEIR ACCURACY

**BONNER RESIDENCE**  
 703 HANCOCK STREET, BSL, MS 39520  
 THOM & DEVIN BONNER

REVISIONS

| NO. | DESCRIPTION | DATE |
|-----|-------------|------|
|     |             |      |
|     |             |      |
|     |             |      |
|     |             |      |
|     |             |      |

BONNER RESIDENCE

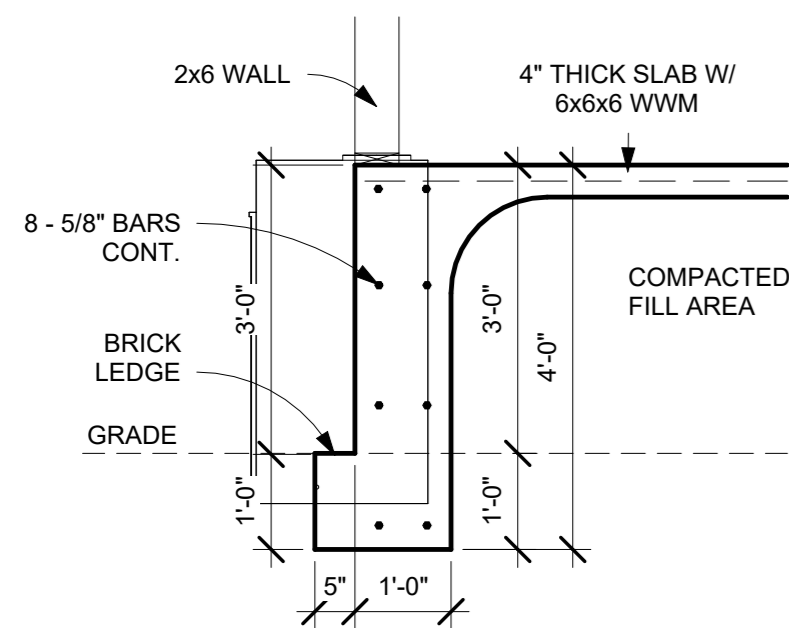
SITE

LIVING AREA: 2887 SQFT  
 UNDER BEAM: 5082 SQFT

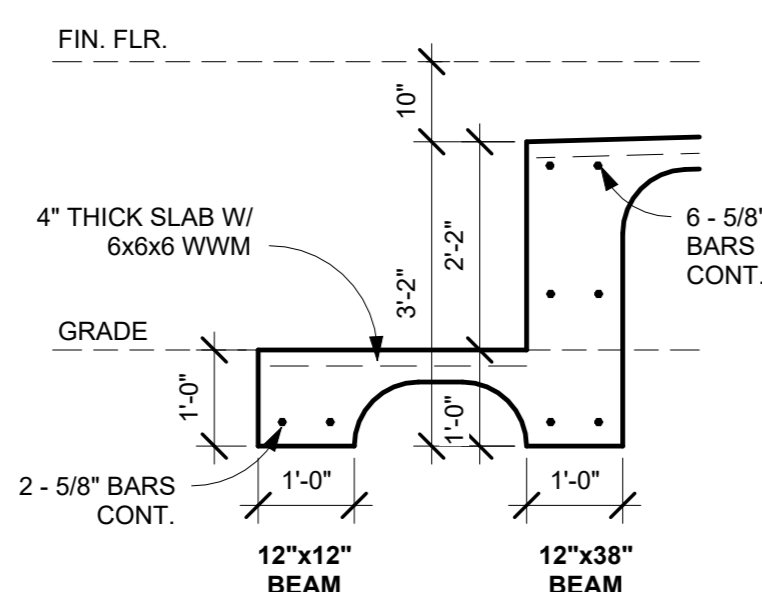
1 of 15

SCALE: 1/8" = 1'-0"  
 DRWN BY: COLT LEE DATE: 05/02/25

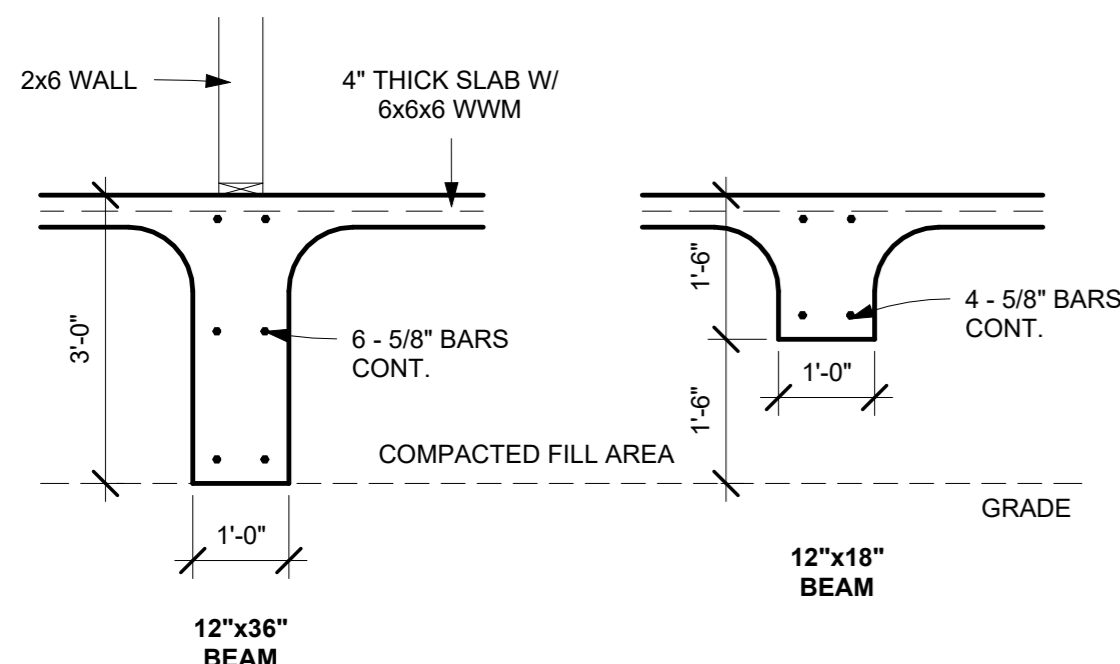
**2 12"x48" BEAM**  
1/2" = 1'-0"



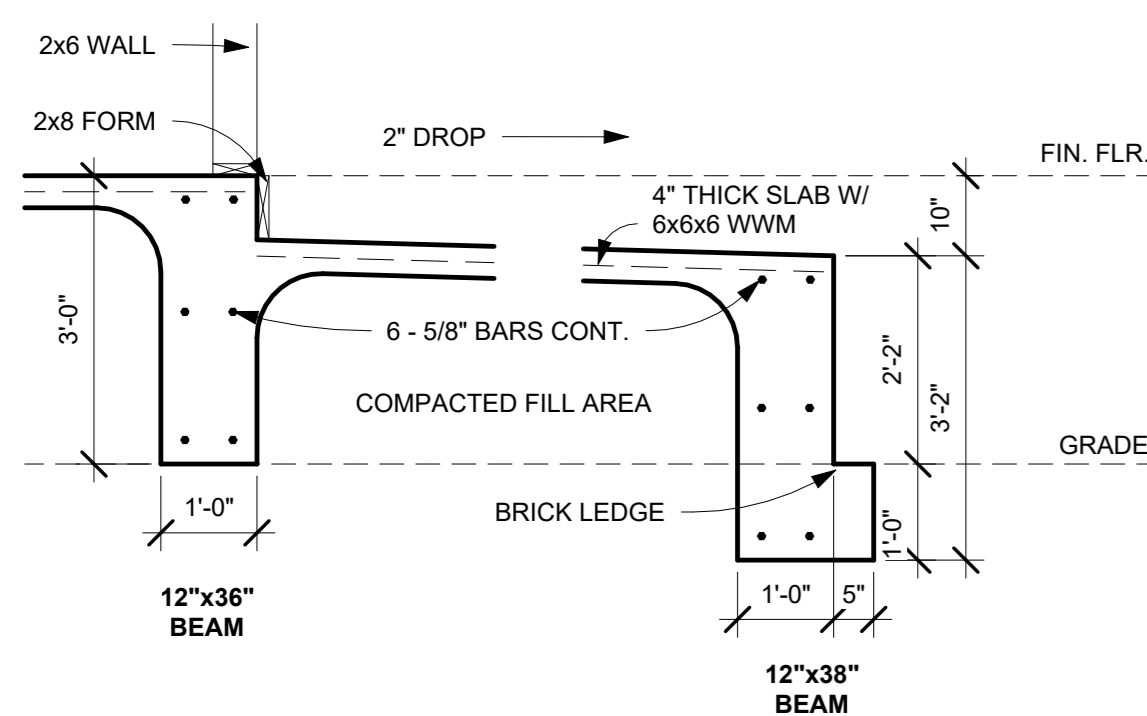
**3 STEP PAD BEAMS**  
1/2" = 1'-0"



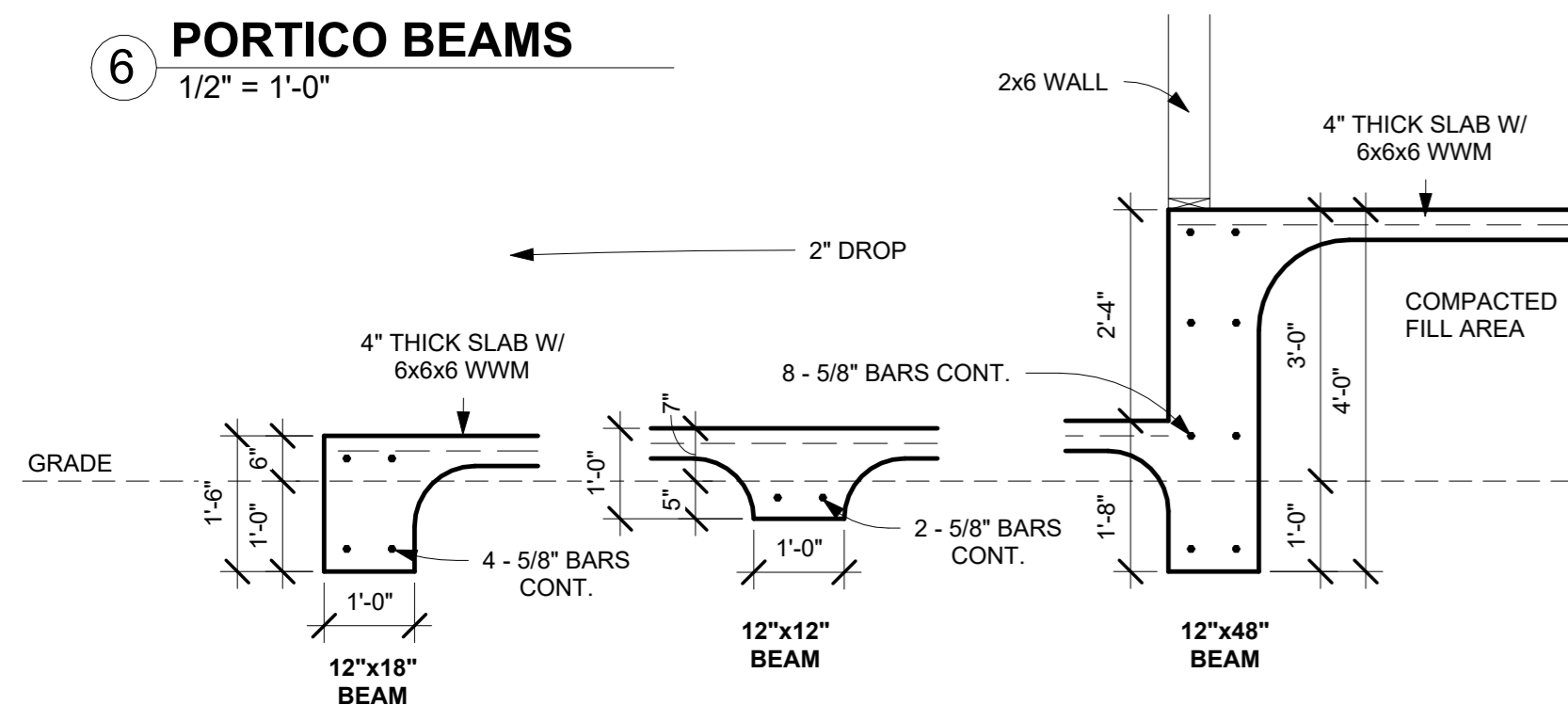
**4 INTERIOR BEAMS**  
1/2" = 1'-0"



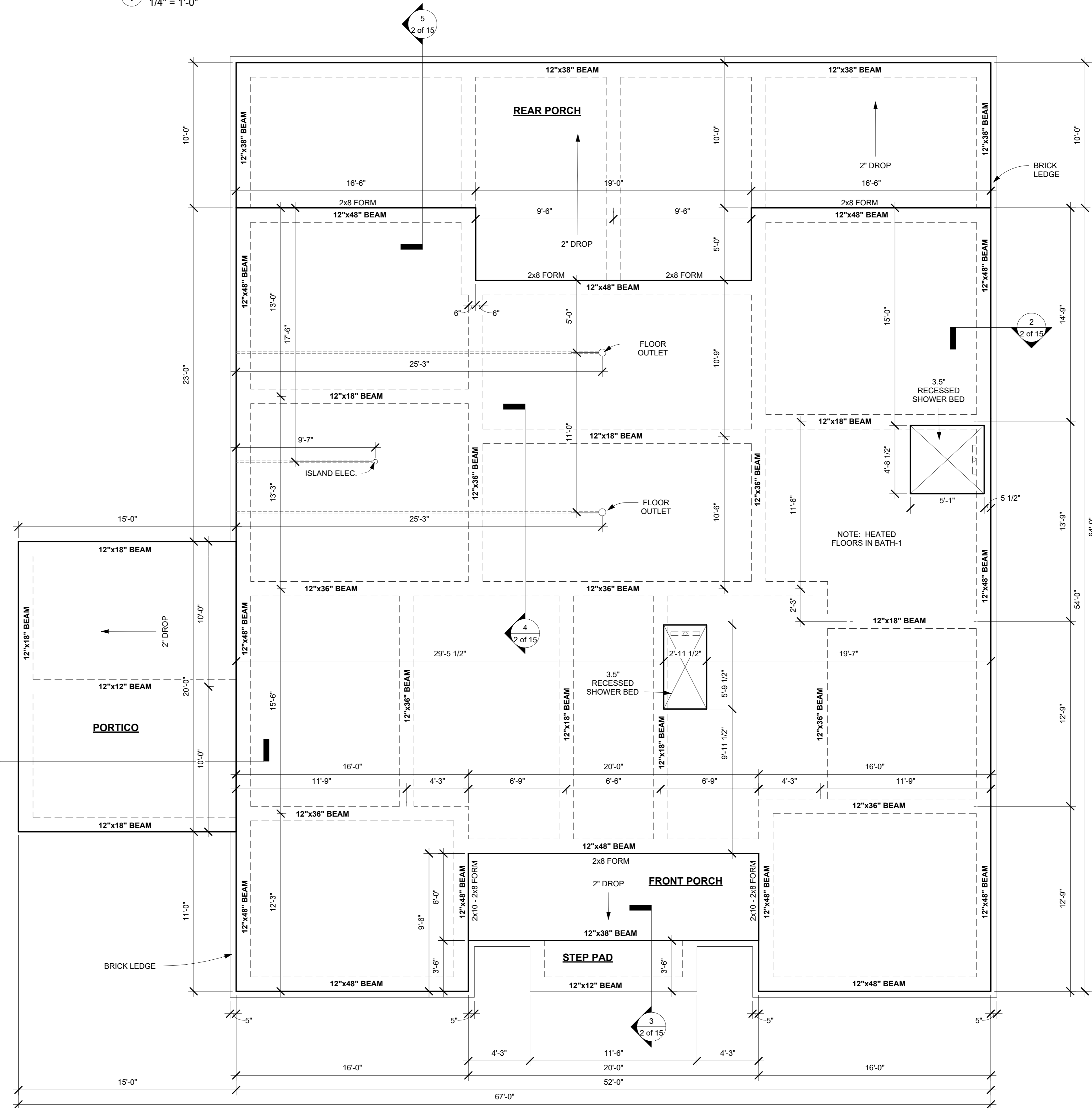
**5 TYP. PORCH BEAMS**  
1/2" = 1'-0"



**6 PORTICO BEAMS**  
1/2" = 1'-0"



**1 SLAB PLAN - HOME**  
1/4" = 1'-0"



ALL EXTERIOR FOOTINGS MUST BE A MINIMUM OF 12" BELOW UNDISTURBED SOIL  
ALL STRUCTURAL STEEL MUST BE PROPERLY PLACED, SPACED, SUPPORTED AND INSPECTED  
BEFORE POURING CONCRETE INCLUDE ANCHOR BOLTS, STRAPS, WIRE MESH, VISQUEEN ETC.



504-452-6974  
2107 Nicholson Avenue, Suite B  
Waveland, MS 39576  
<https://benfatticonstruction.com/>

NOTES: © BENFATTI CONSTRUCTION LLC 2023  
NO REPRODUCTION OR OTHER USE OF THIS DRAWING OR ITS CONTENTS IS PERMITTED WITHOUT WRITTEN CONSENT OF LEGAL OWNER.  
THESE PLANS HAVE BEEN PREPARED TO THE BEST OF OUR ABILITIES, HOWEVER IT IS THE RESPONSIBILITY OF THE BUILDING CONTRACTOR TO VERIFY THEIR ACCURACY

**BONNER RESIDENCE**  
703 HANCOCK STREET, BSL, MS 39520  
THOM & DEVIN BONNER

**REVISIONS**

| NO. | DESCRIPTION | DATE |
|-----|-------------|------|
|     |             |      |
|     |             |      |
|     |             |      |
|     |             |      |
|     |             |      |

**BONNER RESIDENCE**

**FOUNDATION**

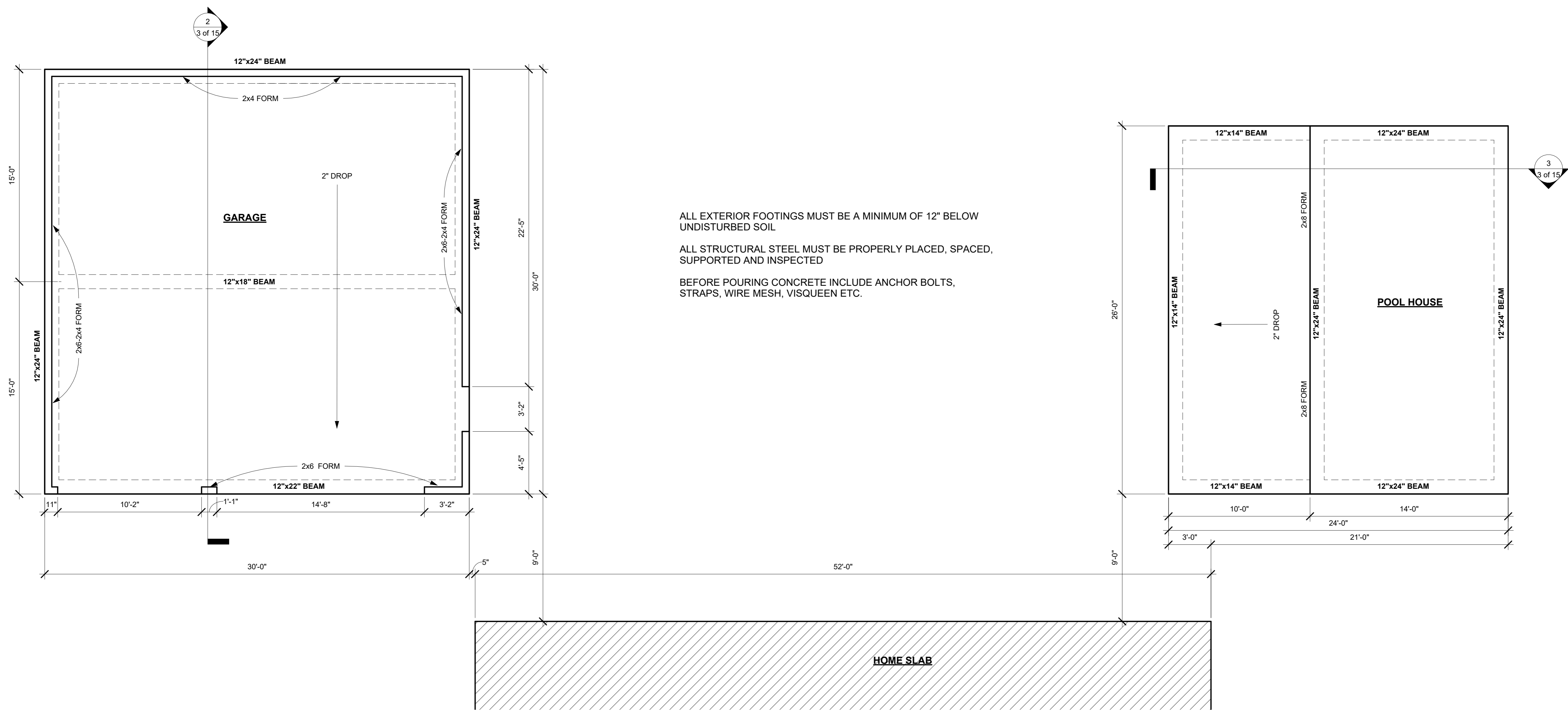
LIVING AREA: 2887 SQFT  
UNDER BEAM: 5082 SQFT

**2 of 15**

SCALE: As indicated  
DRWN BY: COLT LEE DATE: 05/02/25

**SLAB PLAN - GARAGE / POOL HOUSE**

1  
1/4" = 1'-0"



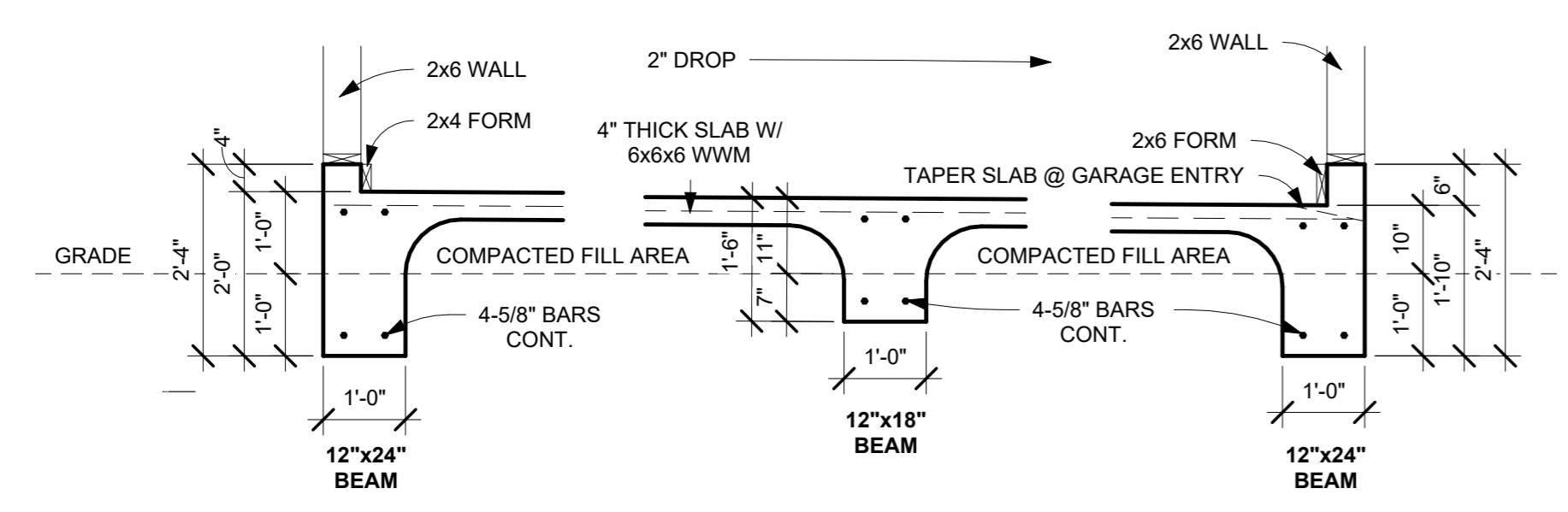
ALL EXTERIOR FOOTINGS MUST BE A MINIMUM OF 12" BELOW UNDISTURBED SOIL

ALL STRUCTURAL STEEL MUST BE PROPERLY PLACED, SPACED, SUPPORTED AND INSPECTED

BEFORE POURING CONCRETE INCLUDE ANCHOR BOLTS, STRAPS, WIRE MESH, VISQUEEN ETC.

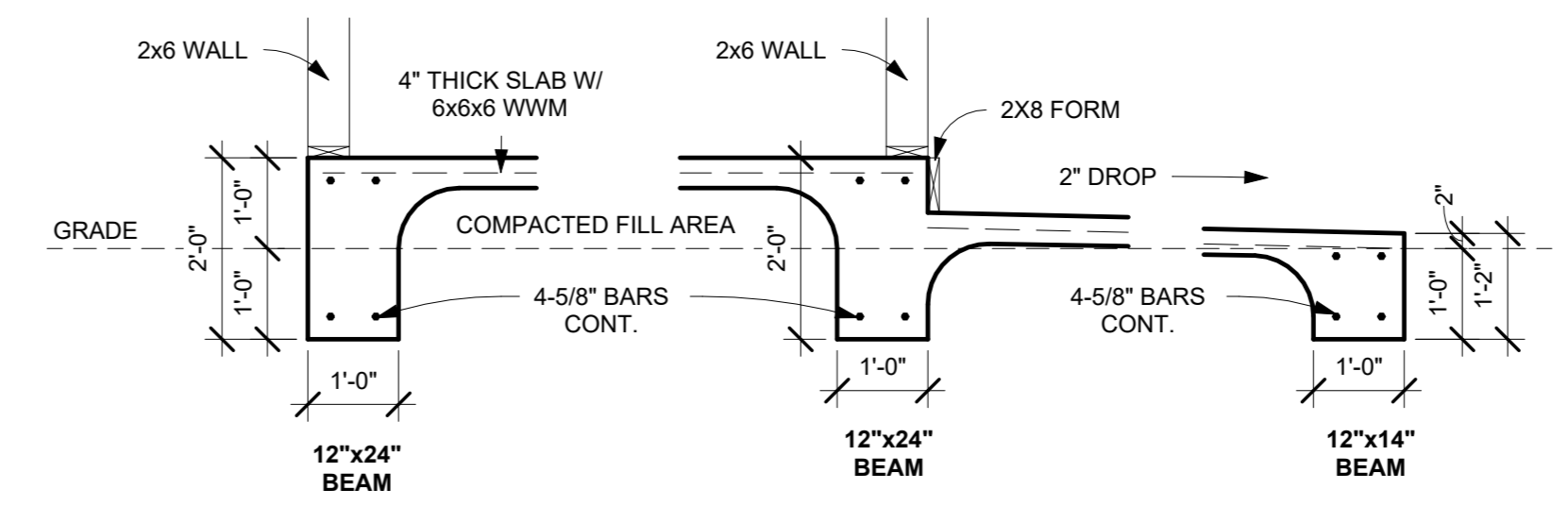
**2 GARAGE FOUNDATION SECTIONS**

1/2" = 1'-0"



**3 POOL HOUSE FOUNDATION SECTIONS**

1/2" = 1'-0"



NOTES: © BENFATTI CONSTRUCTION LLC 2023  
NO REPRODUCTION OR OTHER USE OF THIS DRAWING OR ITS CONTENTS IS PERMITTED WITHOUT WRITTEN CONSENT OF LEGAL OWNER.

THESE PLANS HAVE BEEN PREPARED TO THE BEST OF OUR ABILITIES, HOWEVER IT IS THE RESPONSIBILITY OF THE BUILDING CONTRACTOR TO VERIFY THEIR ACCURACY

**BONNER RESIDENCE**  
703 HANCOCK STREET, BSL, MS 39520  
THOM & DEVIN BONNER

**REVISIONS**

| NO. | DESCRIPTION | DATE |
|-----|-------------|------|
|     |             |      |
|     |             |      |
|     |             |      |
|     |             |      |
|     |             |      |
|     |             |      |

**BONNER RESIDENCE**

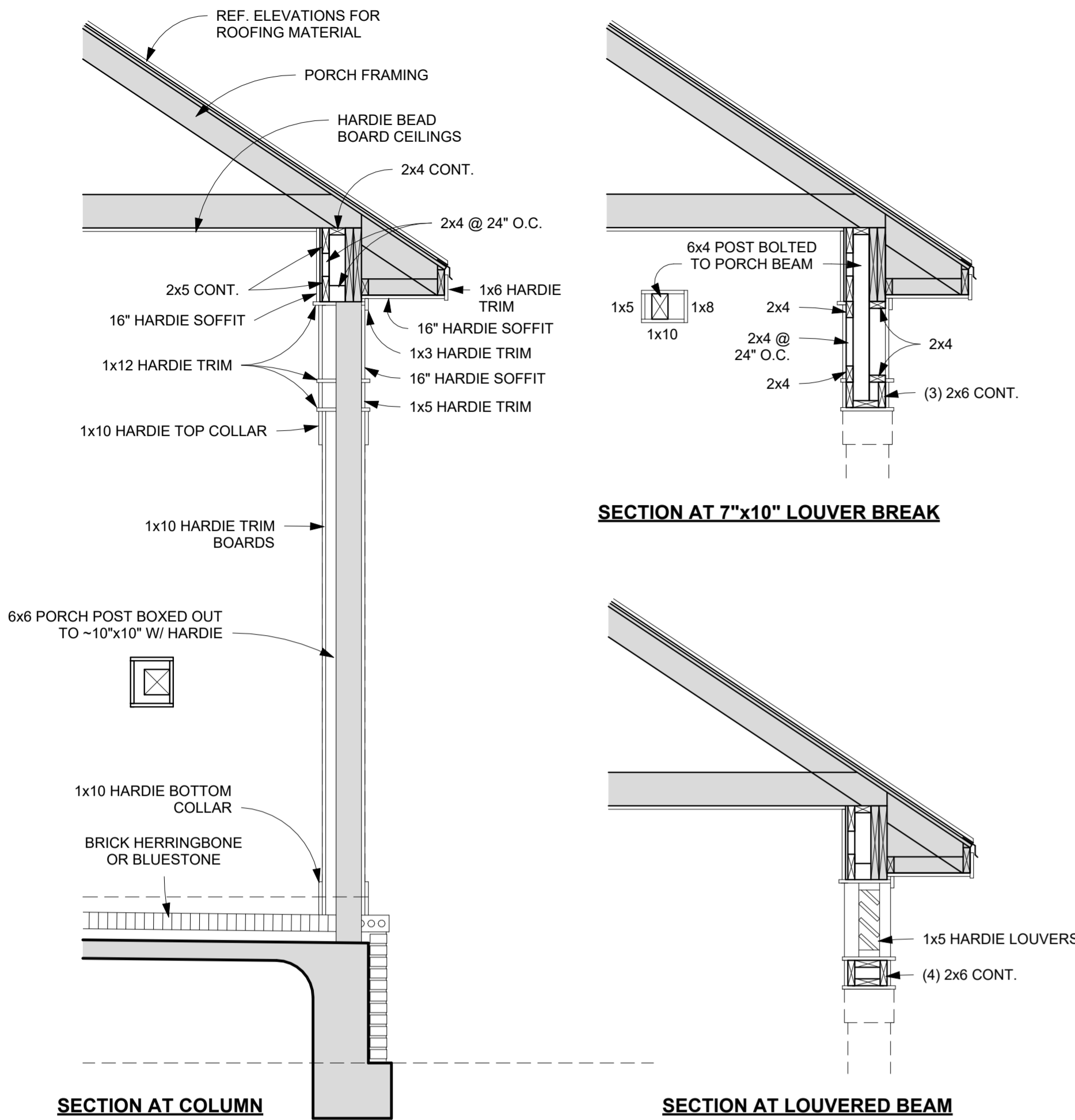
**FOUNDATION**

LIVING AREA: 2887 SQFT  
UNDER BEAM: 5082 SQFT

3 of 15

SCALE: As indicated  
DRWN BY: COLT LEE | DATE: 05/02/25

**3 PORCH BEAM CLADDING**  
1/2" = 1'-0"



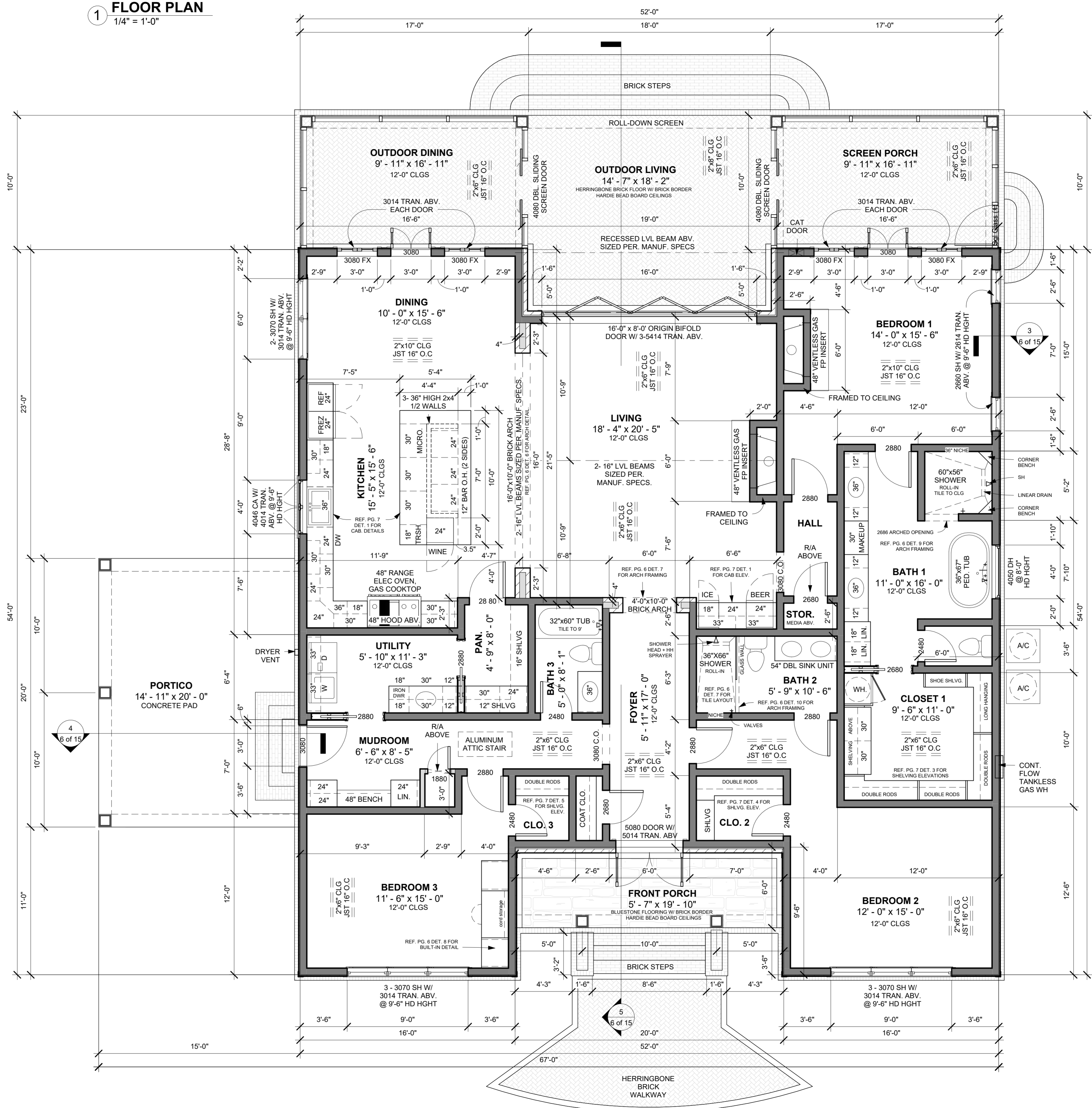
**ROUGH COST ESTIMATE**

|                                   |             |
|-----------------------------------|-------------|
| TOTAL HOME                        | 3558        |
| GARAGE                            | 900         |
| POOL HOUSE                        | 624         |
| <b>TOTAL:</b>                     | <b>5082</b> |
| ~\$200-225/SQFT FOR SLAB HOME     |             |
| <b>BUDGET: ~\$1.02M - \$1.14M</b> |             |

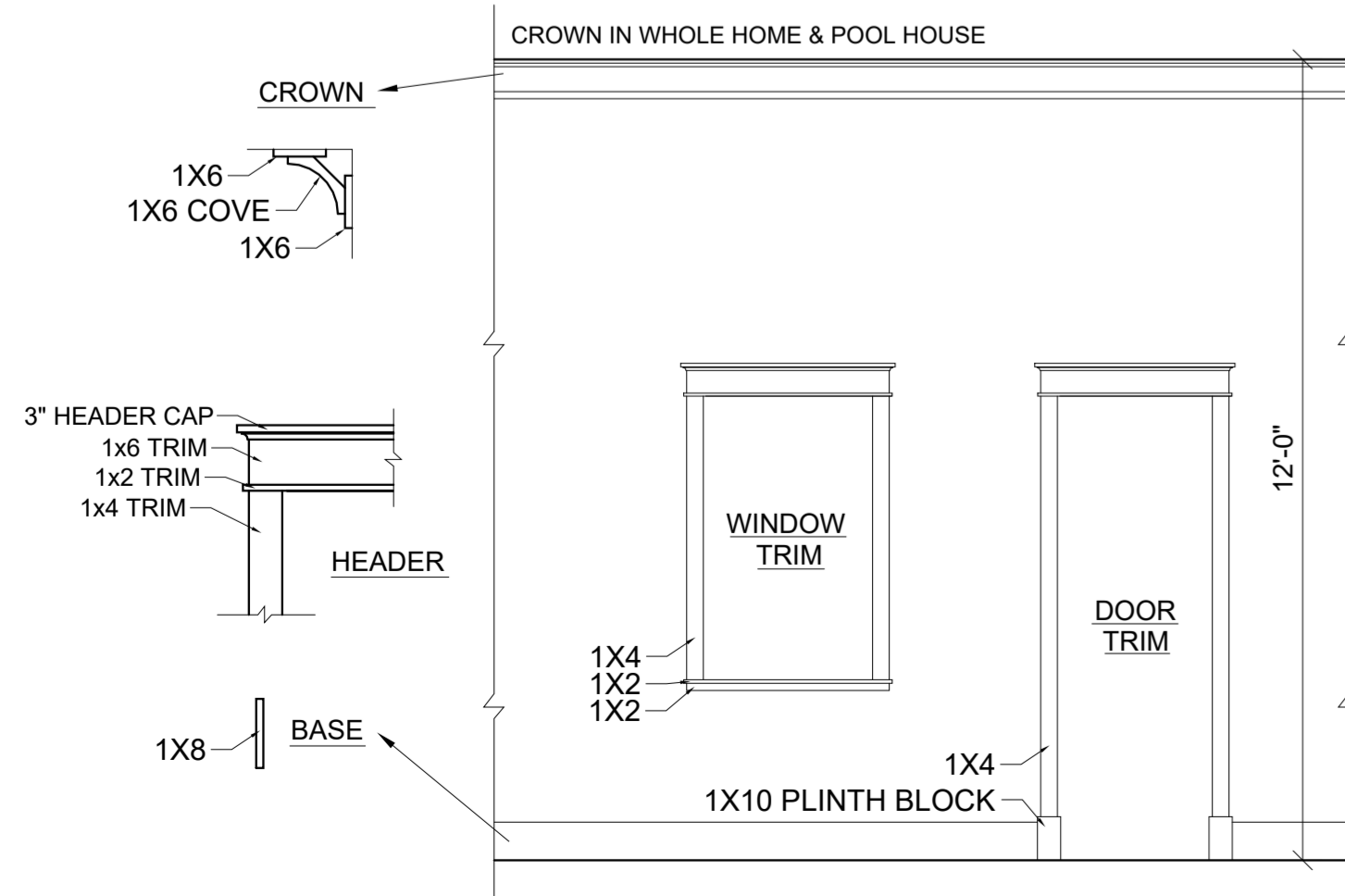
**HOME SQUAREFOOTAGE**

|                        |             |
|------------------------|-------------|
| LIVING                 | 2523        |
| FRONT PORCH            | 120         |
| PORTICO                | 300         |
| REAR PORCH             | 615         |
| <b>HOME UNDER BEAM</b> | <b>3558</b> |

**1 FLOOR PLAN**  
1/4" = 1'-0"



**2 INTERIOR TRIM STYLE**  
3/8" = 1'-0"



504-452-6974  
2107 Nicholson Avenue, Suite B  
Waveland, MS 39576  
<https://benfatticonstruction.com/>

NOTES: © BENFATTI CONSTRUCTION LLC 2023  
NO REPRODUCTION OR OTHER USE OF THIS DRAWING OR ITS CONTENTS IS PERMITTED WITHOUT WRITTEN CONSENT OF LEGAL OWNER.  
THESE PLANS HAVE BEEN PREPARED TO THE BEST OF OUR ABILITIES, HOWEVER IT IS THE RESPONSIBILITY OF THE BUILDING CONTRACTOR TO VERIFY THEIR ACCURACY

**BONNER RESIDENCE**  
703 HANCOCK STREET, BSL, MS 39520  
THOM & DEVIN BONNER

**REVISIONS**

| NO. | DESCRIPTION | DATE |
|-----|-------------|------|
|     |             |      |
|     |             |      |
|     |             |      |
|     |             |      |

**BONNER RESIDENCE**

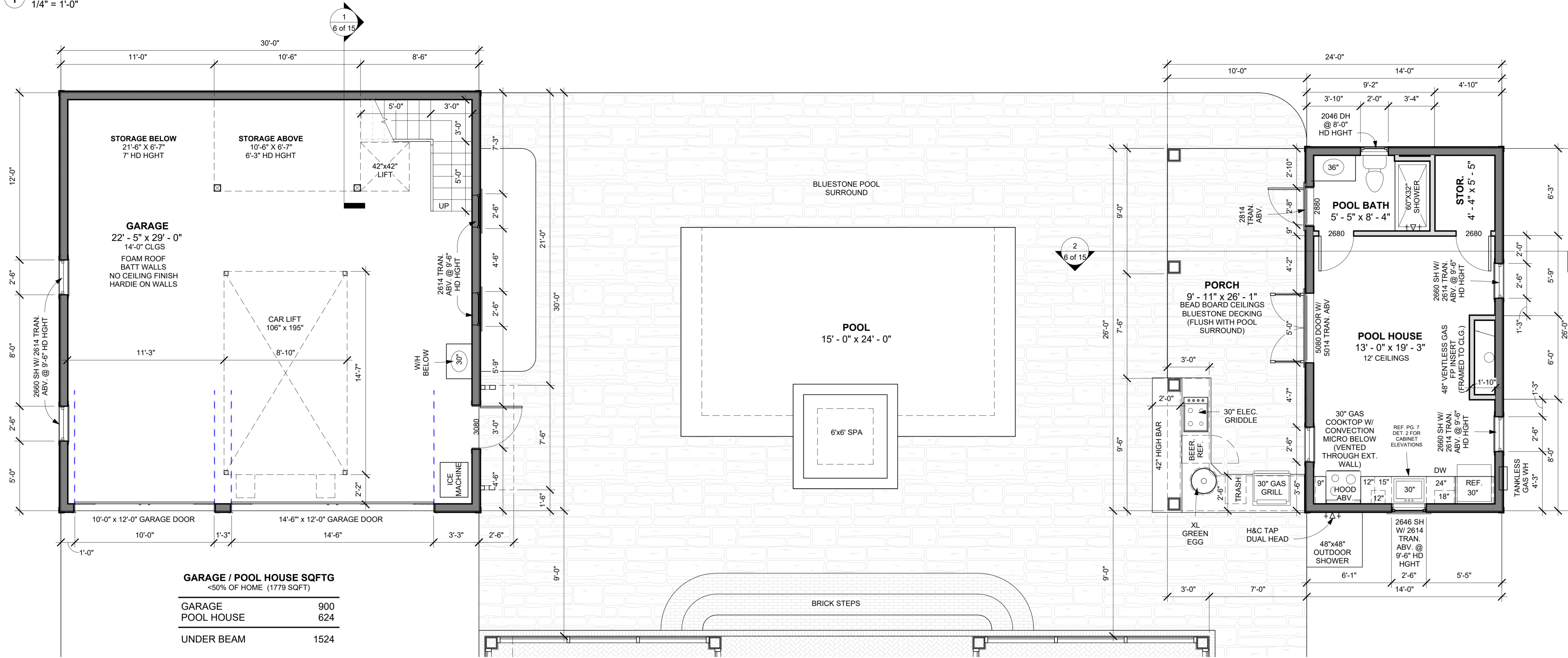
**FLOOR PLAN**

LIVING AREA: 2887 SQFT  
UNDER BEAM: 5082 SQFT

**4 of 15**

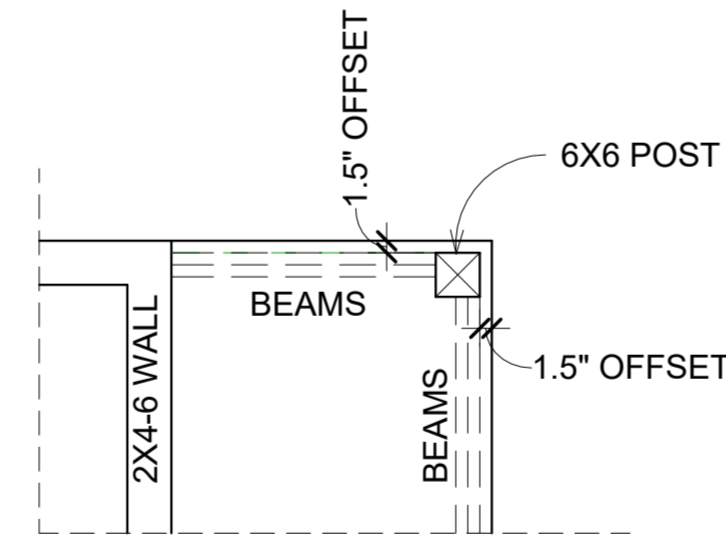
SCALE: As indicated  
DRWN BY: COLT LEE DATE: 05/02/25

**1 GARAGE AND POOL HOUSE PLAN**  
1/4" = 1'-0"

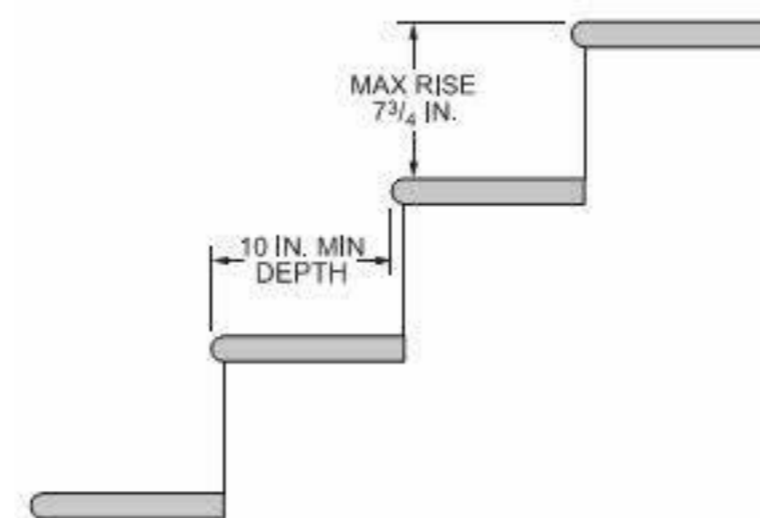


| GARAGE / POOL HOUSE SQFTG |      |  |
|---------------------------|------|--|
| <50% OF HOME (1779 SQFT)  |      |  |
| GARAGE                    | 900  |  |
| POOL HOUSE                | 624  |  |
| UNDER BEAM                | 1524 |  |

**2 POST PLACEMENT DETAIL**  
1/2" = 1'-0"



**3 TYP. STAIR**  
1 1/2" = 1'-0"



| WINDOW SCHEDULE - 703 HANCOCK |                                      |       |        |   |                           |        |
|-------------------------------|--------------------------------------|-------|--------|---|---------------------------|--------|
| COUNT                         | SPECS                                | WIDTH | HEIGHT | DESCRIPTION   | LOCATION                  | EGRESS |
| 2                             | MULLED GROUP<br>3 - 2650             | 2'-6" | 5'-0"  | FIXED, 6 LITE   | DORMERS                   | N      |
| 2                             | MULLED GROUP<br>3 - 3014<br>3 - 3070 | 3'-0" | 1'-4"  | FIXED, "X" MULLION TRANSOM SH, 4/2 LITE, PRO-VIEW         | BED 2, BED 3              | Y      |
| 1                             | MULLED GROUP<br>2 - 3014<br>2 - 3070 | 3'-0" | 1'-4"  | FIXED, "X" MULLION TRANSOM SH, 4/2 LITE, PRO-VIEW         | KITCHEN                   | N      |
| 7                             | MULLED GROUP<br>2614<br>2660         | 2'-6" | 1'-4"  | FIXED, "X" MULLION TRANSOM SH, 4/2 LITE, PRO-VIEW         | GARAGE, BED 1, POOL HOUSE | N      |
| 1                             | MULLED GROUP<br>4014<br>4046         | 4'-0" | 1'-4"  | FIXED, DOUBLE "X" MULLION TRANSOM DOUBLE CASEMENT, 4 LITE | KITCHEN                   | N      |
| 1                             | MULLED GROUP<br>2614<br>2646         | 3'-0" | 1'-4"  | FIXED, "X" MULLION TRANSOM DH, 2/2                        | POOL HOUSE                | N      |
| 2                             | 2614                                 | 2'-6" | 1'-4"  | FIXED, "X" MULLION TRANSOM                                | GARAGE                    | N      |
| 1                             | 2814                                 | 2'-8" | 1'-4"  | FIXED, "X" MULLION TRANSOM                                | POOL HOUSE                | N      |
| 1                             | 2046                                 | 2'-0" | 4'-6"  | DH, 2/2   | POOL HOUSE                | N      |
| 1                             | 4050                                 | 4'-0" | 5'-0"  | DH, 6/6   | BATH 1                    | N      |

Groups: 19 Total Win: 45

| DOOR SCHEDULE - 703 HANCOCK |  |        |        |  |                            |        |
|-----------------------------|--|--------|--------|--|----------------------------|--------|
| COUNT                       | SPECS  | WIDTH  | HEIGHT | DESCRIPTION  | LOCATION                   | EGRESS |
| 1                           | 146120                                       | 14'-6" | 12'-0" | OVERHEAD GARAGE DOOR   | GARAGE                     |        |
| 1                           | 100120                                       | 10'-0" | 12'-0" | OVERHEAD GARAGE DOOR   | GARAGE                     |        |
| 1                           | MULLED GROUP<br>3 - 5414<br>16080            | 5'-4"  | 1'-4"  | FIXED, DOUBLE "X" MULLION TRANSOM ORIGIN BIFOLD DOOR, 6 PANEL, LEFT MOST PANEL OPERABLE, NO LITE | LIVING ROOM                |        |
| 2                           | MULLED GROUP<br>5014<br>5080                 | 5'-4"  | 1'-4"  | FIXED, DOUBLE "X" MULLION TRANSOM  | FRONT ENTRY, POOL HOUSE    |        |
| 2                           | MULLED GROUP<br>3014<br>3080                 | 3'-0"  | 1'-4"  | FIXED, DOUBLE "X" MULLION TRANSOM  | BEDROOM 1, DINING          |        |
| 4                           | MULLED GROUP<br>3014<br>3080<br>3080<br>3080 | 3'-0"  | 1'-4"  | FIXED, DOUBLE "X" MULLION TRANSOM  | BEDROOM 1, DINING          |        |
| 1                           | 3080   | 3'-0"  | 8'-0"  | 1/2 GLASS, 4 LITE, SINGLE PANEL DOOR, LHIS - PAINTED   | MUDROOM                    |        |
| 1                           | 3080   | 3'-0"  | 8'-0"  | 2 PANEL, FIBERGLASS DOOR, LHOS - PAINTED   | GARAGE                     |        |
| 1                           | 2880   | 3'-0"  | 8'-0"  | 2 PANEL, FIBERGLASS DOOR, RHOS - PAINTED   | POOL HOUSE BATH            |        |
| 1                           | 3080   | 3'-0"  | 8'-0"  | SCREEN DOOR, LHIS  | SCREEN PORCH               |        |
| 2                           | 4080   | 4'-0"  | 8'-0"  | DBL SLIDING SCREEN DOOR  | OUTDOOR DIN / SCREEN PORCH |        |
| 5                           | 2880   | 2'-8"  | 8'-0"  | VERIFY STYLE W/ OWNER  |                            |        |
| 2                           | 2880   | 2'-8"  | 8'-0"  | POCKET DOOR (VERIFY STYLE W/ OWNER)  |                            |        |
| 1                           | 2880   | 2'-8"  | 8'-0"  | FLUSH PANEL DOOR W/ 2-18" PANTRY CAB DOOR SETS ATTACHED  | KITCHEN TO PANTRY          |        |
| 1                           | 2680   | 2'-6"  | 8'-0"  | POCKET DOOR (VERIFY STYLE W/ OWNER)  |                            |        |
| 4                           | 2680   | 2'-6"  | 8'-0"  | VERIFY STYLE W/ OWNER  |                            |        |
| 4                           | 2480   | 2'-4"  | 8'-0"  | VERIFY STYLE W/ OWNER  |                            |        |
| 1                           | 1880   | 1'-8"  | 8'-0"  | VERIFY STYLE W/ OWNER  |                            |        |



504-452-6974  
2107 Nicholson Avenue, Suite B  
Waveland, MS 39576  
https://benfatticonstruction.com/

NOTES: © BENFATTI CONSTRUCTION LLC 2023  
NO REPRODUCTION OR OTHER USE OF THIS DRAWING OR ITS CONTENTS IS PERMITTED WITHOUT WRITTEN CONSENT OF LEGAL OWNER.  
THESE PLANS HAVE BEEN PREPARED TO THE BEST OF OUR ABILITIES, HOWEVER IT IS THE RESPONSIBILITY OF THE BUILDING CONTRACTOR TO VERIFY THEIR ACCURACY

**BONNER RESIDENCE**  
703 HANCOCK STREET, BSL, MS 39520  
THOM & DEVIN BONNER

**REVISIONS**

| NO. | DESCRIPTION | DATE |
|-----|-------------|------|
|     |             |      |
|     |             |      |
|     |             |      |
|     |             |      |

**BONNER RESIDENCE**

**FLOOR PLAN**

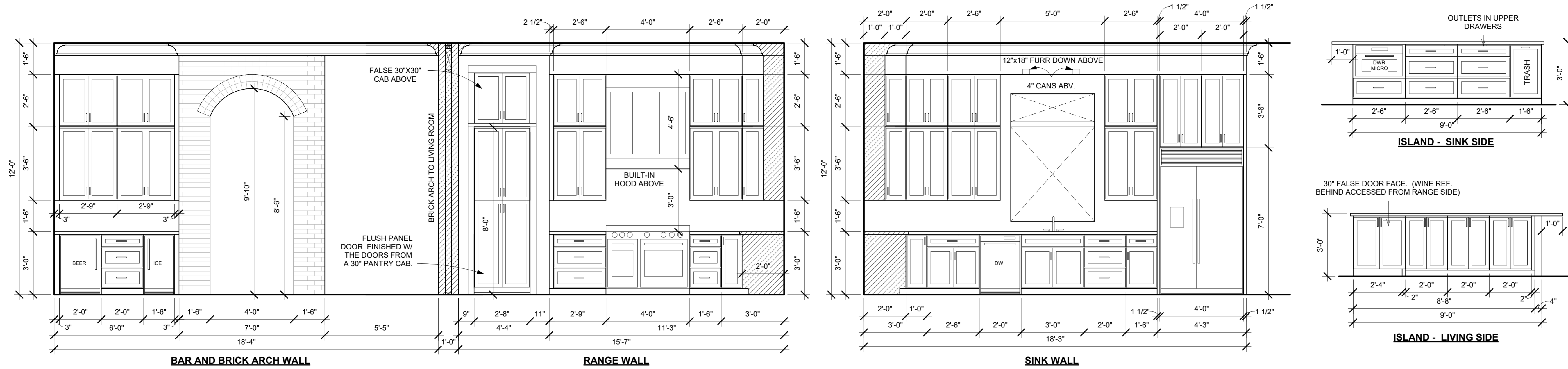
LIVING AREA: 2887 SQFT  
UNDER BEAM: 5082 SQFT

5 of 15

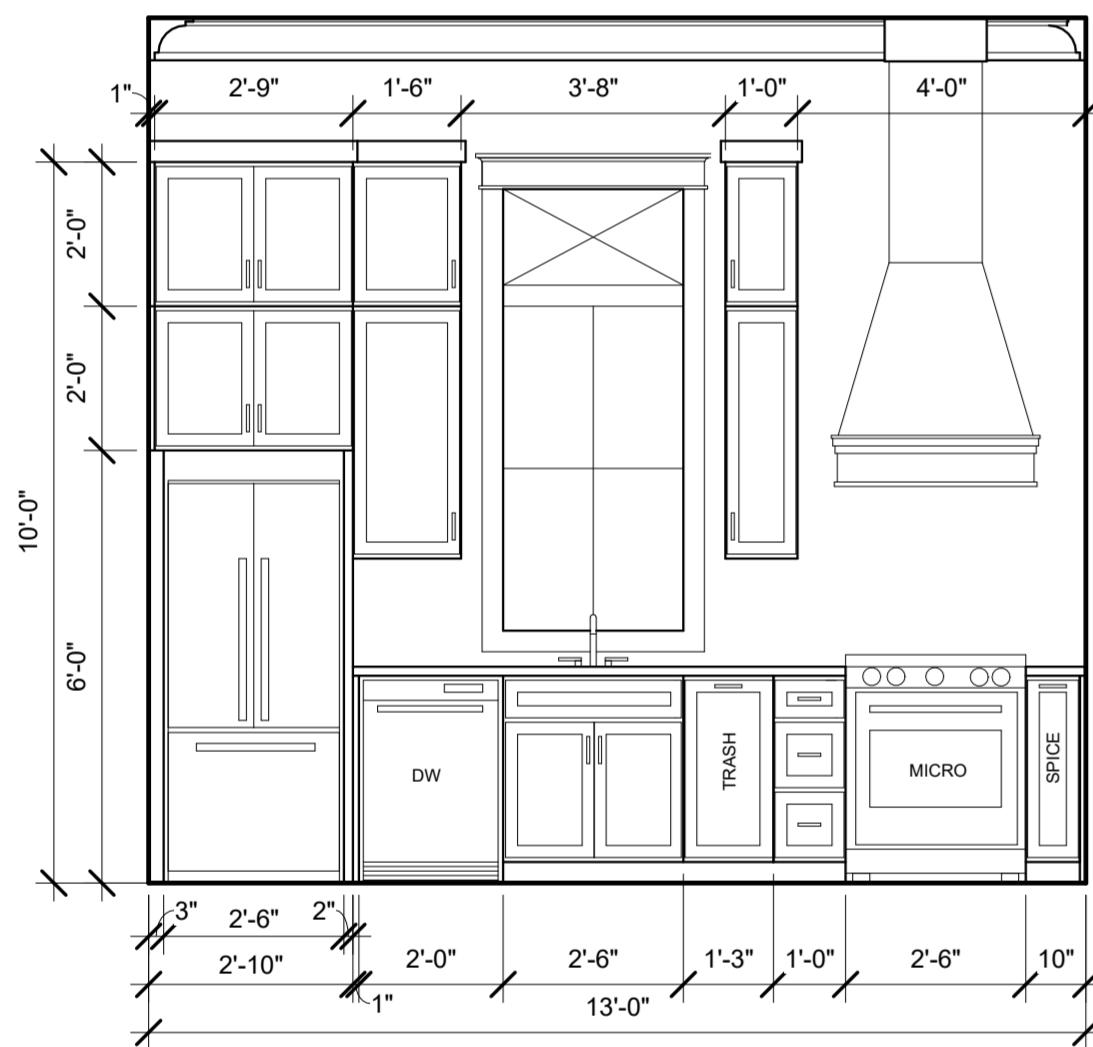
SCALE: As indicated  
DRWN BY: COLT LEE DATE: 05/02/25



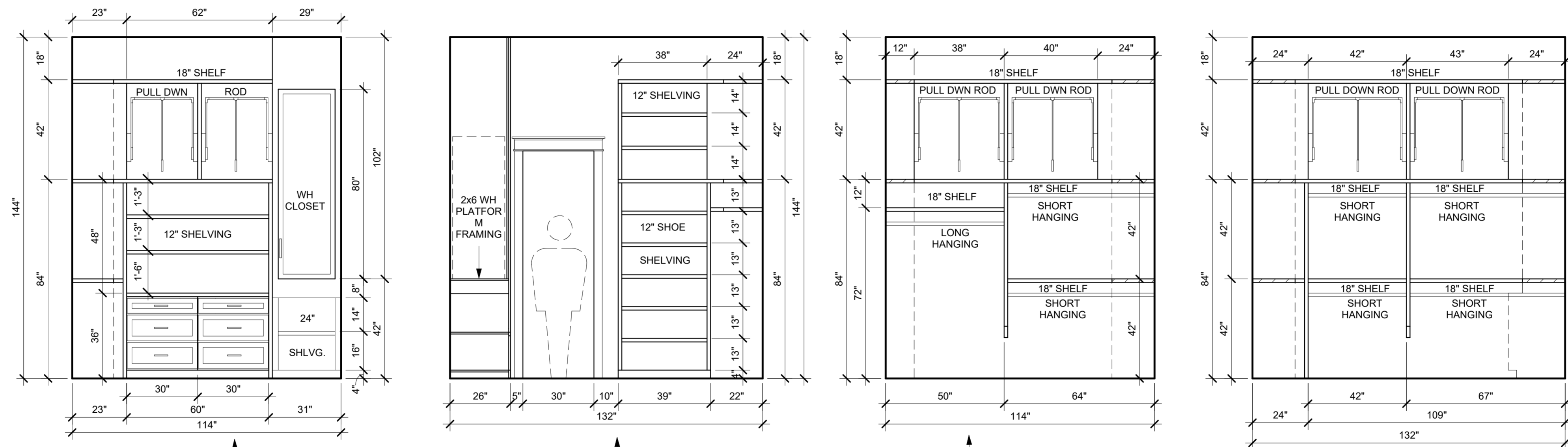
**1 KITCHEN ELEVATIONS**  
3/8" = 1'-0"



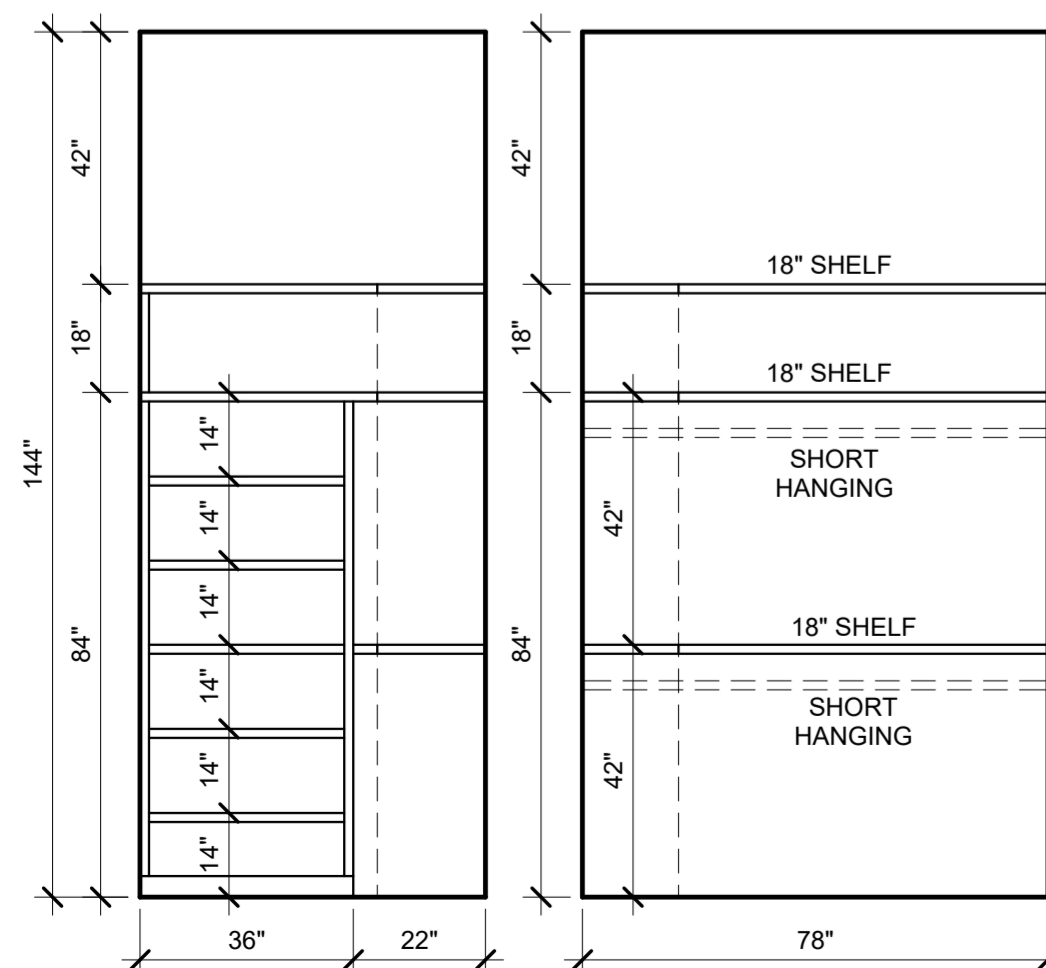
**2 POOL HOUSE KITCHENETTE**  
3/8" = 1'-0"



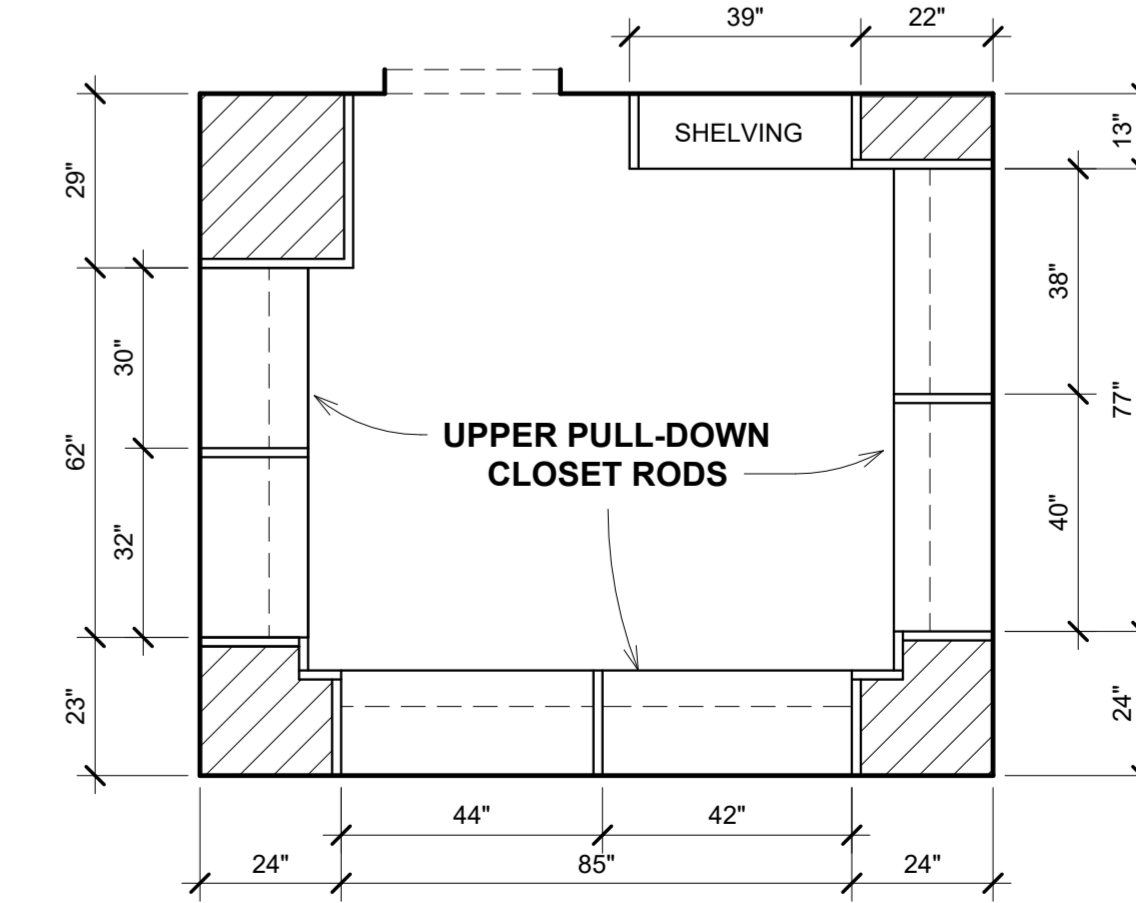
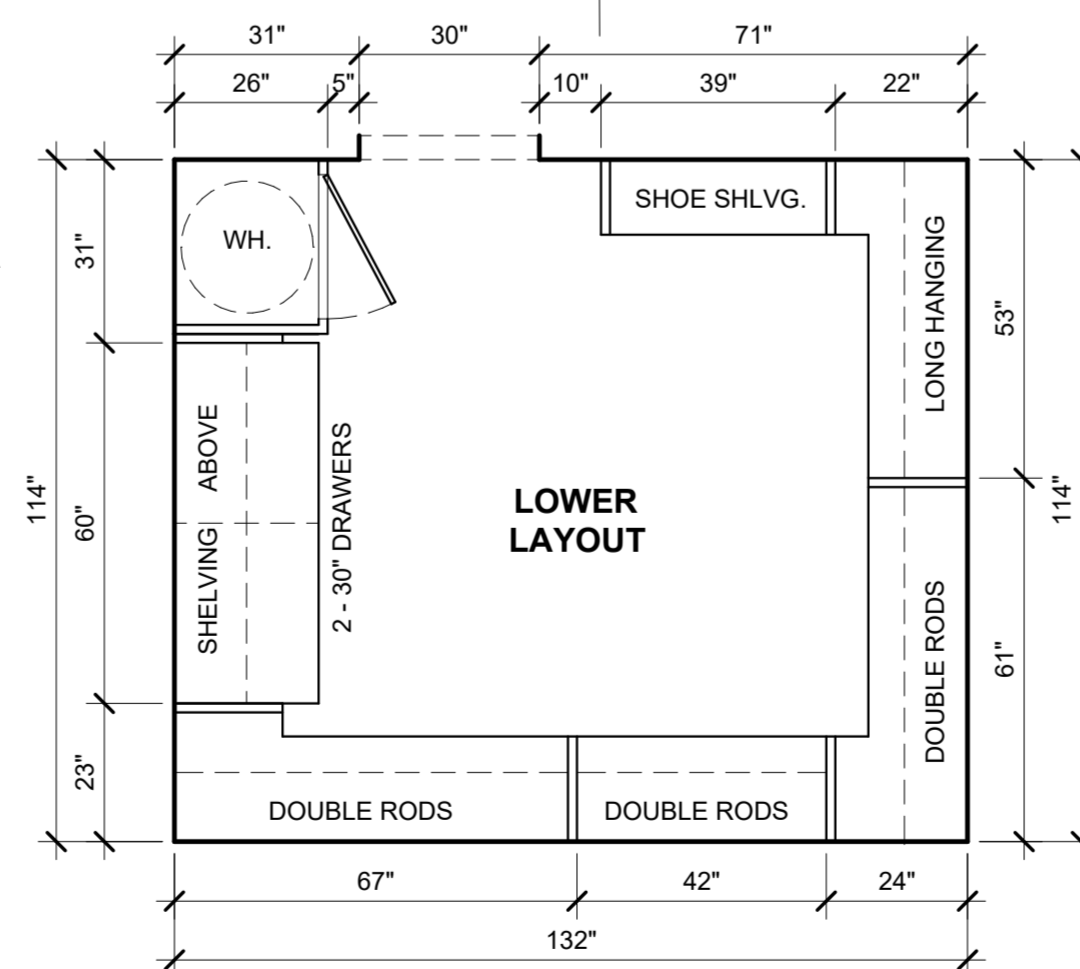
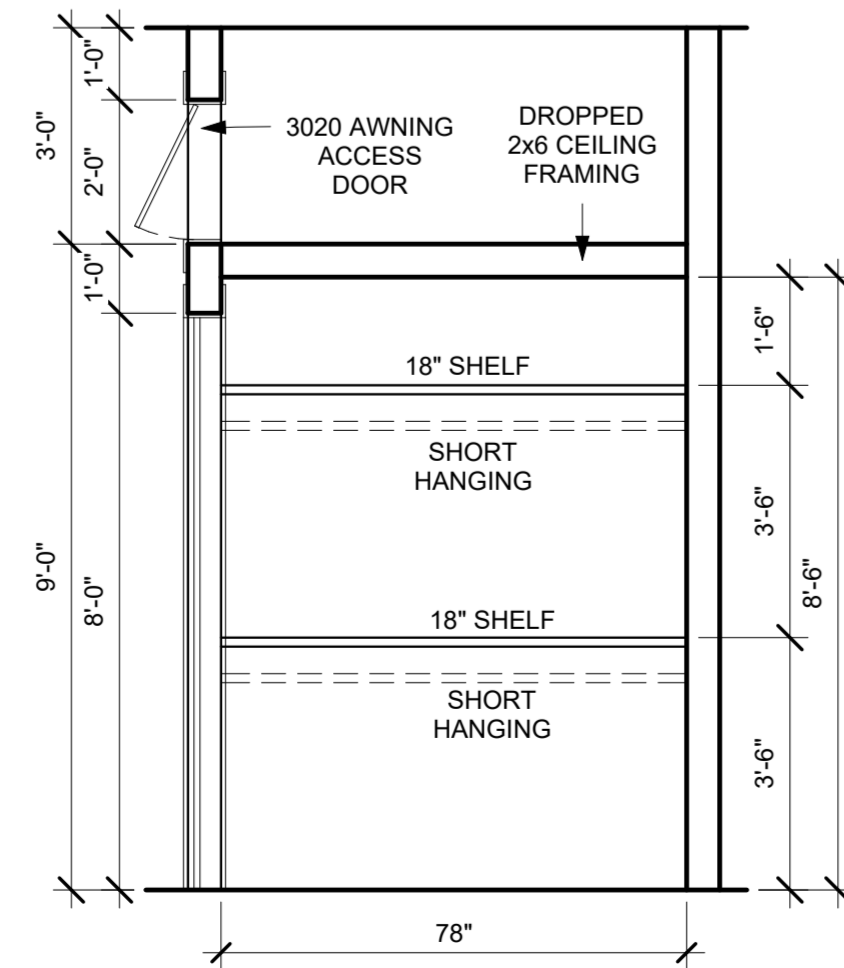
**3 CLOSET - 1 SHELVING**  
3/8" = 1'-0"



**4 CLOSET - 2 SHELVING**  
3/8" = 1'-0"



**5 CLOSET - 3 SHELVING**  
3/8" = 1'-0"



NOTES: © BENFATTI CONSTRUCTION LLC 2023  
NO REPRODUCTION OR OTHER USE OF THIS DRAWING OR ITS CONTENTS IS PERMITTED WITHOUT WRITTEN CONSENT OF LEGAL OWNER.  
THESE PLANS HAVE BEEN PREPARED TO THE BEST OF OUR ABILITIES, HOWEVER IT IS THE RESPONSIBILITY OF THE BUILDING CONTRACTOR TO VERIFY THEIR ACCURACY

**BONNER RESIDENCE**  
703 HANCOCK STREET, BSL, MS 39520  
THOM & DEVIN BONNER

**REVISIONS**

| NO. | DESCRIPTION | DATE |
|-----|-------------|------|
|     |             |      |
|     |             |      |
|     |             |      |
|     |             |      |

**BONNER RESIDENCE**

**INTERIOR ELEVATIONS**

LIVING AREA: 2887 SQFT

UNDER BEAM: 5082 SQFT

**7 of 15**

SCALE: 3/8" = 1'-0"  
DRWN BY: COLT LEE DATE: 05/02/25

NOTES: © BENFATTI CONSTRUCTION LLC 2023

NO REPRODUCTION OR OTHER USE OF THIS DRAWING OR ITS CONTENTS IS PERMITTED WITHOUT WRITTEN CONSENT OF LEGAL OWNER.

THESE PLANS HAVE BEEN PREPARED TO THE BEST OF OUR ABILITIES, HOWEVER IT IS THE RESPONSIBILITY OF THE BUILDING CONTRACTOR TO VERIFY THEIR ACCURACY

**BONNER RESIDENCE**  
703 HANCOCK STREET, BSL, MS 39520  
THOM & DEVIN BONNER

**REVISIONS**

| NO. | DESCRIPTION | DATE |
|-----|-------------|------|
|     |             |      |
|     |             |      |
|     |             |      |
|     |             |      |
|     |             |      |
|     |             |      |
|     |             |      |
|     |             |      |
|     |             |      |

**BONNER RESIDENCE**

**ELECTRIC**

LIVING AREA: 2887 SQFT

UNDER BEAM: 5082 SQFT

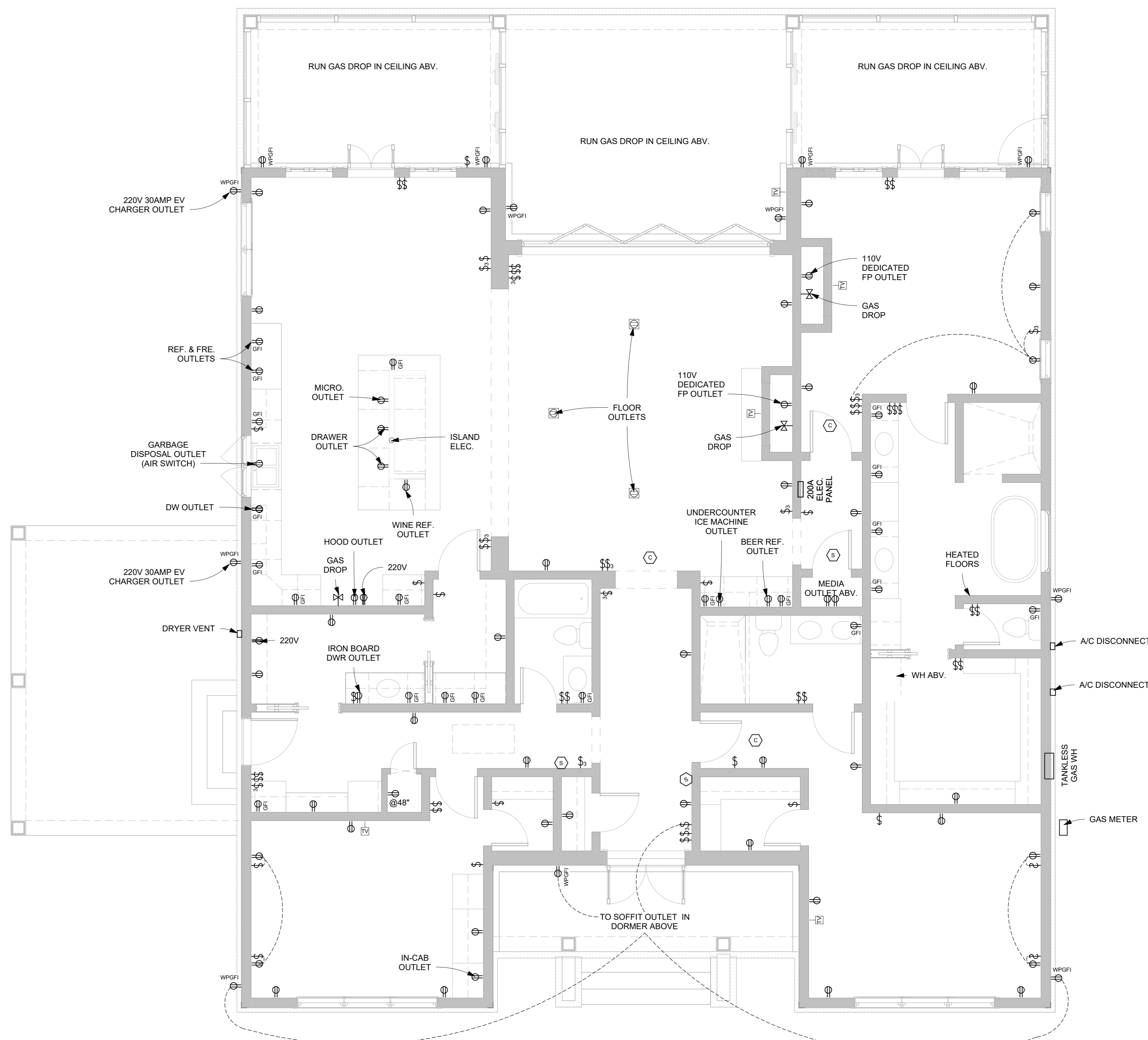
**8 of 15**

SCALE: 1/4" = 1'-0"

DRWN BY: COLT LEE | DATE: 05/02/25

**1 OUTLETS - HOME**  
1/4" = 1'-0"

| SYMBOLS |   |
|---------|---|
|         | CEILING MOUNTED FAN   |
|         | WALL MOUNTED FAN  |
|         | CEILING MOUNTED FIXTURE   |
|         | WALL MOUNTED FIXTURE  |
|         | 6" RECESSED CAN   |
|         | 4" RECESSED CAN   |
|         | UNDER CABINET LED BAR LIGHT   |
|         | LED BAR LIGHT   |
|         | VENT  |
|         | HEAT/VENT COMBO   |
|         | SMOKE DETECTOR  |
|         | CARBON MONOXIDE/ SMOKE DETECTOR   |
|         | DUPLEX OUTLET, 120V MOUNTED 14" ABOVE FIN. FLR.   |
|         | TRIPLEX OUTLET, 240V MOUNTED 14" ABOVE FIN. FLR.  |
|         | DUPLEX OUTLET, 120V GROUND FALT INTERRUPTER CIRCUIT BREAKER                                   |
|         | DUPLEX OUTLET, 120V, WATER PROOF COVER PLATE AND BOX, GROUND FALT INTERRUPTER CIRCUIT BREAKER |
|         | 120V UNDER CABINET OUTLET   |
|         | SILENT SWITCH   |
|         | 3 WAY SWITCH  |
|         | OCCUPANCY SENSOR ON SWITCH  |
|         | CABEL TELEVISION JACK, MOUNTED 84" ABOVE FIN. FLR.  |



NOTES:

MUST MAINTAIN PROPER PENETRATION PROTECTION OF OPENING FROM GARAGE TO DWELLINGS PER SECTION R-302.5 OF THE 2018 IRC

ALL 125 VOLT 12/20 AMP CIRCUITS SERVING BEDROOMS MUST BE ARC FAULT PROTECTED, INCLUDING S/DS

ALL RECEPTICALS MUST COMPLY WITH SECTION E-4002.14 OF THE 2018 IRC (TAMPER RESISTANT)

NOTES:

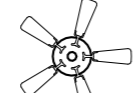
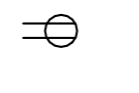
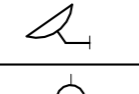

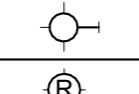

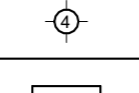
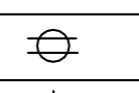
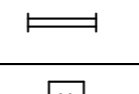
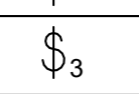
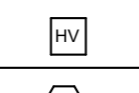
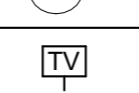
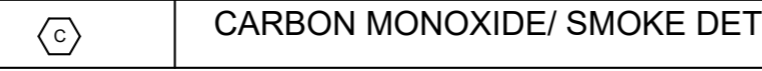








MUST MAINTAIN PROPER PENETRATION PROTECTION OF OPENING FROM GARAGE TO DWELLINGS PER SECTION R-302.5 OF THE 2018 IRC

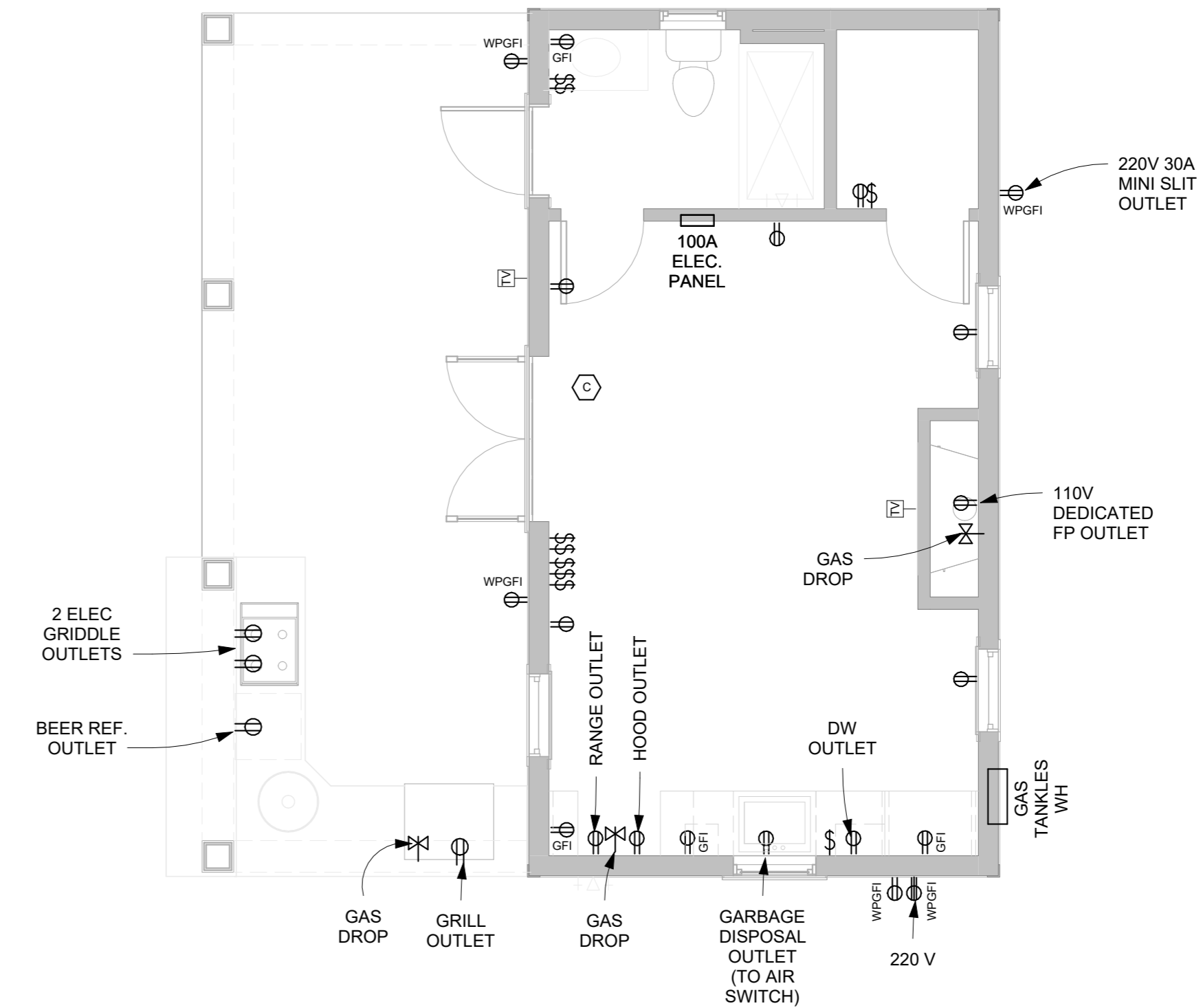

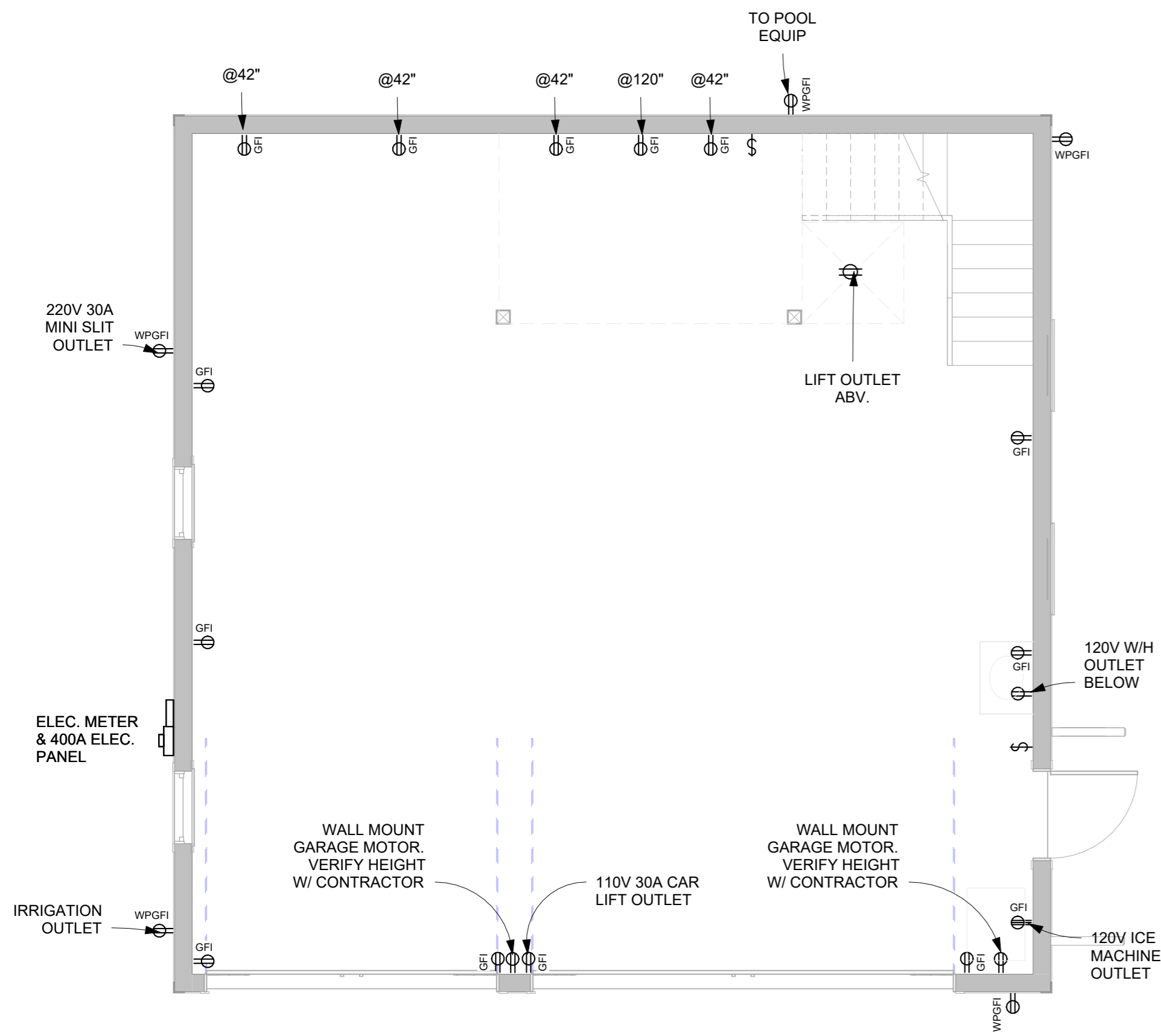
ALL 125 VOLT 12/20 AMP CIRCUITS SERVING BEDROOMS MUST BE ARC FAULT PROTECTED, INCLUDING S/D'S

ALL RECEPTALS MUST COMPLY WITH SECTION E-4002.14 OF THE 2018 IRC (TAMPER RESISTANT)

NOTES: © BENFATTI CONSTRUCTION LLC 2023  
NO REPRODUCTION OR OTHER USE OF THIS DRAWING OR ITS CONTENTS IS PERMITTED WITHOUT WRITTEN CONSENT OF LEGAL OWNER.  
THESE PLANS HAVE BEEN PREPARED TO THE BEST OF OUR ABILITIES, HOWEVER IT IS THE RESPONSIBILITY OF THE BUILDING CONTRACTOR TO VERIFY THEIR ACCURACY

**1 OUTLETS - GARAGE / POOL**  
1/4" = 1'-0"

| SYMBOLS  |                                 |   |   |
|--|---------------------------------|---|---|
|    | CEILING MOUNTED FAN             |  | DUPLEX OUTLET, 120V MOUNTED 14" ABOVE FIN. FLR.   |
|    | WALL MOUNTED FAN                |  | TRIPLEX OUTLET, 240V MOUNTED 14" ABOVE FIN. FLR.  |
|    | CEILING MOUNTED FIXTURE         |  | DUPLEX OUTLET, 120V GROUND FALT INTERRUPTER CIRCUIT BREAKER                                   |
|    | WALL MOUNTED FIXTURE            |  | DUPLEX OUTLET, 120V, WATER PROOF COVER PLATE AND BOX, GROUND FALT INTERRUPTER CIRCUIT BREAKER |
|    | 6" RECESSED CAN                 |  | 120V UNDER CABINET OUTLET   |
|    | 4" RECESSED CAN                 |  | SILENT SWITCH   |
|    | UNDER CABINET LED BAR LIGHT     |  | 3 WAY SWITCH  |
|    | LED BAR LIGHT                   |  | OCCUPANCY SENSOR ON SWITCH  |
|    | VENT                            |  | CABEL TELEVISION JACK, MOUNTED 84" ABOVE FIN. FLR.  |
|    | HEAT/VENT COMBO                 |   |   |
|  | SMOKE DETECTOR                  |   |   |
|  | CARBON MONOXIDE/ SMOKE DETECTOR |   |   |



**BONNER RESIDENCE**  
703 HANCOCK STREET, BSL, MS 39520  
THOM & DEVIN BONNER

REVISIONS

| NO. | DESCRIPTION | DATE |
|-----|-------------|------|
|     |             |      |
|     |             |      |
|     |             |      |
|     |             |      |

BONNER RESIDENCE

ELECTRIC

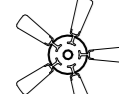


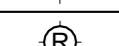


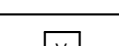

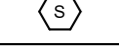
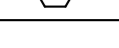






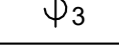




LIVING AREA: 2887 SQFT  
UNDER BEAM: 5082 SQFT

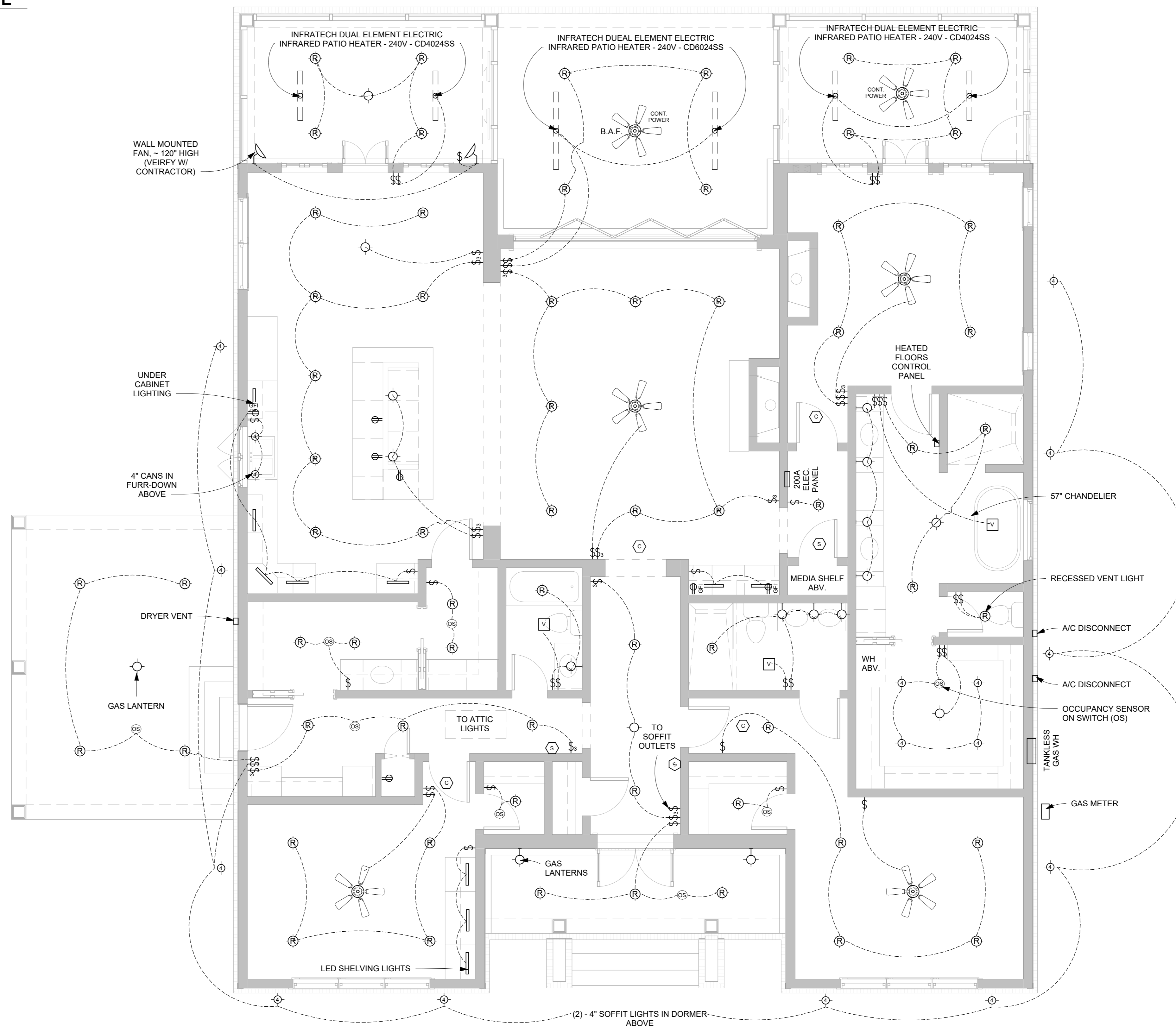
9 of 15

SCALE: 1/4" = 1'-0"  
DRWN BY: COLT LEE DATE: 05/02/25

NOTES: © BENFATTI CONSTRUCTION LLC 2023  
NO REPRODUCTION OR OTHER USE OF THIS DRAWING OR ITS CONTENTS IS PERMITTED WITHOUT WRITTEN CONSENT OF LEGAL OWNER.  
THESE PLANS HAVE BEEN PREPARED TO THE BEST OF OUR ABILITIES, HOWEVER IT IS THE RESPONSIBILITY OF THE BUILDING CONTRACTOR TO VERIFY THEIR ACCURACY

**1 FIXTURES - HOME**  
1/4" = 1'-0"

| SYMBOLS   |   |
|---|---|
|    | CEILING MOUNTED FAN   |
|    | WALL MOUNTED FAN  |
|    | CEILING MOUNTED FIXTURE   |
|    | WALL MOUNTED FIXTURE  |
|    | 6" RECESSED CAN   |
|    | 4" RECESSED CAN   |
|    | UNDER CABINET LED BAR LIGHT   |
|    | LED BAR LIGHT   |
|    | VENT  |
|  | HEAT/VENT COMBO   |
|  | SMOKE DETECTOR  |
|  | CARBON MONOXIDE/ SMOKE DETECTOR   |
|  | DUPLEX OUTLET, 120V MOUNTED 14" ABOVE FIN. FLR.   |
|  | TRIPLEX OUTLET, 240V MOUNTED 14" ABOVE FIN. FLR.  |
|  | DUPLEX OUTLET, 120V GROUND FALT INTERRUPTER CIRCUIT BREAKER                                   |
|  | DUPLEX OUTLET, 120V, WATER PROOF COVER PLATE AND BOX, GROUND FALT INTERRUPTER CIRCUIT BREAKER |
|  | 120V UNDER CABINET OUTLET   |
|  | SILENT SWITCH   |
|  | 3 WAY SWITCH  |
|  | OCCUPANCY SENSOR ON SWITCH  |
|  | CABEL TELEVISION JACK, MOUNTED 84" ABOVE FIN. FLR.  |



NOTES:

MUST MAINTAIN PROPER PENETRATION PROTECTION OF OPENING FROM GARAGE TO DWELLINGS PER SECTION R-302.5 OF THE 2018 IRC

ALL 125 VOLT 12/20 AMP CIRCUITS SERVING BEDROOMS MUST BE ARC FAULT PROTECTED, INCLUDING S/DS

ALL RECEPTICALS MUST COMPLY WITH SECTION E-4002.14 OF THE 2018 IRC (TAMPER RESISTANT)

**BONNER RESIDENCE**  
703 HANCOCK STREET, BSL, MS 39520  
THOM & DEVIN BONNER

REVISIONS

| NO. | DESCRIPTION | DATE |
|-----|-------------|------|
|     |             |      |
|     |             |      |
|     |             |      |
|     |             |      |
|     |             |      |

**BONNER RESIDENCE**

**ELECTRIC**

LIVING AREA: 2887 SQFT  
UNDER BEAM: 5082 SQFT

**10 of 15**

SCALE: 1/4" = 1'-0"  
DRWN BY: COLT LEE DATE: 05/02/25

NOTES:

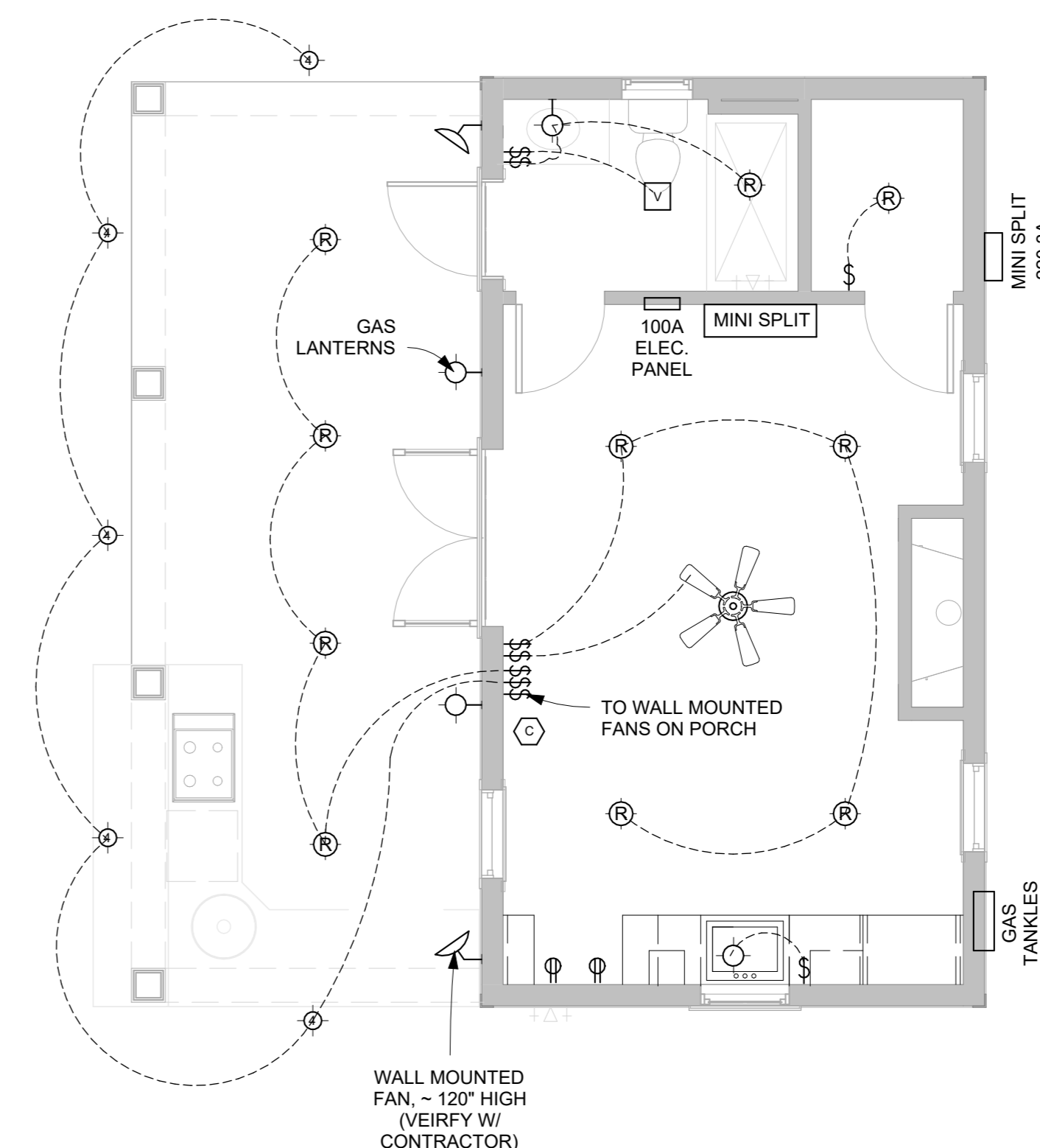

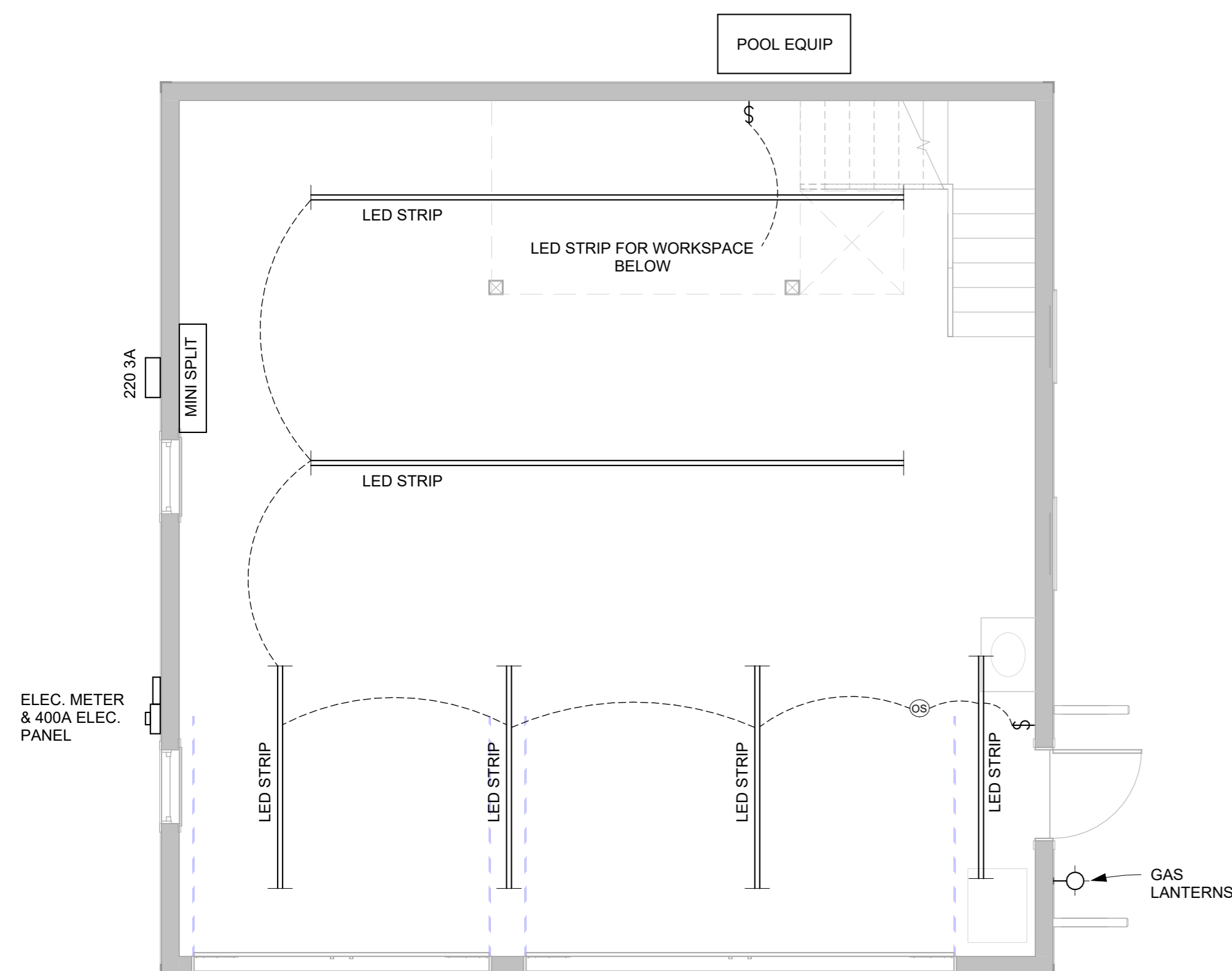
MUST MAINTAIN PROPER PENETRATION PROTECTION OF OPENING FROM GARAGE TO DWELLINGS PER SECTION R-302.5 OF THE 2018 IRC

ALL 125 VOLT 12/20 AMP CIRCUITS SERVING BEDROOMS MUST BE ARC FAULT PROTECTED, INCLUDING S/DS

ALL RECEPTICALS MUST COMPLY WITH SECTION E-4002.14 OF THE 2018 IRC (TAMPER RESISTANT)

**1** **FIXTURES - GARAGE / POOL**  
1/4" = 1'-0"

| SYMBOLS |                                 |  |   |
|---------|---------------------------------|--|---|
|         | CEILING MOUNTED FAN             |  | DUPLEX OUTLET, 120V MOUNTED 14" ABOVE FIN. FLR.   |
|         | WALL MOUNTED FAN                |  | TRIPLEX OUTLET, 240V MOUNTED 14" ABOVE FIN. FLR.  |
|         | CEILING MOUNTED FIXTURE         |  | DUPLEX OUTLET, 120V GROUND FALT INTERRUPTER CIRCUIT BREAKER                                   |
|         | WALL MOUNTED FIXTURE            |  | DUPLEX OUTLET, 120V, WATER PROOF COVER PLATE AND BOX, GROUND FALT INTERRUPTER CIRCUIT BREAKER |
|         | 6" RECESSED CAN                 |  | 120V UNDER CABINET OUTLET   |
|         | 4" RECESSED CAN                 |  | SILENT SWITCH   |
|         | UNDER CABINET LED BAR LIGHT     |  | 3 WAY SWITCH  |
|         | LED BAR LIGHT                   |  | OCCUPANCY SENSOR ON SWITCH  |
|         | VENT                            |  | CABEL TELEVISION JACK, MOUNTED 84" ABOVE FIN. FLR.  |
|         | HEAT/VENT COMBO                 |  |   |
|         | SMOKE DETECTOR                  |  |   |
|         | CARBON MONOXIDE/ SMOKE DETECTOR |  |   |



**BONNER RESIDENCE**  
703 HANCOCK STREET, BSL, MS 39520  
THOM & DEVIN BONNER

REVISIONS

| NO. | DESCRIPTION | DATE |
|-----|-------------|------|
|     |             |      |
|     |             |      |
|     |             |      |
|     |             |      |
|     |             |      |

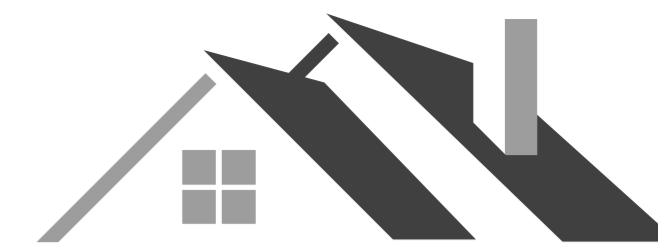
BONNER RESIDENCE

ELECTRIC

LIVING AREA: 2887 SQFT  
UNDER BEAM: 5082 SQFT

11 of 15

SCALE: 1/4" = 1'-0"  
DRWN BY: COLT LEE | DATE: 05/02/25



**Benfatti Construction**

DESIGN • BUILD • INTERIORS

504-452-6974  
2107 Nicholson Avenue, Suite B  
Waveland, MS 39576  
<https://benfatticonstruction.com/>

NOTES: © BENFATTI CONSTRUCTION LLC 2023

NO REPRODUCTION OR OTHER USE OF THIS DRAWING OR ITS CONTENTS IS PERMITTED WITHOUT WRITTEN CONSENT OF LEGAL OWNER.

THESE PLANS HAVE BEEN PREPARED TO THE BEST OF OUR ABILITIES, HOWEVER IT IS THE RESPONSIBILITY OF THE BUILDING CONTRACTOR TO VERIFY THEIR ACCURACY

**1 FRONT ELEVATION**  
1/4" = 1'-0"



**2 RIGHT ELEVATION**  
1/4" = 1'-0"



**BONNER RESIDENCE**  
703 HANCOCK STREET, BSL, MS 39520  
THOM & DEVIN BONNER

**REVISIONS**

| NO. | DESCRIPTION | DATE |
|-----|-------------|------|
|     |             |      |
|     |             |      |
|     |             |      |
|     |             |      |
|     |             |      |

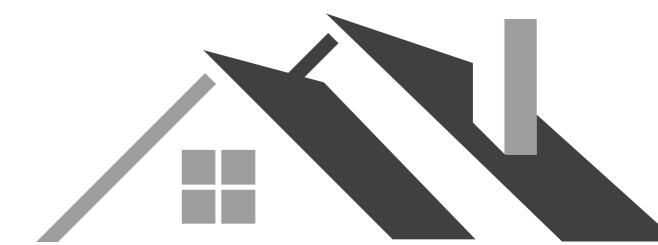
**BONNER RESIDENCE**

**ELEVATIONS**

LIVING AREA: 2887 SQFT  
UNDER BEAM: 5082 SQFT

**12 of 15**

SCALE: 1/4" = 1'-0"  
DRWN BY: COLT LEE | DATE: 05/02/25



**Benfatti Construction**

DESIGN • BUILD • INTERIORS

504-452-6974  
2107 Nicholson Avenue, Suite B  
Waveland, MS 39576  
<https://benfatticonstruction.com/>

NOTES: © BENFATTI CONSTRUCTION LLC 2023

NO REPRODUCTION OR OTHER USE OF THIS  
DRAWING OR ITS CONTENTS IS PERMITTED  
WITHOUT WRITTEN CONSENT OF LEGAL OWNER.

THESE PLANS HAVE BEEN PREPARED TO THE  
BEST OF OUR ABILITIES, HOWEVER IT IS THE  
RESPONSIBILITY OF THE BUILDING CONTRACTOR  
TO VERIFY THEIR ACCURACY

# BONNER RESIDENCE

703 HANCOCK STREET, BSL, MS 39520

THOM & DEVIN BONNER

## REVISIONS

| NO. | DESCRIPTION | DATE |
|-----|-------------|------|
|     |             |      |
|     |             |      |
|     |             |      |
|     |             |      |
|     |             |      |

## BONNER RESIDENCE

### ELEVATIONS

LIVING AREA: 2887 SQFT

UNDER BEAM: 5082 SQFT

# 13 of 15

SCALE: 1/4" = 1'-0"

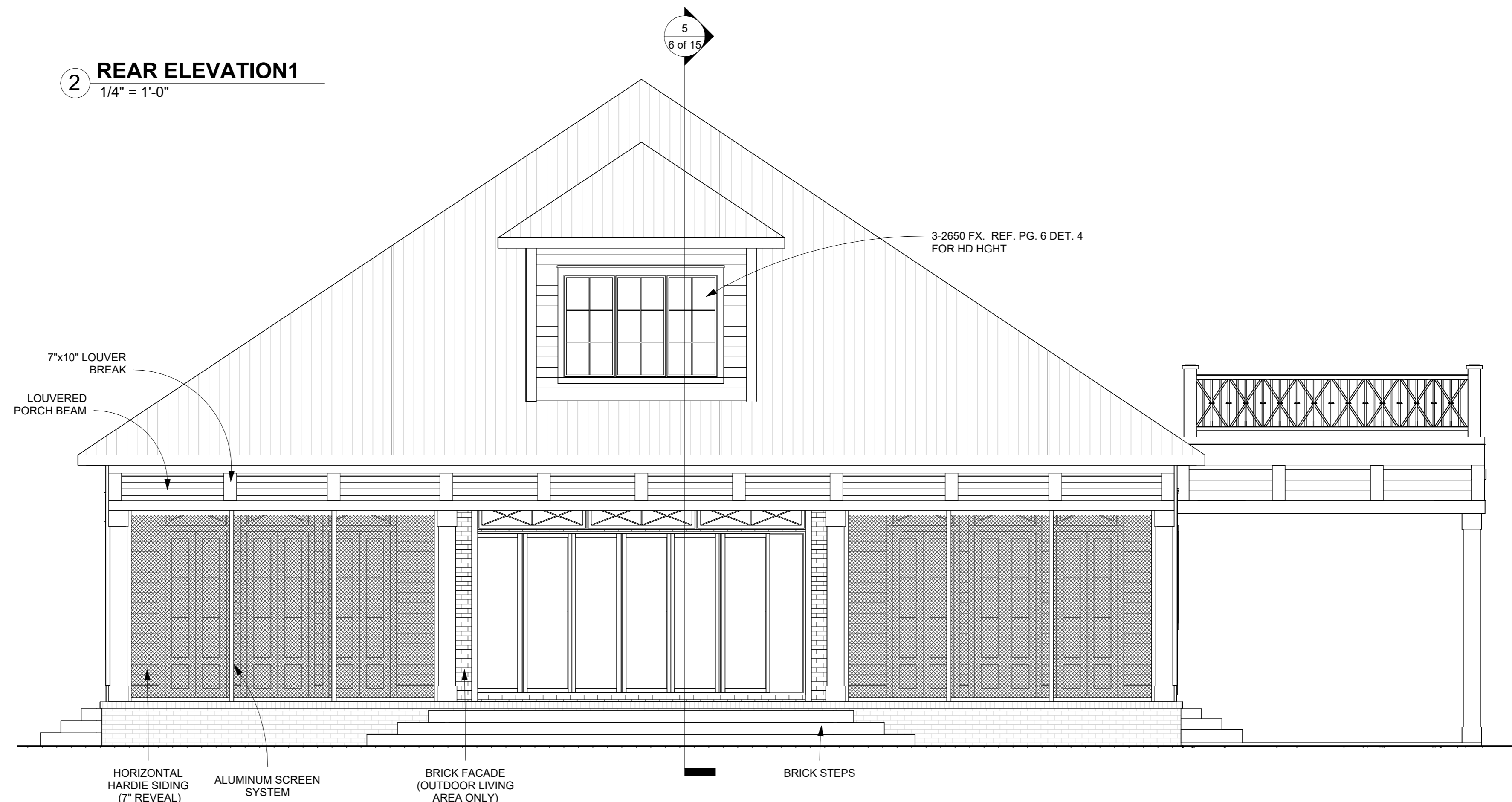
DRWN BY: COLT LEE | DATE: 05/02/25

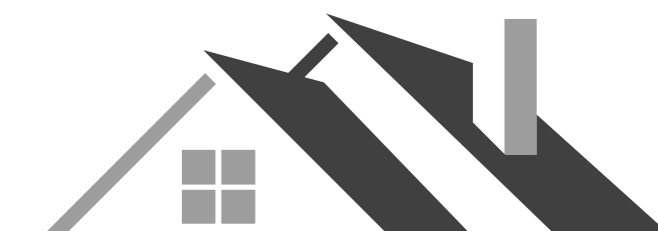
5/2/2025 1:23:32 PM

**1 LEFT ELEVATION**  
1/4" = 1'-0"



**2 REAR ELEVATION1**  
1/4" = 1'-0"





**Benfatti Construction**

DESIGN • BUILD • INTERIORS

504-452-6974  
2107 Nicholson Avenue, Suite B  
Waveland, MS 39576  
<https://benfatticonstruction.com/>

NOTES: © BENFATTI CONSTRUCTION LLC 2023

NO REPRODUCTION OR OTHER USE OF THIS  
DRAWING OR ITS CONTENTS IS PERMITTED  
WITHOUT WRITTEN CONSENT OF LEGAL OWNER.

THESE PLANS HAVE BEEN PREPARED TO THE  
BEST OF OUR ABILITIES, HOWEVER IT IS THE  
RESPONSIBILITY OF THE BUILDING CONTRACTOR  
TO VERIFY THEIR ACCURACY

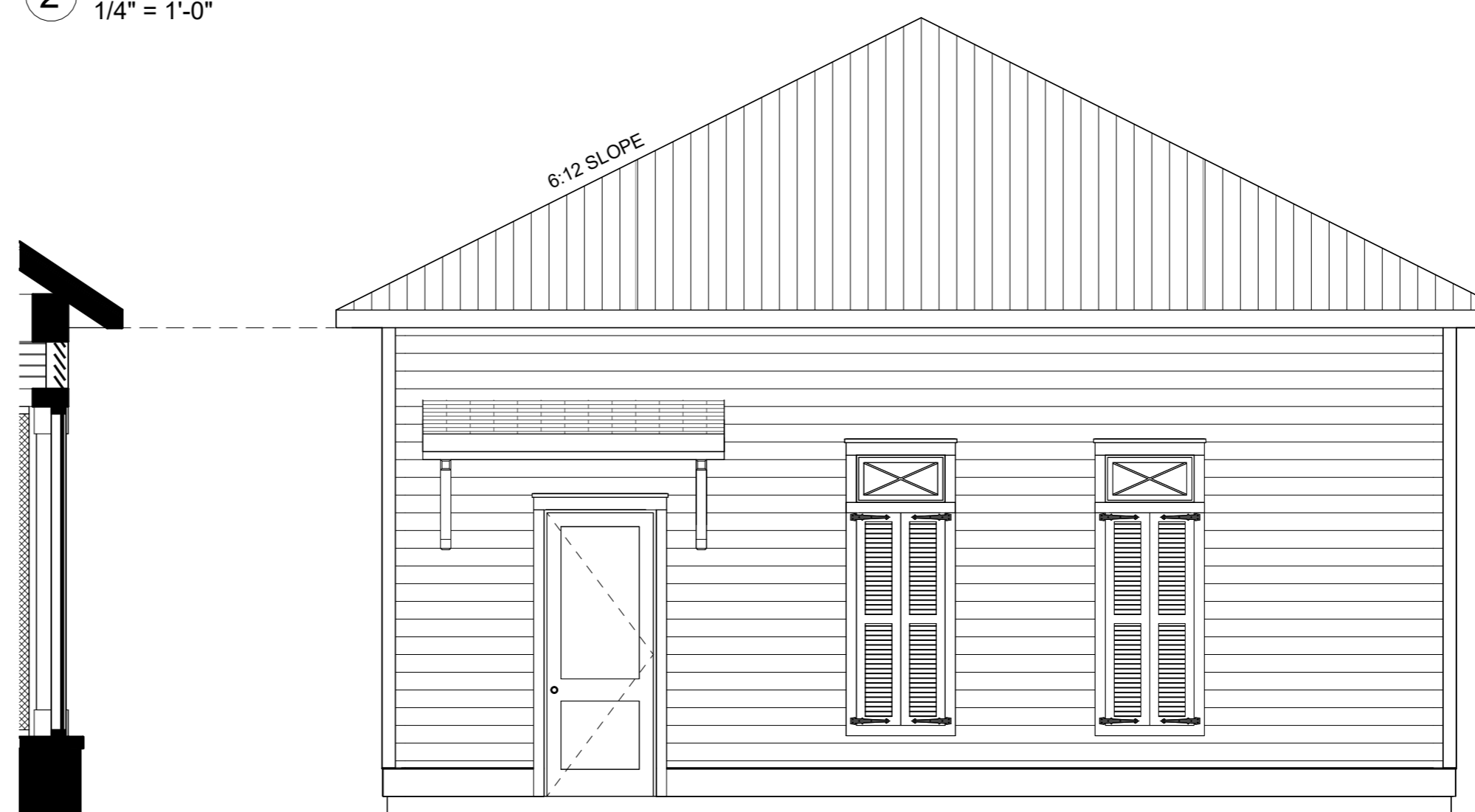
**1 POOL HOUSE - POOL VIEW**

1/4" = 1'-0"



**2 GARAGE - POOL VIEW**

1/4" = 1'-0"



**3 OVERALL REAR ELEVATION**

1/4" = 1'-0"



**BONNER RESIDENCE**  
703 HANCOCK STREET, BSL, MS 39520  
THOM & DEVIN BONNER

**REVISIONS**

| NO. | DESCRIPTION | DATE |
|-----|-------------|------|
|     |             |      |
|     |             |      |
|     |             |      |
|     |             |      |
|     |             |      |
|     |             |      |

**BONNER RESIDENCE**

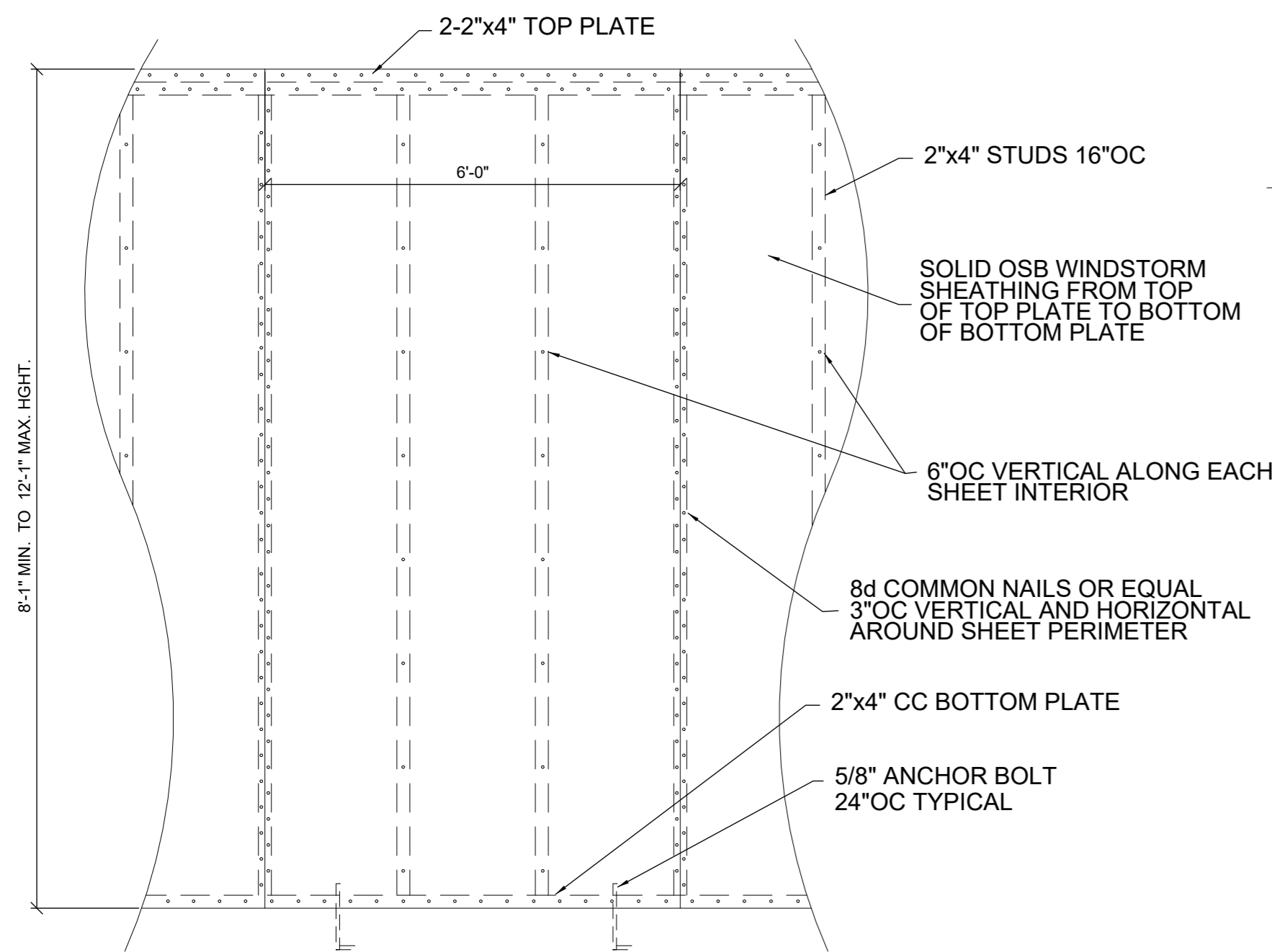
**ELEVATIONS**

LIVING AREA: 2887 SQFT  
UNDER BEAM: 5082 SQFT

**14 of 15**

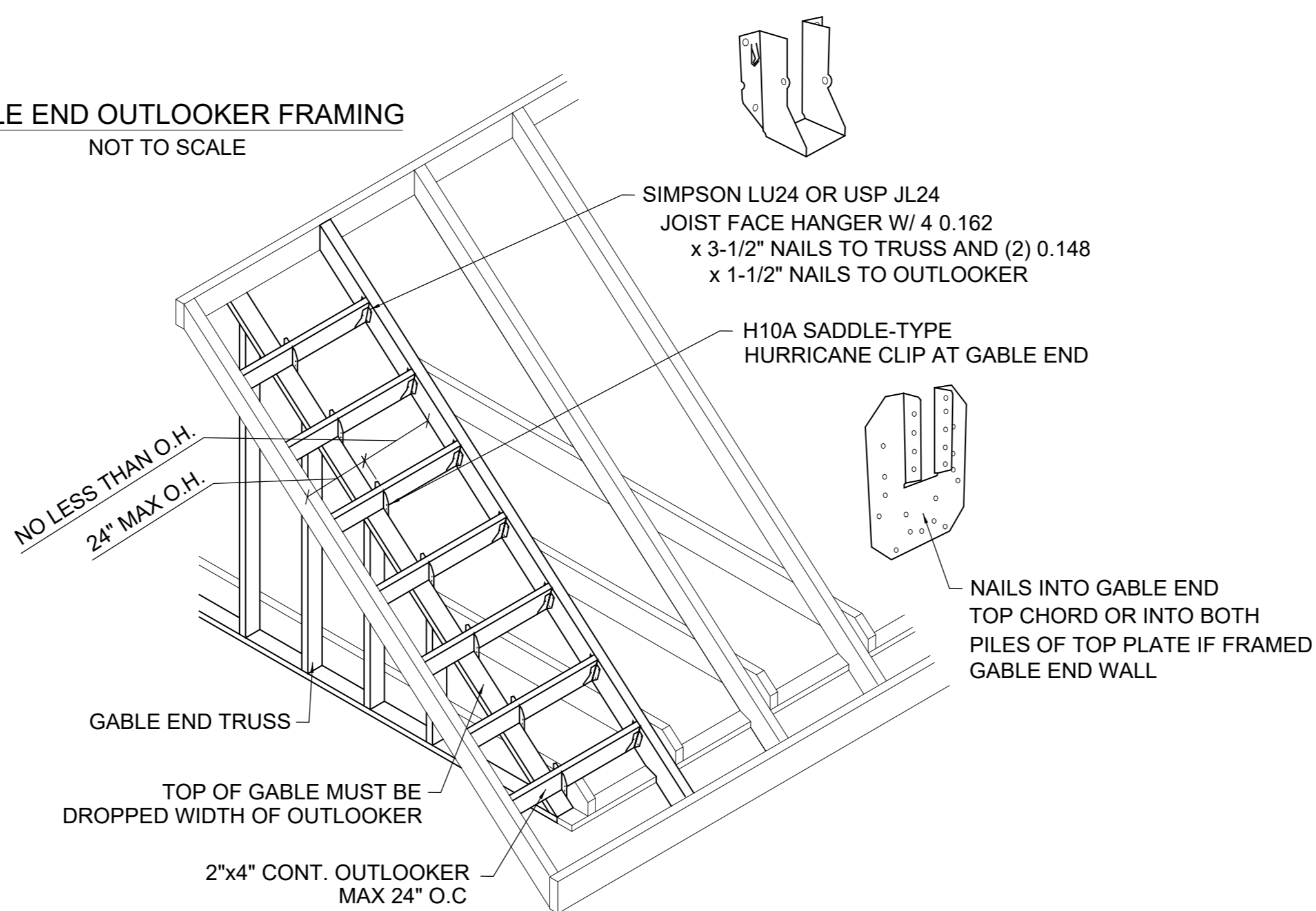
SCALE: 1/4" = 1'-0"  
DRWN BY: COLT LEE | DATE: 05/02/25

5/2/2025 12:38:33 PM



**7/16" STORM SHEATHING**  
TYPICAL ALL EXTERIOR WALLS  
SCALE: 3/4" = 1'-0"

**GABLE END OUTLOOKER FRAMING**  
NOT TO SCALE



**NOTE:**

CUT RAFTER BIRD MOUTH AFTER STORM SHEATHING

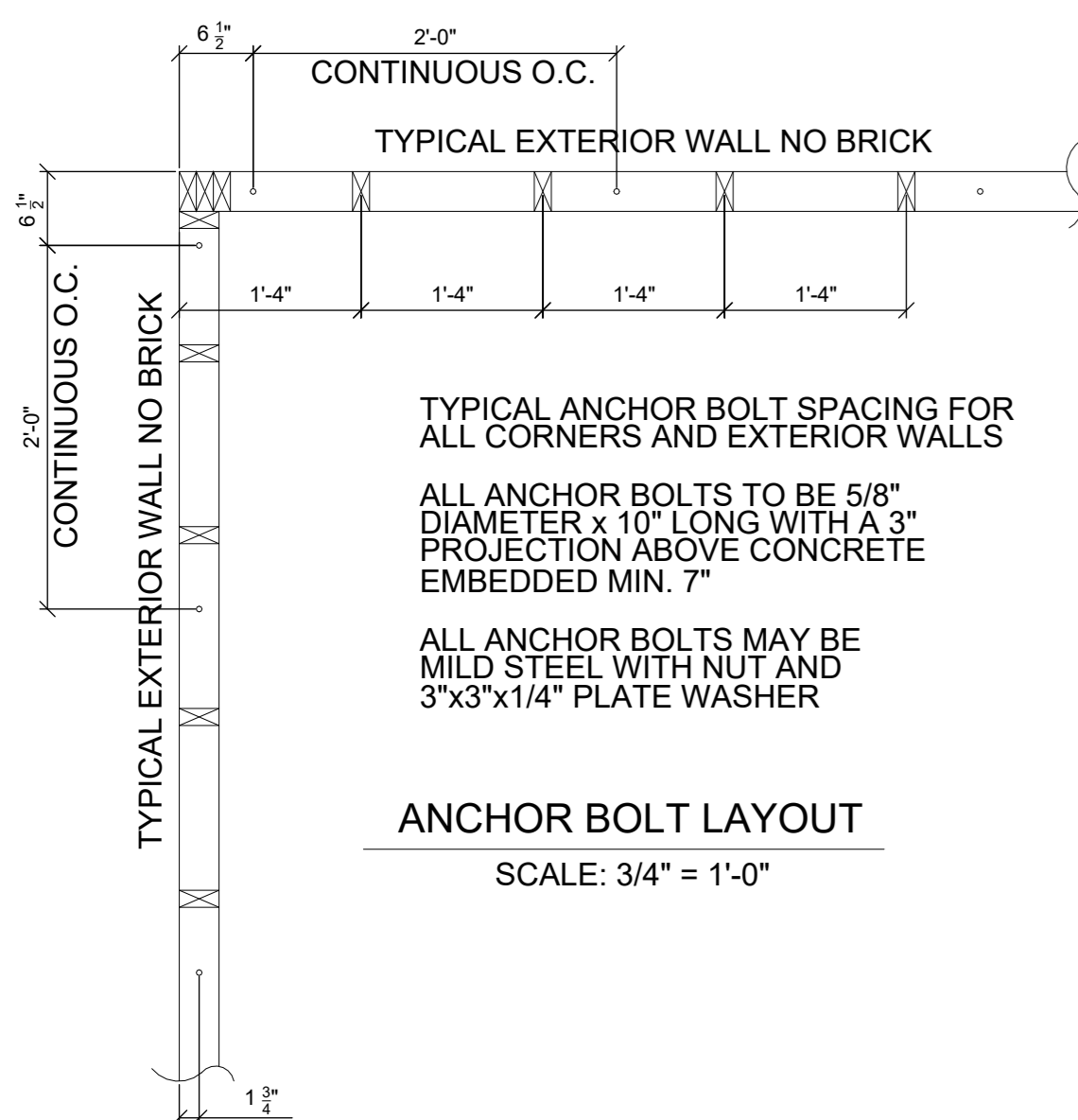
**NOTE:**

ROOF DRIP EDGE AS PER IRC 905.2.8

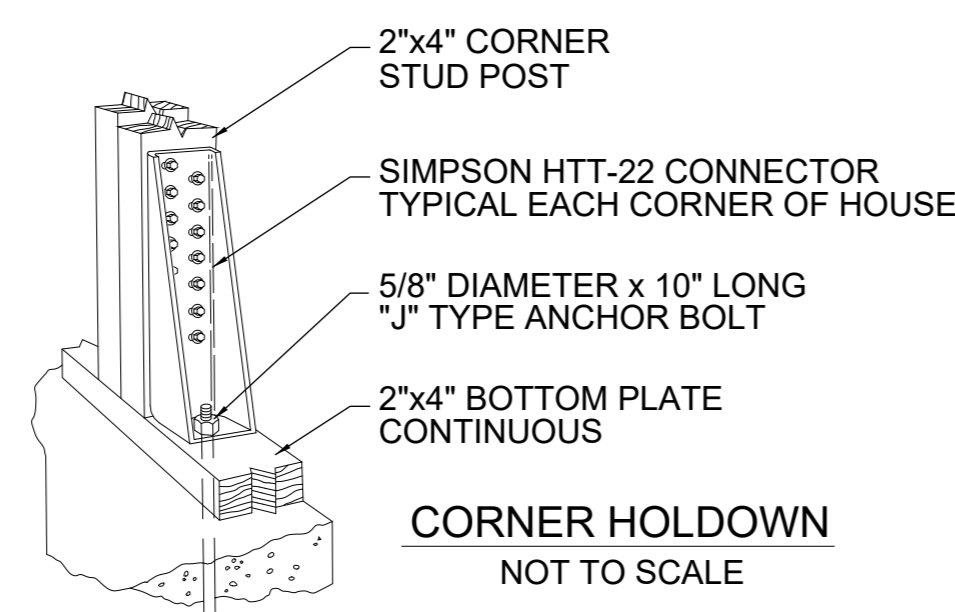
2"x6" SUB-FASCIA  
2"x4" SOFFIT LOOKOUTS

**TYP ROOF SOFFIT DETAIL**

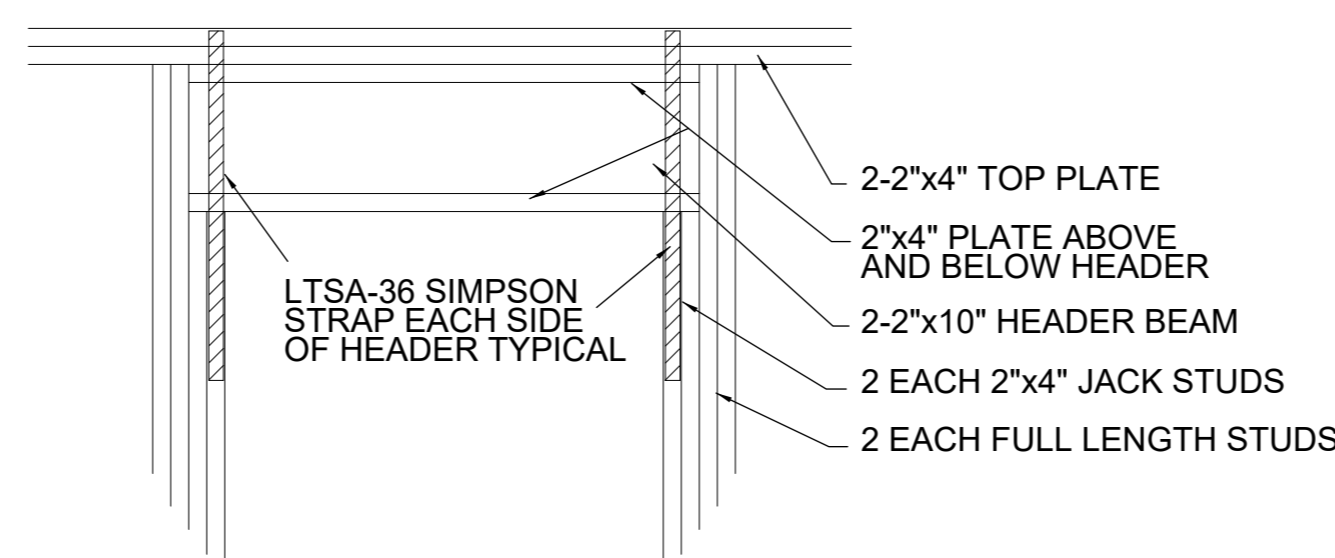
SCALE: 3/4" = 1'-0"



**ANCHOR BOLT LAYOUT**  
SCALE: 3/4" = 1'-0"

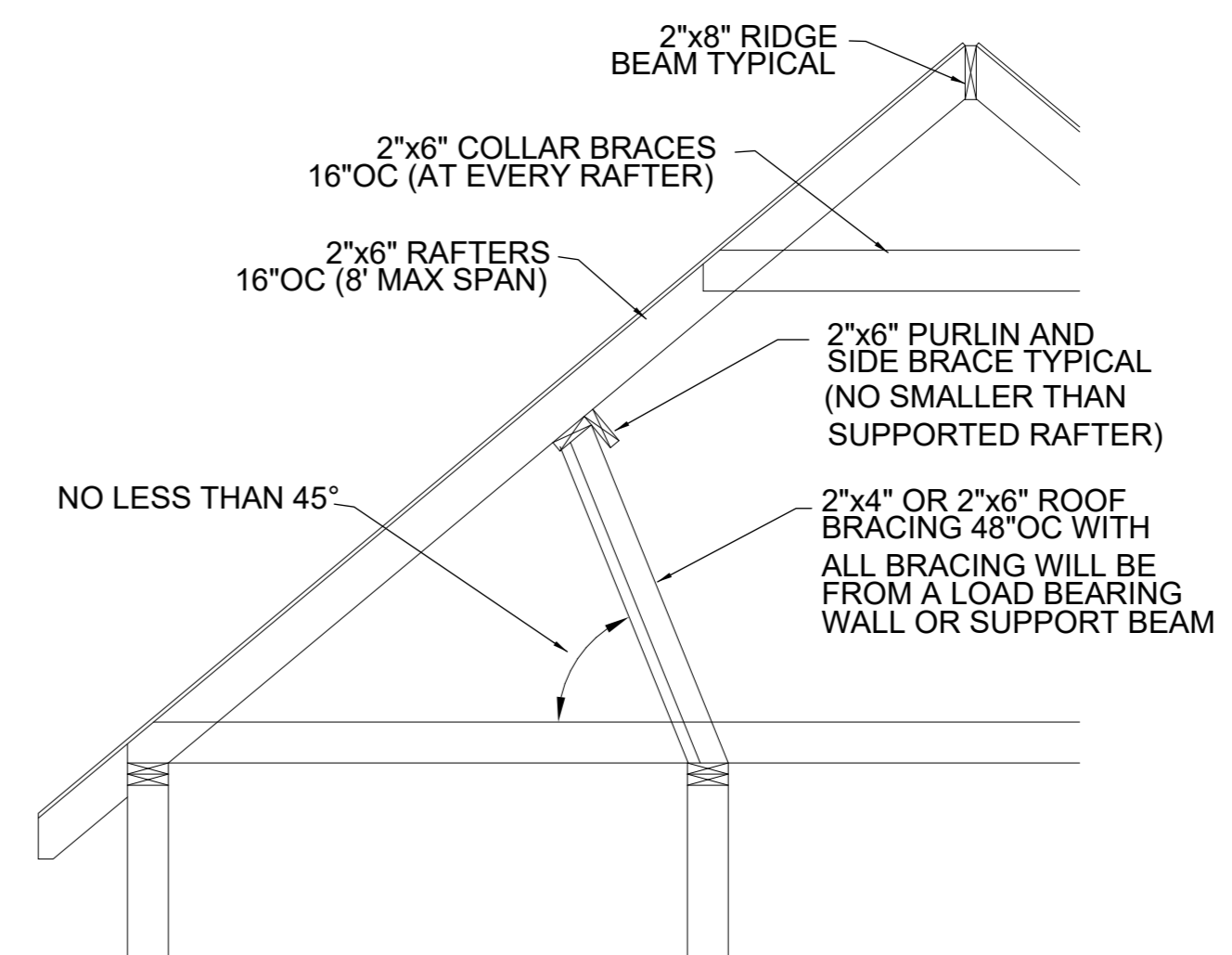


**CORNER HOLDDOWN**  
NOT TO SCALE



**TYPICAL EXTERIOR DOOR OR WINDOW HEADER**

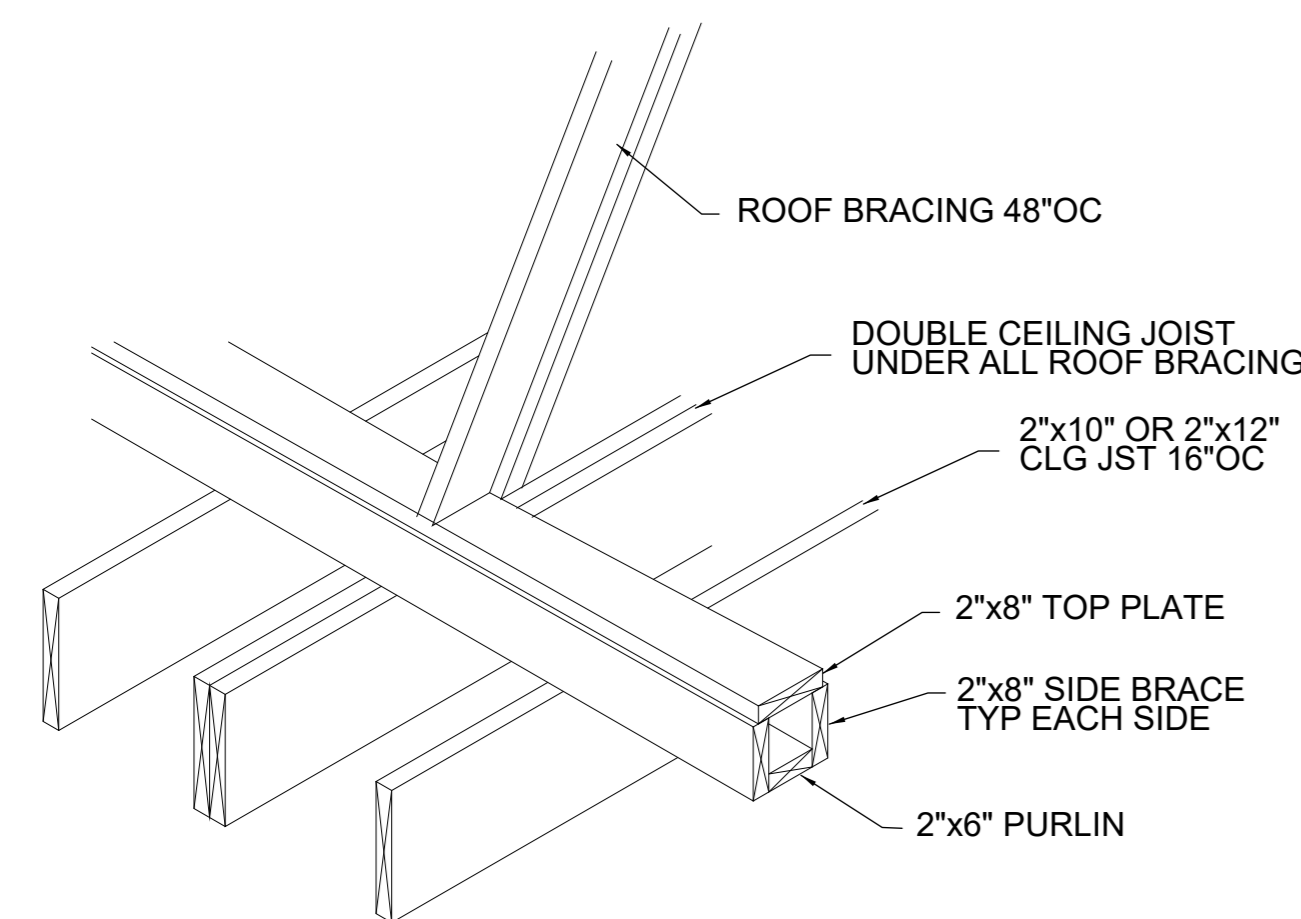
SCALE: 3/4" = 1'-0"



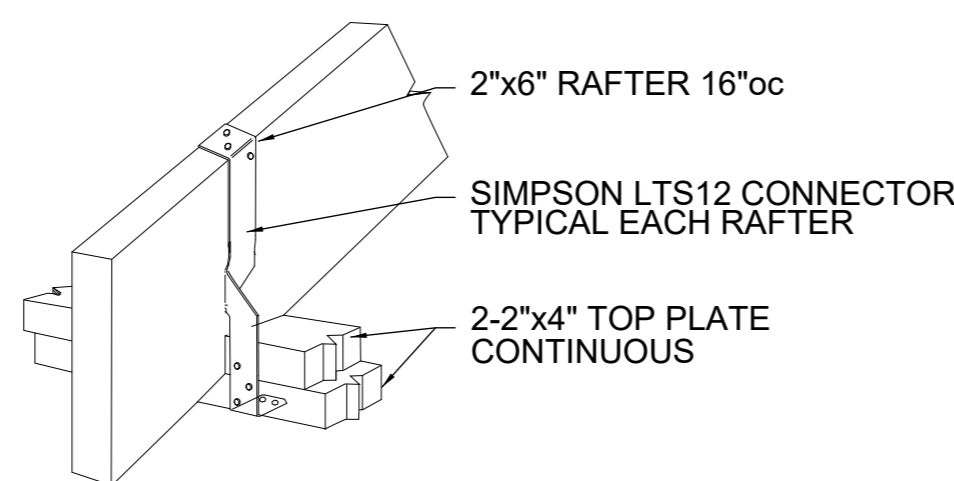
**TYPICAL ROOF BRACING DETAIL**

NOT TO SCALE

ALL RIDGES, HIPS AND VALLEYS ARE 2"x8"  
ALL RAFTERS ARE 2"x6" @ 16"OC (8'-0" MAX SPAN)



**STRONGBACK DETAIL**  
NOT TO SCALE



**RAFTER TO TOP PLATES**  
NOT TO SCALE

| WALL SHEATHING REQUIRED FOR WIND LOAD RESISTANCE* |              |   |        |
|---|--------------|---|--------|
| SHEATHING LOCATION                                | STUD SPACING | EDGES   | FIELDS |
|   |              | MAX NAIL SPAC. G F 8d COMMON OR 10d BOX NAILS (INCS OC) |        |
| INTERIOR ZONE                                     | 12" O.C.     | 4"  | 6"     |
|   | 16" O.C.     | 4"  | 6"     |
|   | 16" O.C.     | 4"  | 6"     |
| PERIMETER EDGE ZONE                               | 12" O.C.     | 4"  | 6"     |
|   | 16" O.C.     | 4"  | 6"     |
|   | 16" O.C.     | 4"  | 6"     |

| ROOF SHEATHING REQUIRED FOR WIND LOAD RESISTANCE* |                       |   |        |
|---|-----------------------|---|--------|
| SHEATHING LOCATION                                | TRUSS/ RAFTER SPACING | EDGES   | FIELDS |
|   |                       | MAX NAIL SPAC. G F 8d COMMON OR 10d BOX NAILS (INCS OC) |        |
| INTERIOR ZONE                                     | 12" O.C.              | 7"  | 6"     |
|   | 16" O.C.              | 7"  | 6"     |
|   | 16" O.C.              | 7"  | 6"     |
| PERIMETER EDGE ZONE                               | 12" O.C.              | 7"  | 6"     |
|   | 16" O.C.              | 7"  | 6"     |
|   | 16" O.C.              | 7"  | 6"     |

\* 130 MPH WIND, EXPOSURE - B

| MAX GLAZING (FENESTRATION) U-FACTOR | MIN. INSULATION R-VALUE |       |        |                |                 |
|-------------------------------------|-------------------------|-------|--------|----------------|-----------------|
|                                     | CLGS.                   | WALLS | FLOORS | BASEMENT WALLS | CRAWL SP. WALLS |
| 0.75                                | R-30                    | R-21  | R-13   | R-5            | R-5             |



504-452-6974  
2107 Nicholson Avenue, Suite B  
Waveland, MS 39576  
<https://benfatticonstruction.com/>

NOTES: © BENFATTI CONSTRUCTION LLC 2023  
NO REPRODUCTION OR OTHER USE OF THIS DRAWING OR ITS CONTENTS IS PERMITTED WITHOUT WRITTEN CONSENT OF LEGAL OWNER.  
THESE PLANS HAVE BEEN PREPARED TO THE BEST OF OUR ABILITIES, HOWEVER IT IS THE RESPONSIBILITY OF THE BUILDING CONTRACTOR TO VERIFY THEIR ACCURACY

**BONNER RESIDENCE**  
703 HANCOCK STREET, BSL, MS 39520  
THOM & DEVIN BONNER

**REVISIONS**

| NO. | DESCRIPTION | DATE |
|-----|-------------|------|
|     |             |      |
|     |             |      |
|     |             |      |
|     |             |      |
|     |             |      |
|     |             |      |
|     |             |      |

**BONNER RESIDENCE**

**DETAILS**

LIVING AREA: 2887 SQFT  
UNDER BEAM: 5082 SQFT

**15 of 15**

SCALE: 1/4" = 1'-0"  
DRWN BY: COLT LEE DATE: 05/02/25