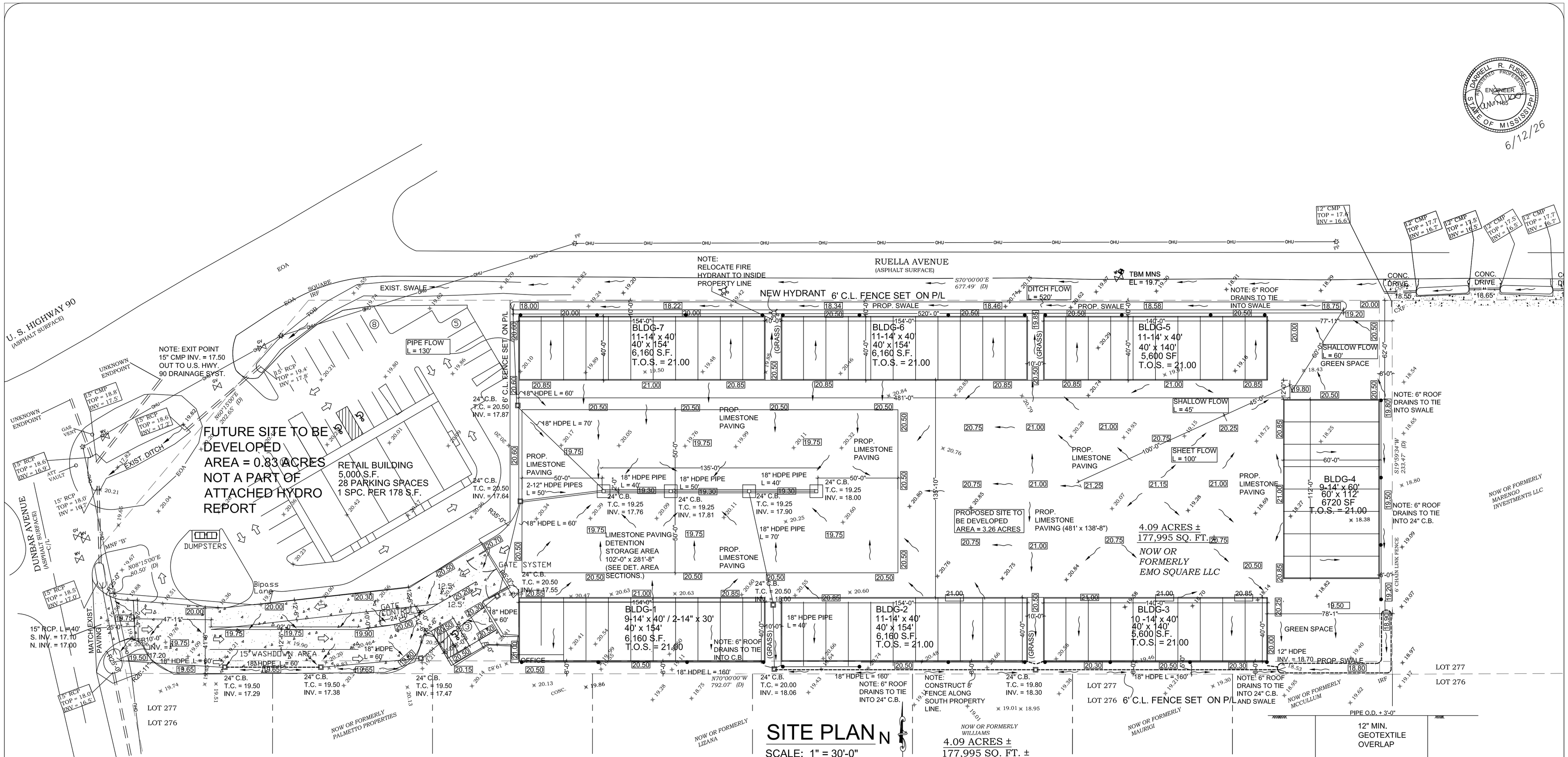

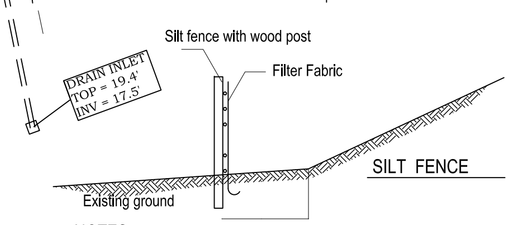

NOTES:
1. Filter to be buried Approximately 6 inches Into the ground.
2. Fabric to be installed per manufacturer recommendations.
3. Construct silt fence around perimeter of site. Maintain until work is complete and grass is established

OUTDOOR LIGHTING NOTES
1. LIGHTING SHALL BE 28 WATT LED FIXTURES MOUNTED ON THE BUILDING 13' ABOVE GRADE.
2. THE LIGHTING SHALL PROVIDE TOTAL FOOTCANDLES MEASURED AT THREE FEET ABOVE GROUND LEVEL NOT EXCEED TWO FOOTCANDLES AT THE PROPERTY LINE.

● MPulse Brand Surface Mount Fixture MP-SM28UT4-40B, or equal (5 TOTAL) mounted @ 13' above grade on photocell control

DESIGN CRITERIA
- 2021 INTERNATIONAL BUILDING CODE
- 2021 NFPA 101
- 2021 INTERNATIONAL MECHANICAL CODE
- 2021 INTERNATIONAL PLUMBING CODE
- 2020 NATIONAL ELECTRIC CODE

SITE NOTES

1. PROVIDE ACCESSIBLE PARKING SPACE AS PER SECTION ADA 216.5.
2. THRESHOLDS SHALL COMPLY WITH REQUIREMENTS OF THIS SECTION REGARDING CHANGES IN LEVEL. (NOT MORE THAN ½" HEIGHT AND BEVELED IF OVER ¼")
3. PROVIDE LEVEL LANDINGS OUTSIDE EXTERIOR DOORS THAT ARE WITHIN ½" OF THE INTERIOR FINISH FLOOR ELEVATION.
4. PROVIDE ILLUMINATION OF MEANS OF EGRESS IN ACCORDANCE WITH NFPA 101:7.8 AND IBC 1006, INCLUDING EXIT DISCHARGE (EXTERIOR).

Wind loading - 2021 IBC, 157 MPH Vult, 121 Vnom
Enclosed Building
Exposure B (1609.4)
Category II (Ibc 1604.5)
Wind Importance Factor = 1.0
Internal Pressure Coefficient = +/-.18
Main Wind Resisting System - Engineered Metal Building
Building frame and components designed based on loads from ASCE 7- 16
Floor live Loads - 100 psf
Floor dead load - 10 psf
Roof live loads = 20 psf
Design Load Bearing of Soils - 1500 PSF

LEGEND

30.65	EXISTING GRADE
31.00	REQUIRED GRADE
	DIRECTION OF FLOW
	PROP. DRAIN PIPE
	PROPOSED CONCRETE
	EXIST. DRAIN PIPE

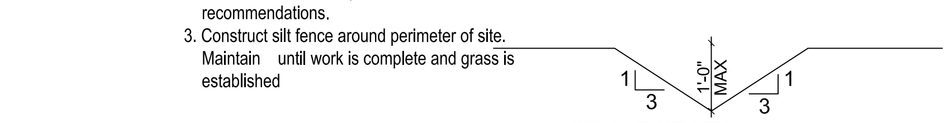

SWALE SECTION
NOT TO SCALE

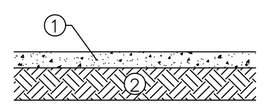

① 3" 610 LIMESTONE OR CRUSHED CONCRETE

② EXISTING GRANULAR BASE (CONFIRMED BY OWNER)

PARKING LOT SECTION
NOT TO SCALE

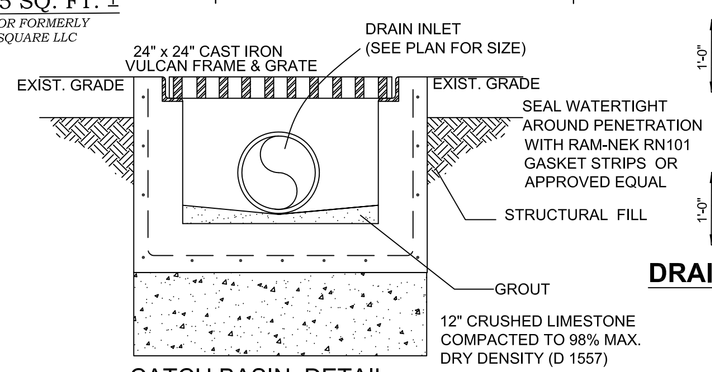

CATCH BASIN DETAIL
NOT TO SCALE

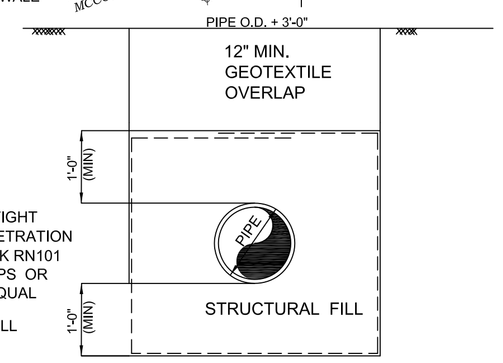

DRAIN PIPE BEDDING DETAIL

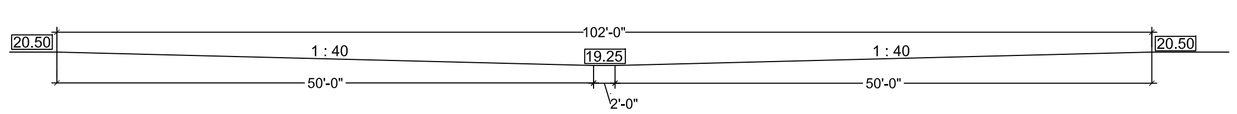

DETENTION AREA SECTION (WIDTH)
NOT TO SCALE



DETENTION AREA SECTION (LENGTH)
NOT TO SCALE

DARRELL R. FUSSELL
CERTIFIED PROFESSIONAL ENGINEER
No. 18185
STATE OF MISSISSIPPI
6/12/26

Issue	Description	Date
A	For review and comment	8-06-25
B	REVISED	3-05-26
C	REVISED	5-05-26
D	REVISED	6-12-26

STORAGE FACILITY
DUNBAR AVE.
BAY ST.LOUIS, MS.

DARRELL FUSSELL, P.E.
CIVIL AND STRUCTURAL ENGINEERING
PO BOX 881
Madisonville, LA 70447
Phone: 985-237-3908

C1