

**MASTER SERVICES AGREEMENT
BETWEEN CITY OF BAY ST. LOUIS, MISSISSIPPI AND TETRA TECH, INC.
FOR PROFESSIONAL CONSULTING SERVICES**

AMENDMENT NO. 1

THIS **CONTRACT AMENDMENT NO. 1** is by and between the **CITY OF BAY ST. LOUIS, MISSISSIPPI** (hereinafter referred to as "CLIENT"), and **TETRA TECH, INC.**, a (hereinafter referred to as "CONTRACTOR").

WITNESSETH:

WHEREAS, CLIENT has entered into a Contract for DEBRIS MONITORING SERVICES with CONTRACTOR for a period beginning on May 3, 2023 through May 2, 2024, with a current expiration date of May 2, 2025, which automatically renews for four (4) additional one (1) year periods;


WHEREAS, the CLIENT and CONTRACTOR desire to modify the billing rates based on the Consumer Price Index as published by the Bureau of Labor Statistics, U.S. Department of Labor; and

NOW, THEREFORE, the parties hereby agree as follows:


1. **BILLING RATES.** Effective May 3, 2025, the hourly rates are hereby amended as set forth in Attachment A, which is attached to this Contract Amendment.
2. **MODIFICATIONS.** This Contract Amendment and the Contract, taken together, constitute the final agreement between the CLIENT and CONTRACTOR. Any modification of or additions to the terms of this Contract Amendment or Contract must be in writing and executed by the parties.

IN WITNESS WHEREOF, the parties have duly executed this Contract Amendment by the authorized representatives below.


CITY OF BAY ST. LOUIS, MISSISSIPPI


By: Mike Favre
Title: Mayor

TETRA TECH, INC.


By: Jonathan Burgiel
Title: Business Unit President

ATTEST:


Michael Reso

ATTEST:


Kayla Lemaire, Contract Administrator II

Attachment A

**TETRA TECH, INC.
UPDATED RATE SCHEDULE
BAY ST. LOUIS, MISSISSIPPI
DEBRIS MONITORING SERVICES**

Disaster Debris Monitoring Services	Current	CPI	CPI	Updated Hourly Rate
Positions	Hourly Rate	1.87% Increase	\$ Increase	w/ 1.87% Increase
Principal	\$125.00	1.87%	\$ 2.34	\$ 127.34
Project Manager	\$85.00	1.87%	\$ 1.59	\$ 86.59
Operations Manager	\$65.00	1.87%	\$ 1.22	\$ 66.22
Field Supervisors	\$45.00	1.87%	\$ 0.84	\$ 45.84
Lead Site Monitors	\$38.00	1.87%	\$ 0.71	\$ 38.71
Debris Site/Tower Monitors	\$38.00	1.87%	\$ 0.71	\$ 38.71

Grant Management and Emergency Management Planning Services	Current	CPI	CPI	Updated Hourly Rate
Labor Category	Hourly Rate	1.87% Increase	\$ Increase	w/ 1.87% Increase
Consultant/Planner/Scientist/Assessor/Analyst/Environmental Specialist II	\$150.00	1.87%	\$ 2.81	\$ 152.81



TETRA TECH

April 29, 2025

Sent via email to mreso@baystlouis-ms.gov

Michael J. Reso
City Clerk
City of Bay St. Louis
688 Highway 90
Bay St. Louis, MS 39520

RE: Debris Monitoring Services
2025 Request for Contract Renewal and Rate Change

Dear Mr. Reso,

The City of Bay St. Louis, Mississippi (City) entered into a contract for Debris Monitoring Services with Tetra Tech, Inc. (Tetra Tech) for a period beginning on May 3, 2023 through May 2, 2024, with a current expiration date of May 2, 2025, with the option to renew the contract term for up to four (4) additional one (1) year periods. Tetra Tech is requesting the City to exercise the second renewal option from May 3, 2025 to May 2, 2026 with an adjustment to the hourly rates based on the CPI-U Base Price Adjustment Calculation below:

CPI for March 2024: 304.490

CPI for March 2025: 310.183

Increase Calculation: $310.183 \text{ (March 2025)} - 304.490 \text{ (March 2024)} = 5.693$

$5.693 / 304.490 \text{ (March 2024)} = \mathbf{1.87\% \text{ increase}}$

As such, Tetra Tech requests the City to consider increasing Tetra Tech's hourly rates by 1.87%. Please find enclosed the updated hourly rates for review and approval which includes the 1.87% increase (Attachment A) and a detailed calculation breakdown as well as the CPI-U Original Data Value for March 2024 to March 2025 (Attachment B).

Please contact me directly at TDR.Contracts@tetrattech.com should you have any questions or need additional information.

Sincerely,

Kayla Lemaire
Contract Administrator II

Tetra Tech, Inc.

2301 Lucien Way, Suite 120, Maitland, FL 32751
407-735-6580 | TDR.contracts@tetrattech.com | tetrattech.com

Attachment A

TETRA TECH, INC.
UPDATED RATE SCHEDULE
BAY ST. LOUIS, MISSISSIPPI
DEBRIS MONITORING SERVICES

Disaster Debris Monitoring Services	Current	CPI	CPI	Updated Hourly Rate
Positions	Hourly Rate	1.87% Increase	\$ Increase	w/ 1.87% Increase
Principal	\$125.00	1.87%	\$ 2.34	\$ 127.34
Project Manager	\$85.00	1.87%	\$ 1.59	\$ 86.59
Operations Manager	\$65.00	1.87%	\$ 1.22	\$ 66.22
Field Supervisors	\$45.00	1.87%	\$ 0.84	\$ 45.84
Lead Site Monitors	\$38.00	1.87%	\$ 0.71	\$ 38.71
Debris Site/Tower Monitors	\$38.00	1.87%	\$ 0.71	\$ 38.71

Grant Management and Emergency Management Planning Services	Current	CPI	CPI	Updated Hourly Rate
Labor Category	Hourly Rate	1.87% Increase	\$ Increase	w/ 1.87% Increase
Consultant/Planner/Scientist/Assessor/Analyst/Environmental Specialist II	\$150.00	1.87%	\$ 2.81	\$ 152.81

Attachment B

Bureau of Labor Statistics

CPI for All Urban Consumers (CPI-U) Original Data Value

Series Id: CUUR0300SA0
Not Seasonally Adjusted
Series Title: All items in South urban, all urban consumers, not
Area: South
Item: All items
Base Period: 1982-84=100
Years: 2012 to 2024

Year	Jan	Feb	Mar	Apr	May	Jun	Jul	Aug	Sep	Oct	Nov	Dec
2012	220.497	221.802	223.314	224.275	223.356	223.004	222.667	223.919	225.052	224.504	223.404	223.109
2013	223.933	225.874	226.628	226.202	226.289	227.148	227.548	227.837	227.876	227.420	226.811	227.082
2014	227.673	228.664	230.095	231.346	231.762	232.269	232.013	231.611	231.762	231.131	229.845	228.451
2015	226.855	227.944	229.337	229.957	230.886	232.026	231.719	231.260	230.913	230.860	230.422	229.581
2016	229.469	229.646	230.977	231.975	232.906	233.838	233.292	233.561	234.069	234.337	234.029	234.204
2017	235.492	236.052	236.154	236.728	236.774	237.346	236.942	237.892	239.649	239.067	238.861	238.512
2018	239.772	241.123	241.595	242.486	243.279	243.770	243.776	243.605	243.640	244.163	243.484	242.150
2019	242.547	243.856	245.554	246.847	246.667	246.515	247.250	246.953	246.891	247.423	247.385	247.289
2020	248.005	248.412	248.136	246.254	245.696	247.223	248.619	249.639	250.193	250.542	250.255	250.693
2021	252.067	253.386	255.319	257.207	259.343	261.668	263.013	263.728	264.593	267.160	268.360	269.263
2022	271.634	274.688	278.598	279.879	283.307	287.427	287.608	287.168	287.656	288.836	288.991	288.205
2023	290.438	292.285	293.358	295.315	295.889	296.789	297.279	298.975	299.657	299.394	298.93	298.754
2024	300.421	303.144	304.490	305.104	305.296	305.357	305.819	305.761	306.078	306.889	306.877	307.007
2025	308.911	309.987	310.183									

Mar-24 304.490

Mar-25 310.183

Increase Calculation: 310.183 Mar-25 - 304.490 Mar-24 = 5.693
5.693 / 304.490 Mar-24 = 1.87%