



**CITY OF BAY CITY, TEXAS
QUARTERLY INVESTMENT REPORT
FOR THE QUARTER ENDED SEPTEMBER 30, 2022**

The investment portfolio detailed in the attached report includes all investment transactions made during the above referenced period. The investment portfolio and all related transactions comply with the investment policy of the City of Bay City, Texas and the Public Funds Investment Act of the State of Texas.

Investment Officer: _____

A handwritten signature in blue ink, appearing to read "Scotty Jones", is written over a horizontal line. Below the line, the name "Scotty Jones, Finance Director" is printed.

Scotty Jones, Finance Director

Date: _____

A handwritten date "11-9-22" in blue ink is written over a horizontal line.



Investment Report Quarter Ended September 2022

The City has a weighted average portfolio of 196 days with an average yield of .74%. City is liquid with 81% of the portfolio in a 0-1-year maturity. Average interest rates have increased since prior quarter except for fixed term investments. Investment earnings are \$31,668.56 for the quarter and up \$27,045.58 as compared to the same quarter last year. The investment strategy currently is to diversify & structure a somewhat laddered portfolio (Checking, Investment Pools, and Securities less than 5 years to maturity) to minimize interest rate risk in the future.

September 30, 2022 Balances

	Total Bal by Type	% of Portfolio
Int'l Bank of Commerce	\$ 4,586,991.58	31%
Prosperity Bank	\$ 524,909.47	4%
Prosperity Bank Money Market	\$ 4,377,686.37	30%
Petty Cash/Cash Drawers	\$ 4,322.00	0%
Texpool	\$ 1,569,014.05	11%
Texas Class	\$ 324,448.57	2%
CD's	\$ 1,242,000.00	8%
Securities	\$ 2,072,152.00	14%
	\$14,701,524.04	100%

Interest Earnings

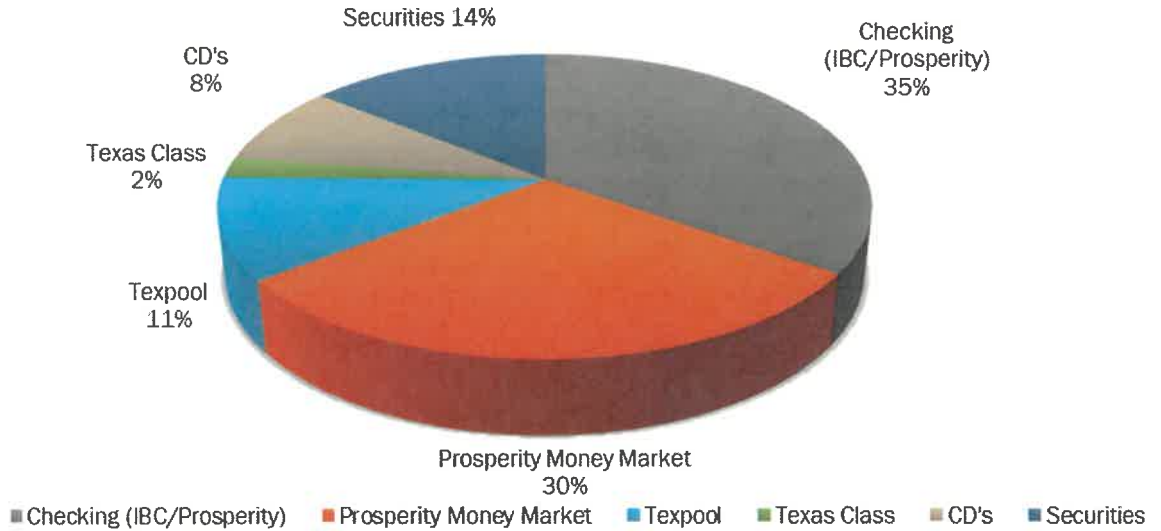
Interest received during the 4th quarter totaled \$ 31,668.56 and represents interest paid on checking accounts and investments.

Portfolio	Qtr 9-30-22	Qtr 9-30-21	Over Prior Year
Interest Received	31,668.56	\$4,622.98	\$27,045.58

Portfolio Diversification

Portfolio Diversification is used to create a structure to reduce investment risks and a portfolio that will experience minimal volatility during economic cycles.


Portfolio Diversification



Portfolio Maturity Schedule

The goal is to ladder the City's portfolio. Due to some economic uncertainty and low interest rates, staying short for investment purposes is the strategy for any investments.

Years to Maturity	Face Value	% Total
0-1	\$11,874,524.04	81%
1-2	\$ 745,000.00	5%
2-3	\$ 1,585,000.00	11%
3-4	\$ 497,000.00	3%
4-5		
Total	\$14,701,524.04	100%

 City of BAY CITY vs. Benchmarks for Quarter Ending SEPTEMBER 30, 2022						
BOOK VALUE	MARKET VALUE	Unrealized Gain/<Loss>	Average Book Yield	Benchmark Pools	Benchmark 90 Day T-Bill	
\$ 14,701,524	\$ 14,441,532	(259,992.13)	0.74%	2.12%	2.87%	
Maturity	Weighted Average		0.74% Yield			
	195.97 Day(s)					



INVESTMENT PORTFOLIO- CITY OF BAY CITY- BY FUND
for Quarter Ending September 30, 2022

ACCT NAME CUSIP	GENERAL LEDGER CODE	GENERAL LEDGER BAL.	AVG INT RATE	TYPE	CPN	MATURITY DATE	BOOK VALUE	MARKET VALUE
All Funds								
GENERAL FUND								
<i>General Fund</i>								
IBC (Pooled Cash)	11-1100	\$ (100,243.42)	0.15%	IOC				
Cash Drawers (1101,1105,1106,1110)	11-11XX	\$ 752.00					N/A	
Petty Cash (1102,1103,1104,1107,1108,1109)	11-11XX	\$ 1,820.00					N/A	
Investments-TEXPOOL	11-1125	\$ 134,280.89	2.03%	LOC GOVT POOL				\$ 134,280.89
Investments-Texas Class	11-1130	\$ 230,510.66	2.20%	LOC GOVT POOL				\$ 230,510.66
Prosperity	11-1111	\$ 499,937.33	0.15%	IOC				
Prosperity Money Market	11-1115	\$ 1,332,365.89	0.63%	IOC				
Cash Held in Escrow- PD	11-1120	\$ -	0.00%	IOC				
Certificates of Deposit	11-1220	\$ 744,000.00	2.20%	CD		See maturity schec	\$ 744,000.00	\$ 687,506.46
Securities	11-1215	\$ 1,585,000.00	0.69%	SEC		See maturity schec	\$ 1,585,000.00	\$ 1,430,998.20
TOTAL GENERAL FUND		\$ 4,428,423.35						
FIXED ASSET REPLACEMENT FUND								
<i>Fixed Asset Replacement Fund</i>								
IBC (Pooled Cash)	12-1100	\$ 76,355.68	0.08%	IOC				
TOTAL FIXED ASSET REPLACEMENT FUND		\$ 76,355.68						
CAPITAL PROJECT FUNDS								
<i>Street Construction / Maintenance Fund</i>								
IBC (Pooled Cash)	28-1100	\$ 1,259,682.46	0.15%	IOC				
Investments-TEXPOOL	28-1125	\$ 620,514.99						\$ 620,514.99
TOTAL STREET MAINT. FUND		\$ 1,880,197.45						
2018 Tax Note- Building Improvements/Road Equip.								
IBC (Pooled Cash)	34-1100	\$ -	0.15%	IOC				
Investments-TEXPOOL	34-1125	\$ -	2.03%	LOC GOVT POOL				\$ -
TOTAL PROJECT FUND		\$ -						
2016 CO'S- Phase III Street Project								
IBC (Pooled Cash)	36-1100	\$ -	0.15%	IOC				
Investments-TEXPOOL	36-1125	\$ -	2.03%	LOC GOVT POOL				\$ -
TOTAL PHASE III STREET PROJECT		\$ -						
2020 CO'S- Nile Valley Phase I Reconstruction & Equipment (Fire Truck/Gradall)								
IBC (Pooled Cash)	37-1100	\$ (2,239,760.54)	0.15%	IOC				
TexPool	37-1125	\$ -	2.03%	LOC GOVT POOL				
Prosperity Money Market	37-1115	\$ 3,045,320.48	0.63%	MM				\$ 3,045,320.48
Certificates of Deposit	37-1220	\$ -	2.20%	CD				\$ -
TOTAL NILE VALLEY PROJECT		\$ 805,559.94						
TOTAL CAPITAL PROJECT FUNDS		\$ 2,665,757.39						
DEBT SERVICE FUND								
<i>I & S Supported Bonds</i>								
IBC (Pooled Cash)	80-1100	\$ (24,223.77)	0.15%	IOC				
Investments-TEXPOOL	80-1125	\$ 153,334.83	2.03%	LOC GOVT POOL				\$ 153,334.83
Investments-Texas Class	80-1130	\$ 90,255.42	2.20%	LOC GOVT POOL				\$ 90,255.42
TOTAL I & S FUND		\$ 219,366.48						
TOTAL DEBT SERVICE		\$ 219,366.48						

ACCT NAME CUSIP	GENERAL LEDGER CODE	GENERAL LEDGER BAL.	AVG INT RATE	TYPE	CPN	MATURITY DATE	BOOK VALUE	MARKET VALUE
SPECIAL REVENUE FUNDS								
<i>TIRZ 1 Fund</i>								
IBC (Pooled Cash)	20-1100	\$ 167,480.43	0.15%	IOC				
TOTAL TIRZ FUND		\$ 167,480.43						
<i>TIRZ 2 Fund</i>								
IBC (Pooled Cash)	21-1100	\$ 152,875.10	0.15%	IOC				
TOTAL TIRZ FUND		\$ 152,875.10						
<i>TIRZ 3 Fund</i>								
IBC (Pooled Cash)	22-1100	\$ -	0.15%	IOC				
TOTAL TIRZ FUND		\$ -						
<i>Hazard Mitigation Fund</i>								
IBC (Pooled Cash)	23-1100	\$ 4,462,415.71	0.15%	IOC				
TOTAL HAZARD MITIGATION FUND		\$ 4,462,415.71						
<i>Hotel Occupancy Tax Fund</i>								
IBC (Pooled Cash)	25-1100	\$ 561,532.49	0.15%	IOC				
Prosperity (Tourism Events)	25-1112	\$ 6,195.83	0.15%	IOC				
TOTAL HOTEL FUND		\$ 567,728.32						
<i>Police Forfeiture Fund</i>								
IBC (Pooled Cash)	24-1100	\$ -	0.15%	IOC				
Police Forfeiture Account	24-1115	\$ 53,316.72	0.15%	IOC				
Police Pending Forfeiture Account	24-1116	\$ 26,276.05	0.15%	IOC				
TOTAL FORFEITURE FUND		\$ 79,592.77						
<i>Building Security Fund</i>								
IBC (Pooled Cash)	27-1100	\$ 18,970.83	0.15%	IOC				
TOTAL BUILDING SEC FUND		\$ 18,970.83						
<i>Court Technology Fund</i>								
IBC (Pooled Cash)	29-1100	\$ 14,142.88	0.15%	IOC				
TOTAL COURT TECHNOLOGY FUND		\$ 14,142.88						
<i>Home Program - TDHCA</i>								
IBC (Pooled Cash)	30-1100	\$ -	0.15%	IOC				
TOTAL Home Program - TDHCA Fund		\$ -						
<i>Drainage Projects (HazMit)</i>								
IBC (Pooled Cash)	31-1100	\$ (78,198.44)	0.15%	IOC				
Investments-TEXPOOL	31-1125	\$ -	2.03%	LOC GOVT POOL				
TOTAL GLO/CDBG GRANT PROJECTS		\$ (78,198.44)						
<i>TCF Sidewalk</i>								
IBC (Pooled Cash)	32-1100	\$ (55,790.00)	0.15%	IOC				
TOTAL TCF/CDBG GRANT PROJECTS		\$ (55,790.00)						
TOTAL SPECIAL REVENUE FUNDS		\$ 5,329,217.60						

ACCT NAME CUSIP	GENERAL LEDGER CODE	GENERAL LEDGER BAL.	AVG INT RATE	TYPE	CPN	MATURITY DATE	BOOK VALUE	MARKET VALUE
ENTERPRISE FUNDS								
<i>Public Utility Fund</i>								
IBC (Pooled Cash)	61-1100	\$ 2,540,800.15	0.15%	IOC				
Cash Drawer-MSB	61-1102	\$ 150.00						
Cash Drawer-MSB	61-1104	\$ 150.00						
Cash Drawer-UTILITY BILLING	61-1105	\$ 1,450.00						
Prosperity	61-1111	\$ 18,776.31	0.15%	IOC				
Investments-TEXPOOL	61-1125	\$ 581,263.31	2.03%	LOC GOV'T POOL			\$ 581,263.31	
Investments-TEXAS CLASS	61-1130	\$ 3,682.49	2.20%	CD			\$ 3,682.49	
Certificates of Deposit	61-1220	\$ 498,000.00	1.60%	SEC		See maturity sched	\$ 498,000.00	\$ 450,015.21
Securities	61-1215	\$ 487,152.00	3.02%				\$ 487,152.00	\$ 485,640.00
TOTAL UTIL OPER FUND		\$ 4,131,424.26						
<i>Utility Construction Funds</i>								
<i>Utility Construction Funds- Waterline NW Quadrant</i>								
IBC (Pooled Cash)	62-1100	\$ -	0.15%	IOC				
Investments-TEXPOOL	62-1125	\$ -	2.03%	IOC			\$ -	
TOTAL UTILITY CONSTRUCTION FUND		\$ -						
<i>2016 CO'S- Grace WWTP/Waterline Hwy 60N, etc</i>								
IBC (Pooled Cash)	66-1100	\$ 791.21	0.15%	IOC				
Investments-TEXPOOL	66-1125	\$ -	2.03%	LOC GOV'T POOL			\$ -	
TOTAL 2016 UTILITY PROJECT FUND		\$ 791.21						
<i>TWDB - WATER</i>								
IBC (Pooled Cash)	68-1100	\$ (1,902,649.59)	0.15%	IOC				
TOTAL TWDB - WATER		\$ (1,902,649.59)						
<i>TWDB - SEWER</i>								
IBC (Pooled Cash)	69-1100	\$ (620,433.52)	0.15%	IOC				
TOTAL TWDB - SEWER		\$ (620,433.52)						
TOTAL UTIL CONSTRUCTION FUNDS		\$ (2,522,291.90)						
<i>Utility Debt Service Funds</i>								
<i>PUF Supported Bonds</i>								
IBC (Pooled Cash)	63-1100	\$ (83,085.37)	0.15%	IOC				
Investments-TEXPOOL	63-1125	\$ 79,620.03	2.03%	LOC GOV'T POOL			\$ -	\$ 79,620.03
TOTAL UTILITY DEBT FUND		\$ (3,465.34)					\$ -	
TOTAL UTIL DEBT SERVICE		\$ (3,465.34)						
TOTAL ALL UTIL FUNDS		\$ 1,605,667.02						
<i>Airport Fund</i>								
<i>Airport Operating Fund</i>								
IBC (Pooled Cash)	64-1100	\$ 104,739.06	0.15%	IOC				
TOTAL AIRPORT OPERATING FUND		\$ 104,739.06						
<i>2020 CO'S- Airport Improvements (Hangers & Taxiway)</i>								
IBC (Pooled Cash)	67-1100	\$ 1,901.31	0.15%	IOC				
Certificates of Deposit	67-1220	\$ -	2.20%	CD			\$ -	
TOTAL 2020 AIRPORT PROJECT FUND		\$ 1,901.31					\$ -	
TOTAL AIRPORT FUND		\$ 106,640.37						

ACCT NAME CUSIP	GENERAL LEDGER CODE	GENERAL LEDGER BAL.	AVG INT RATE	TYPE	CPN	MATURITY DATE	BOOK VALUE	MARKET VALUE
INTERNAL SERVICE FUNDS <i>Information Technology</i>								
IBC (Pooled Cash)	81-1100	\$ 19,455.97	0.15%	IOC				
TOTAL INFORMATION TECHNOLOGY		\$ 19,455.97						
Maintenance Fund (Facilities/Equipment)								
IBC (Pooled Cash)	82-1100	\$ 203,434.86	0.15%	IOC				
TOTAL MAINTENANCE FUND		\$ 203,434.86						
TOTAL INTERNAL SERVICE FUNDS		\$ 222,890.83						
EMPLOYEE TRUST FUND <i>Employee Trust Fund</i>								
IBC (Pooled Cash)	96-1118	\$ 1.00	0.15%	IOC				
TOTAL EMPLOYEE TRUST FUND		\$ 1.00						
FLEXIBLE SPENDING ACCOUNT <i>FSA Fund</i>								
IBC (Pooled Cash)	98-1118	\$ 27,204.32	0.15%	IOC				
TOTAL FSA FUND		\$ 27,204.32						

ACCT NAME CUSIP	GENERAL LEDGER CODE	GENERAL LEDGER BAL.	AVG INT RATE	TYPE	CPN	MATURITY DATE	BOOK VALUE	MARKET VALUE																																													
<p>CITY GRAND TOTAL \$ 14,701,524.04</p> <p>The City's investments are in compliance with the Investment strategy as expressed in the Investment Policy with the relevant provisions of Ch.2256 of the TX Gov. Code</p>																																																					
International Bank of Commerce	Bank GL	\$ 4,586,991.58	31.20%																																																		
Prosperity Bank		\$ 524,909.47	3.57%																																																		
Prosperity Bank- Money Market		\$ 4,377,686.37	29.78%																																																		
Petty Cash / Cash Drawers		\$ 4,322.00	0.03%																																																		
Texpool		\$ 1,569,014.05	10.67%																																																		
Texas Class		\$ 324,448.57	2.21%																																																		
CD's		\$ 1,242,000.00	8.45%																																																		
Securities		\$ 2,072,152.00	14.09%																																																		
		\$ 14,701,524.04	100.00%																																																		
<p>Cash Balance \$ 14,701,524.04</p> <p>Less Restricted Cash</p> <p>Operating Reserves-Policy General Fund 3,793,677.00 25% Operating Expenditures</p> <p>Operating Reserves-Policy Utility Fund 1,982,997.00 25% Operating Expenditures</p> <p>Street Maint Fund 1,880,197.45 Capital excluding TWDB Projects</p> <p>Projects Encumbered 1,855,161.94</p> <p>Other AP Encumbered 195,899.17</p> <p>Debt Payments Due 528,731.80 Payments Due 3-1-23</p> <p>Total \$ 4,464,859.68</p>																																																					
<p>Investment Committee- City Manager</p>																																																					
<p>Investment Committee- Councilman</p>																																																					
<p>Investment Committee- Councilman</p>																																																					
<p>Investment Committee- Mayor</p>																																																					
<p>Date of Meeting: 1/15/22</p>																																																					
<p>Interest 21 vs 22 \$ 4,622.98 Interest at 09-30-21</p>																																																					
<p>Interest at 09-30-22 \$ 31,668.56 Interest at 09-30-22</p>																																																					
<p>Balance down from PY \$ (1,645,438.81) \$ 27,045.58 Interest up from PY</p>																																																					
<p>CURRENT YEAR</p> <table border="1"> <thead> <tr> <th></th> <th>(Oct-Dec)</th> <th>(Jan-Mar)</th> <th>(April-June)</th> <th>Current Qtr (July-Sept)</th> </tr> </thead> <tbody> <tr> <td>INTEREST EARNINGS</td> <td></td> <td></td> <td></td> <td></td> </tr> <tr> <td>IBC/Prosperity Bank</td> <td>741.64</td> <td>1,026.91</td> <td>959.60</td> <td>1,217.79</td> </tr> <tr> <td>Texpool</td> <td>191.60</td> <td>433.77</td> <td>3,297.07</td> <td>8,550.10</td> </tr> <tr> <td>Texas Class</td> <td>323.96</td> <td>968.91</td> <td>4,701.10</td> <td>6,121.39</td> </tr> <tr> <td>Money Market</td> <td>2,749.34</td> <td>2,691.26</td> <td>3,093.94</td> <td>6,972.91</td> </tr> <tr> <td>Securities</td> <td>4,857.77</td> <td>5,265.63</td> <td>1,208.66</td> <td>8,806.37</td> </tr> <tr> <td>CD's</td> <td></td> <td>3,479.78</td> <td></td> <td></td> </tr> <tr> <td>Total</td> <td>\$ 8,864.31</td> <td>\$ 13,866.26</td> <td>\$ 13,260.37</td> <td>\$ 31,668.56</td> </tr> </tbody> </table>										(Oct-Dec)	(Jan-Mar)	(April-June)	Current Qtr (July-Sept)	INTEREST EARNINGS					IBC/Prosperity Bank	741.64	1,026.91	959.60	1,217.79	Texpool	191.60	433.77	3,297.07	8,550.10	Texas Class	323.96	968.91	4,701.10	6,121.39	Money Market	2,749.34	2,691.26	3,093.94	6,972.91	Securities	4,857.77	5,265.63	1,208.66	8,806.37	CD's		3,479.78			Total	\$ 8,864.31	\$ 13,866.26	\$ 13,260.37	\$ 31,668.56
	(Oct-Dec)	(Jan-Mar)	(April-June)	Current Qtr (July-Sept)																																																	
INTEREST EARNINGS																																																					
IBC/Prosperity Bank	741.64	1,026.91	959.60	1,217.79																																																	
Texpool	191.60	433.77	3,297.07	8,550.10																																																	
Texas Class	323.96	968.91	4,701.10	6,121.39																																																	
Money Market	2,749.34	2,691.26	3,093.94	6,972.91																																																	
Securities	4,857.77	5,265.63	1,208.66	8,806.37																																																	
CD's		3,479.78																																																			
Total	\$ 8,864.31	\$ 13,866.26	\$ 13,260.37	\$ 31,668.56																																																	
<p>PRIOR YEAR</p> <table border="1"> <thead> <tr> <th></th> <th>(Oct-Dec)</th> <th>(Jan-Mar)</th> <th>(April-June)</th> <th>Prior Year (July-September)</th> </tr> </thead> <tbody> <tr> <td>INTEREST EARNINGS</td> <td></td> <td></td> <td></td> <td></td> </tr> <tr> <td>IBC/Prosperity Bank</td> <td>533.37</td> <td>1,376.63</td> <td>1,908.85</td> <td>1,332.58</td> </tr> <tr> <td>Texpool</td> <td>867.42</td> <td>241.44</td> <td>62.66</td> <td>118.84</td> </tr> <tr> <td>Texas Class</td> <td>1,291.38</td> <td>942.51</td> <td>615.31</td> <td>423.95</td> </tr> <tr> <td>Money Market</td> <td>10,913.01</td> <td>7,957.20</td> <td>2,716.04</td> <td>2,747.61</td> </tr> <tr> <td>Securities/CD's</td> <td>8,776.22</td> <td>3,494.00</td> <td>3,617.27</td> <td></td> </tr> <tr> <td>Total</td> <td>\$ 22,381.40</td> <td>\$ 14,011.78</td> <td>\$ 8,920.13</td> <td>\$ 4,622.98</td> </tr> </tbody> </table>										(Oct-Dec)	(Jan-Mar)	(April-June)	Prior Year (July-September)	INTEREST EARNINGS					IBC/Prosperity Bank	533.37	1,376.63	1,908.85	1,332.58	Texpool	867.42	241.44	62.66	118.84	Texas Class	1,291.38	942.51	615.31	423.95	Money Market	10,913.01	7,957.20	2,716.04	2,747.61	Securities/CD's	8,776.22	3,494.00	3,617.27		Total	\$ 22,381.40	\$ 14,011.78	\$ 8,920.13	\$ 4,622.98					
	(Oct-Dec)	(Jan-Mar)	(April-June)	Prior Year (July-September)																																																	
INTEREST EARNINGS																																																					
IBC/Prosperity Bank	533.37	1,376.63	1,908.85	1,332.58																																																	
Texpool	867.42	241.44	62.66	118.84																																																	
Texas Class	1,291.38	942.51	615.31	423.95																																																	
Money Market	10,913.01	7,957.20	2,716.04	2,747.61																																																	
Securities/CD's	8,776.22	3,494.00	3,617.27																																																		
Total	\$ 22,381.40	\$ 14,011.78	\$ 8,920.13	\$ 4,622.98																																																	



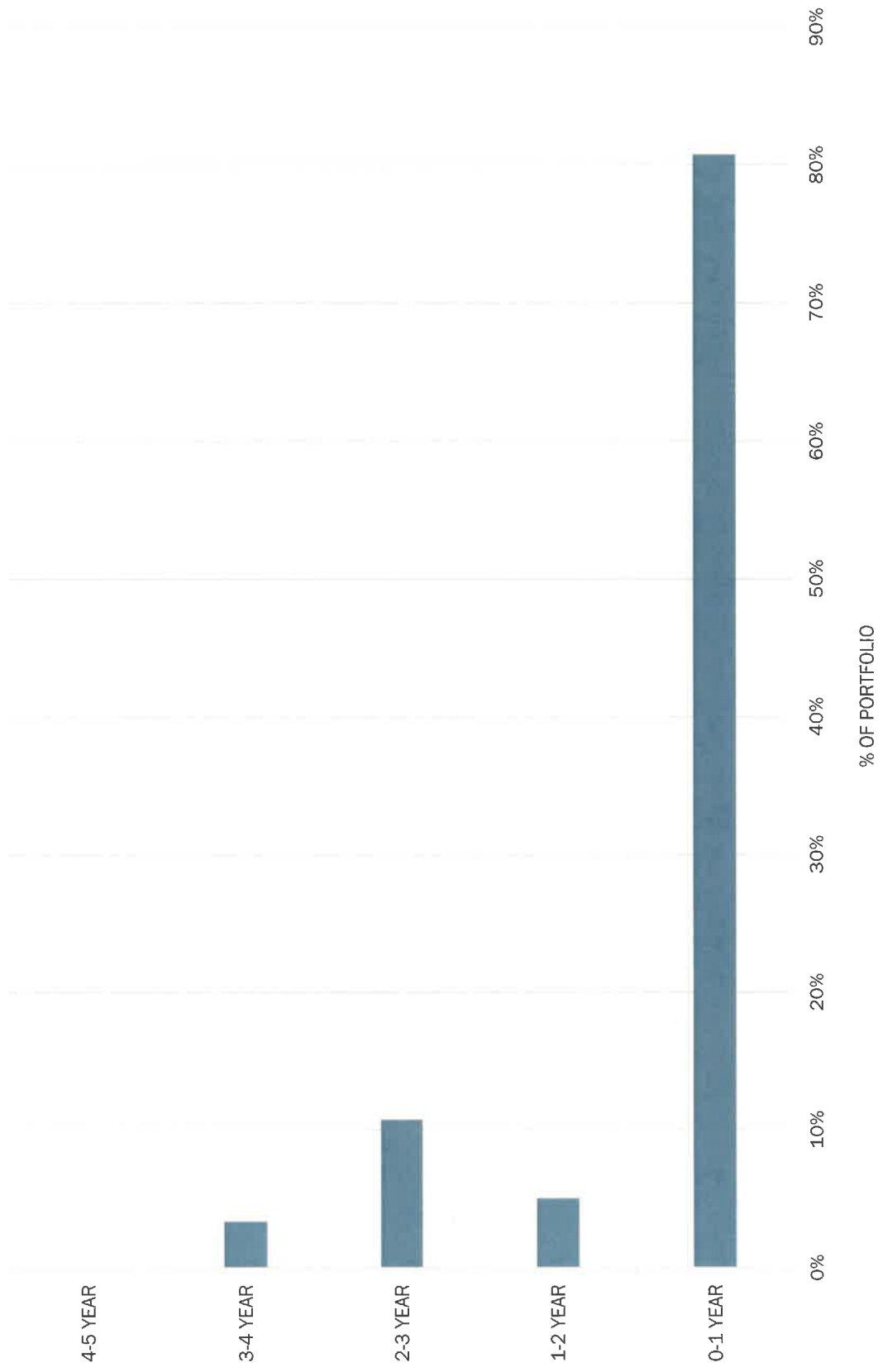
INVESTMENT PORTFOLIO- CITY OF BAY CITY- BY MATURITY

for Quarter Ending September 30, 2022

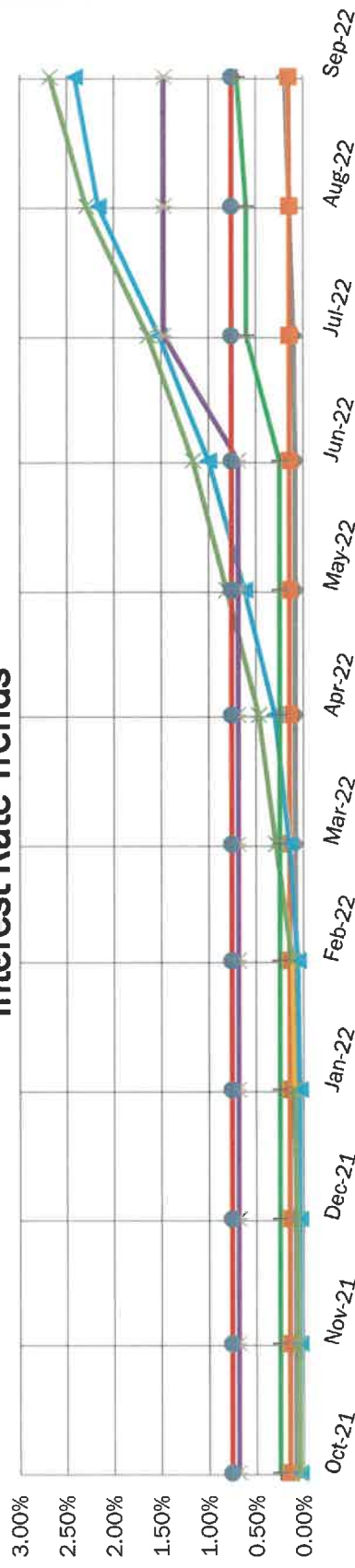
Call Date or Maturity Date

ACCT NAME	GENERAL LEDGER BAL.	AVG INT RATE	2021-2022	2022-2023	2023-2026
CASH					
IBC- All funds					
Claim on Cash (Pooled)	\$ 4,586,991.58	0.1500%			
Prosperity- All funds	\$ 524,909.47	0.1500%			
MONEY MARKET					
Prosperity- All funds	\$ 4,377,686.37	0.6300%			
PETTY CASH					
All funds	\$ 4,322.00				
SECURITIES/Fund					
General Fund 9-23-21	\$ 1,085,000.00	0.625%			4/9/2025
General Fund 9-30-21	\$ 500,000.00	0.750%			9/30/2025
Utility Fund 7-29-22	\$ 487,152.00	3.022%		07/10/23	
	\$ 2,072,152.00				
CDS					
General Fund 9-22-21	\$ 248,000.00	1.050%			9/22/2026
Utility Fund 9-22-21	\$ 249,000.00	0.950%			9/22/2026
General Fund 9-22-21	\$ 249,000.00	0.650%			9/10/2024
Utility Fund 9-24-21	\$ 249,000.00	0.650%			9/24/2024
General Fund 11-24-21	\$ 247,000.00	0.500%		11/24/23	
	\$ 1,242,000.00				
TEXPOOL					
All funds	\$ 1,569,014.05	2.0300%			
TEXAS CLASS					
All funds	\$ 324,448.57	2.2000%			
Maturity Time Frame					
0-1 YEAR	\$ 11,874,524.04	80.77%			
1-2 YEAR	\$ 745,000.00	5.07%			
2-3 YEAR	\$ 1,585,000.00	10.78%			
3-4 YEAR	\$ 497,000.00	3.38%			
4-5 YEAR	\$ -	0.00%			
	\$ 14,701,524.04	100.00%			

Maturity by Year



Interest Rate Trends



	Oct-21	Nov-21	Dec-21	Jan-22	Feb-22	Mar-22	Apr-22	May-22	Jun-22	Jul-22	Aug-22	Sep-22
IBC	0.08%	0.08%	0.08%	0.08%	0.08%	0.08%	0.08%	0.08%	0.08%	0.10%	0.15%	0.19%
Prosperity	0.15%	0.15%	0.15%	0.15%	0.15%	0.15%	0.15%	0.15%	0.15%	0.15%	0.15%	0.16%
Texpool	0.04%	0.04%	0.04%	0.04%	0.06%	0.15%	0.30%	0.62%	1.00%	1.52%	2.16%	2.41%
Texas Class	0.04%	0.05%	0.07%	0.10%	0.12%	0.29%	0.47%	0.81%	1.16%	1.64%	2.29%	2.68%
Securities	0.69%	0.69%	0.69%	0.69%	0.69%	0.69%	0.69%	0.69%	0.69%	1.47%	1.47%	1.47%
CD's	0.76%	0.76%	0.76%	0.76%	0.76%	0.76%	0.76%	0.76%	0.76%	0.76%	0.76%	0.76%
Money Market	0.25%	0.25%	0.25%	0.25%	0.25%	0.25%	0.25%	0.25%	0.25%	0.60%	0.60%	0.70%

Axis Title