



**CITY OF BAY CITY, TEXAS
QUARTERLY INVESTMENT REPORT
FOR THE QUARTER ENDED SEPTEMBER 30, 2020**

The investment portfolio detailed in the attached report includes all investment transactions made during the above referenced period. The investment portfolio and all related transactions comply with the investment policy of the City of Bay City, Texas and the Public Funds Investment Act of the State of Texas.

Investment Officer: _____

A handwritten signature in blue ink, which appears to read "Scotty Jones", is written over a horizontal line. Below the line, the name "Scotty Jones, Finance Director" is printed in a small, black font.

Date: _____

10-21-20



Investment Report Quarter Ended September 2020

The City has a weighted average portfolio of 13 days with an average book yield of .66%. City is relatively liquid with 97% of the portfolio in a 0-1-year maturity. Average interest rates have declined since prior quarter except for the banks who are held to depository contracted price. All short-term investments average less than 3%. Investment earnings are \$18,237.84 for the quarter and down \$29,617.98 as compared to the same quarter last year. The investment strategy currently is to stay short with diversification (Checking, Investment Pools, and Securities less than 3 years to maturity) to minimize interest rate risk in the future.

September 30, 2020 Balances

	Total Bal by Type	% of Portfolio
Int'l Bank of Commerce	\$ 1,074,267.84	7%
Prosperity Bank	\$ 200,910.64	1%
Prosperity Bank Money Market	\$ 4,337,845.06	27%
Petty Cash/Cash Drawers	\$ 4,112.00	0%
Texpool	\$ 3,155,251.15	20%
Texas Class	\$ 3,309,060.06	20%
CD's	\$ 3,000,000.00	19%
Securities	\$ 989,000.00	6%
	\$16,070,446.75	100%

Interest Earnings

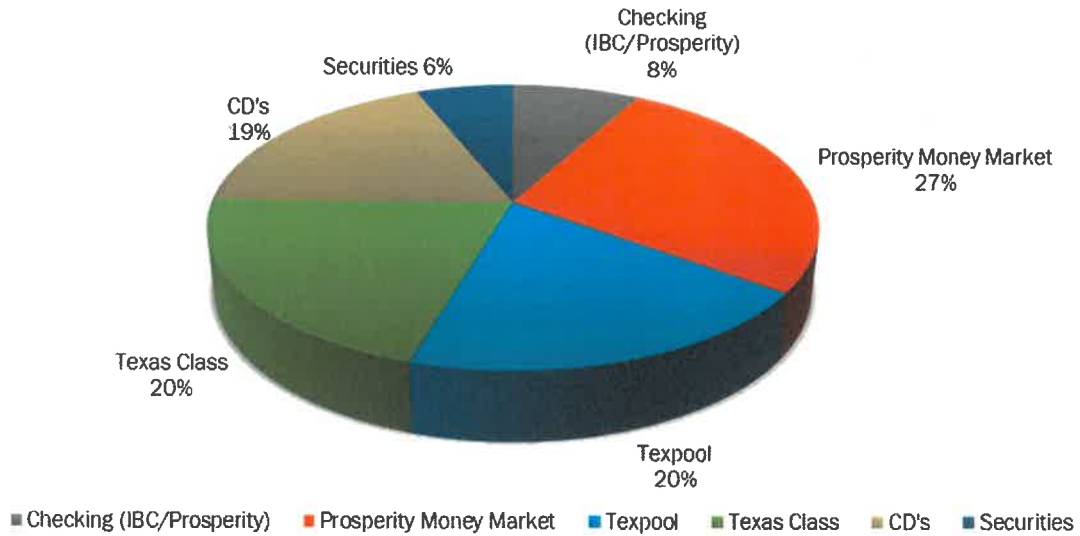
Interest received during the 4th quarter totaled \$ 18,237.84 and represents interest paid on checking accounts and investments.

Portfolio	Qtr 9-30-20	Qtr 9-30-19	Over Prior Year
Interest Received	\$18,237.84	\$47,855.82	\$<29,617.98>

Portfolio Diversification

Portfolio Diversification is used to create a structure to reduce investment risks and a portfolio that will experience minimal volatility during economic cycles.


Portfolio Diversification



Portfolio Maturity Schedule

The goal is to ladder the City's portfolio. Due to some economic uncertainty and low interest rates, staying short for investment purposes is the strategy for any investments.

Years to Maturity	Face Value	% Total
0-1	\$15,576,446.75	97%
1-2	\$ 494,000.00	3%
2-3	\$ 0.00	0%
3-4	\$ 0.00	0%
4-5	\$ 0.00	0%
Total	\$16,070,446.75	100%

 City of BAY CITY vs. Benchmarks for Quarter Ending September 30, 2020						
BOOK VALUE	MARKET VALUE	Unrealized Gain/<Loss>	Average Book Yield	Benchmark Pools	Benchmark 90 Day T-Bill	
\$ 16,070,447	\$ 16,085,665	15,218.00	0.66%	0.26%	0.10%	
Maturity	Weighted Average		0.66% Yield			
	13.04 Day(s)					



INVESTMENT PORTFOLIO-CITY OF BAY CITY- BY FUND
for Quarter Ending September 30, 2020

ACCT NAME CUSIP	GENERAL LEDGER CODE	GENERAL LEDGER BAL.	AVG INT RATE	TYPE	CPN	MATURITY DATE	BOOK VALUE	MARKET VALUE
All Funds								
GENERAL FUND								
<i>General Fund</i>								
IBC (Pooled Cash)	11-1100	\$ 1,764,664.84	0.50%	IOC				
Cash Drawers	11-11XX	\$ 752.00					N/A	
Petty Cash	11-11XX	\$ 1,820.00					N/A	
Investments-TEXPOOL	11-1125	\$ 233,155.14	0.18%	LOC GOVT POOL				\$ 233,155.14
Investments-Texas Class	11-1130	\$ 1,222,816.43	0.34%	LOC GOVT POOL				\$ 1,222,816.43
Prosperity	11-1111	\$ 200,910.64	0.80%	IOC				
Certificates of Deposit	11-1220	\$ -	0.00%	CD				
Securities	11-1215	\$ 989,000.00	2.21%	SEC		See maturity sched	\$ 989,000.00	\$ 1,004,218.00
TOTAL GENERAL FUND		\$ 4,413,119.05						
CAPITAL PROJECT FUNDS								
<i>Street Construction / Maintenance Fund</i>								
IBC (Pooled Cash)	28-1100	\$ 345,533.70	0.50%	IOC				
Investments-TEXPOOL	28-1125	\$ 615,645.61						\$ 615,645.61
TOTAL STREET MAINT. FUND		\$ 961,179.31						
<i>Capital Project Fund (TXDOT Sidewalk)</i>								
IBC (Pooled Cash)	31-1100	\$ -	0.50%	IOC				
Investments-TEXPOOL	31-1125	\$ -	0.18%	LOC GOVT POOL				\$ -
TOTAL PROJECT FUND		\$ -						
2018 Tax Note- Building Improvements/Road Equip.								
IBC (Pooled Cash)	34-1100	\$ (386,406.99)	0.50%	IOC				
Investments-TEXPOOL	34-1125	\$ 412,345.83	0.18%	LOC GOVT POOL				\$ 412,345.83
TOTAL PROJECT FUND		\$ 25,938.84						
2016 CO'S- Phase III Street Project								
IBC (Pooled Cash)	36-1100	\$ -	0.50%	IOC				
Investments-TEXPOOL	36-1125	\$ -	0.18%	LOC GOVT POOL				\$ -
TOTAL PHASE III STREET PROJECT		\$ -						
2020 CO'S- Nile Valley Phase I Reconstruction & Equipment (Fire Truck/Gradall)								
IBC (Pooled Cash)	37-1100	\$ (1,074,535.50)	0.50%	IOC				
TexPool	37-1125	\$ -	0.18%	LOC GOVT POOL				
Prosperity Money Market	37-1115	\$ 4,337,845.06	1.00%	MM				\$ 4,337,845.06
Certificates of Deposit	37-1220	\$ 2,500,000.00	0.75%	CD				\$ 2,500,000.00
TOTAL NILE VALLY PROJECT		\$ 5,763,309.56						
TOTAL CAPITAL PROJECT FUNDS		\$ 6,750,427.71						
DEBT SERVICE FUND								
<i>10,13,14,16 18, 20 Series I & S</i>								
IBC (Pooled Cash)	80-1100	\$ (463,020.61)	0.50%	IOC				
Investments-TEXPOOL	80-1125	\$ 610,042.35	0.18%	LOC GOVT POOL				\$ 610,042.35
Investments-Texas Class	80-1130	\$ 86,408.28	0.34%	LOC GOVT POOL				\$ 86,408.28
TOTAL I & S FUND		\$ 233,430.02						
TOTAL DEBT SERVICE		\$ 233,430.02						

ACCT NAME CUSIP	GENERAL LEDGER CODE	GENERAL LEDGER BAL.	AVG INT RATE	TYPE	CPN	MATURITY DATE	BOOK VALUE	MARKET VALUE
SPECIAL REVENUE FUNDS								
<i>TIRZ 1 Fund</i>								
IBC (Pooled Cash)	20-1100	\$ 70,260.13	0.50%	IOC				
TOTAL TIRZ FUND		\$ 70,260.13						
<i>TIRZ 2 Fund</i>								
IBC (Pooled Cash)	21-1100	\$ 160,014.21	0.50%	IOC				
TOTAL TIRZ FUND		\$ 160,014.21						
<i>TIRZ 3 Fund</i>								
IBC (Pooled Cash)	22-1100	\$ -	0.50%	IOC				
TOTAL TIRZ FUND		\$ -						
<i>Hazard Mitigation Fund</i>								
IBC (Pooled Cash)	23-1100	\$ (1,886,952.61)	0.50%	IOC				
TOTAL HAZARD MITIGATION FUND		\$ (1,886,952.61)						
<i>Hotel Occupancy Tax Fund</i>								
IBC (Pooled Cash)	25-1100	\$ 513,890.94	0.50%	IOC				
TOTAL HOTEL FUND		\$ 513,890.94						
<i>Donation Fund (Service Center & Parks)</i>								
IBC (Pooled Cash)	21-1100	\$ -	0.50%	IOC				
USO-PROSPERITY BANK	21-1115	\$ -	0.80%	IOC				
TOTAL DONATION FUND		\$ -						
<i>Police Forfeiture Fund</i>								
IBC (Pooled Cash)	24-1100	\$ -	0.50%	IOC				
Police Forfeiture Account	24-1115	\$ 48,154.23	0.50%	IOC				
Police Pending Forfeiture Account	24-1116	\$ 10,422.02	0.50%	IOC				
TOTAL FORFEITURE FUND		\$ 58,576.25						
<i>Building Security Fund</i>								
IBC (Pooled Cash)	27-1100	\$ 26,547.47	0.50%	IOC				
TOTAL BUILDING SEC FUND		\$ 26,547.47						
<i>Court Technology Fund</i>								
IBC (Pooled Cash)	29-1100	\$ 21,477.30	0.50%	IOC				
TOTAL COURT TECHNOLOGY FUND		\$ 21,477.30						
<i>Home Program - TDHCA</i>								
IBC (Pooled Cash)	30-1100	\$ (10,925.00)	0.50%	IOC				
TOTAL Home Program - TDHCA Fund		\$ (10,925.00)						
<i>TCF Sidewalk</i>								
IBC (Pooled Cash)	32-1100	\$ (14,746.00)	0.50%	IOC				
TOTAL TCF/GDGB GRANT PROJECTS		\$ (14,746.00)						
TOTAL SPECIAL REVENUE FUNDS		\$ (1,061,857.31)						

ACCT NAME CUSIP	GENERAL LEDGER CODE	GENERAL LEDGER BAL.	AVG INT RATE	TYPE	CPN	MATURITY DATE	BOOK VALUE	MARKET VALUE
ENTERPRISE FUNDS								
<i>Public Utility Fund</i>								
IBC (Pooled Cash)	61-1100	\$ 237,490.23	0.50%	IOC				
Cash Drawer-UTILITY BILLING	61-1102	\$ 150.00						
Cash Drawer-FAC	61-1104	\$ 150.00						
Cash Drawer-UTILITY	61-1105	\$ 1,240.00						
Restricted Cash (Disaster Recovery)	61-1114	\$ -	0.50%	IOC				
Investments-TEXPOOL	61-1125	\$ 576,701.93	0.34%	LOC GOVT POOL			\$ 576,701.93	
Investments-TEXAS CLASS	61-1130	\$ 1,999,835.35	0.00%	CD			\$ 1,999,835.35	
Certificates of Deposit	61-1220	\$ -	2.21%	SEC		See maturity schedule	\$ -	
Securities	61-1215	\$ -					\$ -	
TOTAL UTIL OPER FUND		\$ 2,815,567.51						
Utility Construction Funds								
<i>Utility Construction Funds- Cottonwood Liftstation</i>								
IBC (Pooled Cash)	62-1100	\$ 147,075.48	0.50%	IOC				
Investments-TEXPOOL	62-1125	\$ 503,199.46	0.18%	IOC			\$ 503,199.46	
TOTAL UTILITY CONSTRUCTION FUND		\$ 650,274.94						
2016 CO'S- Grace WWTP/Waterline Hwy' 60N, etc								
IBC (Pooled Cash)	66-1100	\$ (17,901.52)	0.50%	IOC				
Investments-TEXPOOL	66-1125	\$ 125,165.59	0.18%	LOC GOVT POOL			\$ 125,165.59	
TOTAL 2016 UTILITY PROJECT FUND		\$ 107,264.07						
TOTAL UTIL CONSTRUCTION FUNDS		\$ 757,539.01						
Utility Debt Service Funds								
<i>PUF- 2012,2014,2016 Bonds</i>								
IBC (Pooled Cash)	63-1100	\$ (2,083.37)	0.50%	IOC				
Investments-TEXPOOL	63-1125	\$ 78,995.24	0.18%	LOC GOVT POOL			\$ 78,995.24	
TOTAL UTILITY DEBT FUND		\$ 76,911.87						
TOTAL UTIL DEBT SERVICE		\$ 76,911.87						
TOTAL ALL UTIL FUNDS		\$ 3,650,018.39						
Airport Fund								
<i>Airport Operating Fund</i>								
IBC (Pooled Cash)	64-1100	\$ 46,309.10	0.50%	IOC				
TOTAL AIRPORT OPERATING FUND		\$ 46,309.10						
2020 CO'S- Airport Improvements (Hangers)								
IBC (Pooled Cash)	67-1100	\$ 1,237,294.40	0.50%	IOC				
Certificates of Deposit	67-1220	\$ 500,000.00	0.75%	CD			\$ 500,000.00	
TOTAL 2020 AIRPORT PROJECT FUND		\$ 1,737,294.40						
TOTAL AIRPORT FUND		\$ 1,783,603.50						
INTERNAL SERVICE FUNDS								
<i>Information Technology</i>								
IBC (Pooled Cash)	81-1100	\$ 90,751.93	0.50%	IOC				
TOTAL INFORMATION TECHNOLOGY		\$ 90,751.93						
Maintenance Fund (Facilities/Equipment)								
IBC (Pooled Cash)	82-1100	\$ 183,479.55	0.50%	IOC				
TOTAL MAINTENANCE FUND		\$ 183,479.55						
TOTAL INTERNAL SERVICE FUNDS		\$ 274,231.48						

ACCT NAME CUSIP	GENERAL LEDGER CODE	GENERAL LEDGER BAL.	AVG INT RATE	TYPE	CPN	MATURITY DATE	BOOK VALUE	MARKET VALUE
EMPLOYEE TRUST FUND								
Employee Trust Fund								
IBC (Pooled Cash)	96-1118	\$ 1.00	0.50%	IOC				
TOTAL EMPLOYEE TRUST FUND		\$ 1.00						
FLEXIBLE SPENDING ACCOUNT								
FSA Fund								
IBC (Pooled Cash)	98-1118	\$ 27,472.91	0.50%	IOC				
TOTAL FSA FUND		\$ 27,472.91						
CITY GRAND TOTAL		\$ 16,070,446.75						
International Bank of Commerce	Bank GL	Total Bal by Type	% of Portfolio					
Prosperity Bank	\$ 1,074,267.84	\$	6.68%					
Prosperity Bank- Money Market	\$ 200,910.64	\$	1.25%					
Petty Cash / Cash Drawers	\$ 4,337,845.06	\$	26.99%					
Texpool	\$ 4,112.00	\$	0.03%					
Texas Class	\$ 3,155,251.15	\$	19.63%					
CD's	\$ 3,309,060.06	\$	20.59%					
Securities	\$ 3,000,000.00	\$	18.67%					
	\$ 989,000.00	\$	6.15%					
	\$ 16,070,446.75	\$	100.00%					
Cash Balance	All Funds	\$ 16,070,446.75						
Less Restricted Cash								
Operating Reserves-Policy General Fund		3,606,502.00	25% Operating Expenditures					
Operating Reserves-Policy Utility Fund		1,820,599.00	25% Operating Expenditures					
Street Maint Fund		961,179.31						
Projects Encumbered		1,890,277.43	COVID-19, Generators, Katy Plant, Airport Hanger					
Other AP Encumbered		1,496,500.09	Payments Due 09/01/2020					
Debt Payments Due		0.00						
Total		\$ 6,295,388.92						
CURRENT YEAR								
INTEREST EARNINGS								
IBC/Property Bank	(Oct-Dec)	2,605.06	(Jan-March)	5,632.24	(April-June)	4,123.21	(July-Sept)	3,485.23
Texpool		16,776.46		12,818.59		2,365.67		1,556.30
Texas Class		14,281.77		13,251.65		7,905.35		3,248.30
Money Market		-		-		1,885.25		8,313.81
Securities		-		-		8,746.91		1,634.20
CD's		-		-		-		-
Total		\$ 33,663.29		\$ 31,702.48		\$ 25,026.39		\$ 18,237.84
PRIOR YEAR								
INTEREST EARNINGS								
IBC/Property Bank	(Oct-Dec)	2,952.76	(Jan-March)	5,143.81	(April-June)	5,196.42	(July-Sept)	3,024.29
Texpool		34,840.82		37,216.64		32,515.64		28,234.38
Texas Class		16,147.53		18,278.07		18,072.13		16,597.15
Securities		-		-		-		-
CD's		-		-		-		-
Total		\$ 53,941.11		\$ 60,638.52		\$ 55,784.19		\$ 47,855.82
Investment Committee- Mayor								
Date of Meeting: 10/27/20								
Interest 19 vs 20								
Balance at 09-30-19 \$ 9,065,039.03 Interest at 09-30-19 \$ 47,855.82								
Balance at 09-30-20 \$ 16,070,446.75 Interest at 09-30-20 \$ 18,237.84								
Balance up from PY \$ 7,005,407.72 Interest down from PY \$ (29,617.98)								

The City's investments are in compliance with the investment strategy as expressed in the Investment Policy with the relevant provisions of Ch.2256 of the TX Gov. Code



Investment Officer- Scotty James

Investment Committee- City Manager

Investment Committee- Councilman

Investment Committee- Councilman

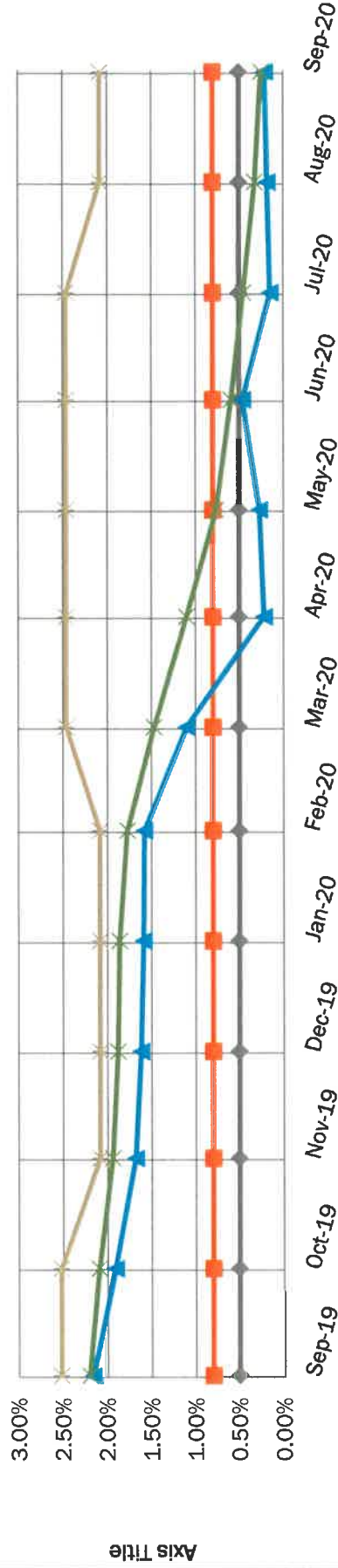


INVESTMENT PORTFOLIO- CITY OF BAY CITY- BY MATURITY
for Quarter Ending September 30, 2020

Call Date or Maturity Date

ACCT NAME CUSIP	GENERAL LEDGER BAL.	AVG INT RATE	2019-2020	2020-2021	2021-2022
CASH					
<i>IBC- All funds</i>					
Claim on Cash (Pooled)	\$ 1,074,267.84	0.5000%			
<i>Prosperity- All funds</i>					
Claim on Cash (Pooled)	\$ 200,910.64	0.8000%			
MONEY MARKET					
<i>Prosperity- All funds</i>					
Money Market	\$ 4,337,845.06	1.0000%			
PETTY CASH					
<i>All funds</i>					
Petty Cash	\$ 4,112.00				
SECURITIES/Fund					
<i>General Fund 04-11-19</i>					
61760AYL7	\$ 246,000.00	2.45%		04/12/21	
<i>General Fund 04-12-19</i>					
949763ZK5	\$ 249,000.00	2.45%		04/12/21	
<i>General Fund 11-13-19</i>					
38149MJV6	\$ 247,000.00	1.70%			11/15/2021
<i>General Fund 11-14-19</i>					
61690UNR76	\$ 247,000.00	1.70%			11/15/2021
CDS					
<i>Airport</i>					
2810022739	\$ 500,000.00	0.7500%	9/30/2020		
<i>Nile Valley</i>					
2810022739	\$ 2,500,000.00	0.7500%	9/30/2020		
	\$ -	0.0000%			
	\$ -	0.0000%			
	\$ 3,000,000.00				
TEXPOOL					
<i>All funds</i>					
Texpool	\$ 3,155,251.15	0.1800%			
TEXAS CLASS					
<i>All funds</i>					
Texas Class	\$ 3,309,060.06	0.3400%			
Maturity Time Frame					
0-1 YEAR	\$ 15,576,446.75	96.9260%			
1-2 YEAR	\$ 494,000.00	3.0740%			
2-3 YEAR	\$ -	0.0000%			
3-4 YEAR	\$ -	0.0000%			
4-5 YEAR	\$ -	0.0000%			
	\$ 16,070,446.75	100.0000%			

Interest Rate Trends



	Sep-19	Oct-19	Nov-19	Dec-19	Jan-20	Feb-20	Mar-20	Apr-20	May-20	Jun-20	Jul-20	Aug-20	Sep-20
IBC	0.50%	0.50%	0.50%	0.50%	0.50%	0.50%	0.50%	0.50%	0.50%	0.50%	0.50%	0.50%	0.50%
Prosperity	0.80%	0.80%	0.80%	0.80%	0.80%	0.80%	0.80%	0.80%	0.80%	0.80%	0.80%	0.80%	0.80%
Texpool	2.16%	1.91%	1.68%	1.62%	1.59%	1.58%	1.10%	0.22%	0.27%	0.46%	0.15%	0.18%	0.21%
Texas Class	2.20%	2.09%	1.94%	1.88%	1.86%	1.77%	1.47%	1.10%	0.76%	0.59%	0.45%	0.32%	0.25%
Securities	2.52%	2.52%	2.08%	2.08%	2.08%	2.08%	2.46%	2.46%	2.46%	2.46%	2.46%	2.08%	2.08%