

Library Quarterly Report

April – June 2024



SAMANTHA DENBOW, CPLA
LIBRARY DIRECTOR

FY24 Business Plan

- Complete Strategic Plan for FY25-29 (*Completed and approved May 14, 2024*)
 - ~~Create Outdoor library space~~ (*removed from plan*)
 - Develop services and programs for preserving local history (*in progress - equipment purchased through BC Library Association funding*)
 - Implement sensory inclusive initiative (*in progress - meeting with KultureCity to determine costs and applicability*)
 - Add Adult Education services (*Complete - 6/7 scholarships for Career Online High School used*)
-

Materials

Main Branch	1 st Quarter	2 nd Quarter	3 rd Quarter	YTD
Print Materials	6,147	6,695	8,578	21,420 (16,959)
Other Physical Items	-	32	42	74 (81)
Digital Materials	1,682	1,712	1,902	5,296 (5,049)
Interlibrary Loans Sent	19	14	32	65 (52)
Interlibrary Loans Received	4	0	1	5 (6)

Sargent Branch	1 st Quarter	2 nd Quarter	3 rd Quarter	YTD
Print Materials	426	432	461	1,353 (870)
Other Physical Items	34	18	9	27 (14)

Other Services

Main Branch	1 st Quarter	2 nd Quarter	3 rd Quarter	YTD
New Cards	151	141	206	498 (670)
Computer Use	785	890	918	2,593 (2,382)
Foot Traffic	6,576	7,478	9,149	23,203 (14,186*)
Reference Questions	898	1237	983	3,118 (1,304*)

Sargent Branch	1 st Quarter	2 nd Quarter	3 rd Quarter	YTD
New Cards	10	8	12	30 (37)
Computer Use	30	43	30	103 (17*)
Foot Traffic	596	844	658	2,098 (1,308)
Reference Questions	85	91	92	268 (55*)

*Missing data from previous months

Other Services Contd.

Main Branch	1 st Quarter	2 nd Quarter	3 rd Quarter	YTD
Room Reservations	33	29	18	80 (108)
Volunteers	208.5	178.5	312	699 (730.25)

Sargent Branch	1 st Quarter	2 nd Quarter	3 rd Quarter	YTD
Room Reservations		17	10	27 (37)
Volunteers		35.5	17	52.5 (17)

*Missing data from previous months

Programs

Main Branch	1 st Quarter	2 nd Quarter	3 rd Quarter	YTD
Number of Programs	53	64	56	173 (141)
Total Attendance	2,034	1,292	1,454	4,780 (3,246)
Recorded Programs	-	-	9	9
Total Views	-	-	119	119

Sargent Branch	1 st Quarter	2 nd Quarter	3 rd Quarter	YTD
Number of Programs	30	40	70	140 (22)
Total Attendance	288	230	181	699 (102)

*Missing data from previous months


Current Projects

- Inventory - 6 weeks
 - Policy Update
 - Summer Program
-

Trainings

- All staff completed Homeless Training
 - All staff completed Library Reference Interview Training
 - All staff attend City Customer Service Training
 - 3 Staff attended Texas Library Association Annual Conference in San Antonio
-

Texas Library Association Conference



- Attendees:
Library Director, Children's Specialist, and Branch Specialist
- Approximately 20 professional development hours
- Networking and Exhibit Hall
- Tour of San Antonio's Central Library

DISCOVER





- New art piece - made by staff
- Currently placed at entrance for summer will move to become a focal piece when entering the building

Markham Elementary Tour



- Markham Elementary scheduled a tour and special storytime in April
- 31 Students/Teachers
- Special Guest: Sharkie (unofficial library mascot)

1000 Books Before Kindergarten



ADVENTURE — BEGINS AT — YOUR LIBRARY™

