




Total Gals




BOD




Total Gals



TSS





BRAINERD PUBLIC UTILITIES

8027 Highland Scenic Rd • P.O. Box 373 • Brainerd, Minnesota 56401
Business Office: 218.829.8726 ■ Repair Service: 218.829.2193
www.bpu.org

BRAINERD PUBLIC UTILITIES WASTEWATER TREATMENT CHARGES FOR THE CITY OF BAXTER

FOR

February 2026

Baxter Monthly Flow and Loading Data

Number of days in billing period	31
Total flow for period (gallons)	21,019,000
Average Daily Flow (MGD)	0.678
CBOD (mg/L)	187.1
TSS (mg/L)	251.1
TP (mg/L)	7.3

I. Base Charges

Base Capital Charge	\$0.00
Base Operating Charge	87,816.47
Subtotal for Period	<u>\$87,816.47</u>

II. Excess Charges

Excess Capital Charge	\$0.00
Excess Operating Charges	
Excess Flow	0.00
Excess Loading	0.00
Excess Strength	0.00
Subtotal for Period	<u>\$0.00</u>

III. Base and Excess Charge Adjustments

... ('True up' from previous year based on actual Operating Costs)

Operating Charges Previously Billed	\$0.00
True-up Charges	0.00
Excess Operating Charge Adjustments	
Excess Flow Adjustment	0.00
Excess Loading Adjustment	0.00
Excess Strength Adjustment	0.00
Subtotal for Period	<u>\$0.00</u>
Total for Period	<u><u>\$87,816.47</u></u>

Monthly Input Data

for
February 2026

Current Month	February
Year	2026
Number of days in billing period	31

Flow

	Brainerd	Baxter	Total
Total flow for period (gallons)	37,274,000	21,019,000	58,293,000
Average Daily Flow (MGD)	1,202	0,678	1,880

Loading

Measurement Number	Brainerd				Baxter			
	CBOD (mg/L)	TSS (mg/L)	TP (mg/L)	TM (mg/L)	CBOD (mg/L)	TSS (mg/L)	TP (mg/L)	TM (mg/L)
1	104	224	6.25		213	265	7.35	
2	85	207			160	233		
3	103	215			219	232		
4	101	215	6.10		195	260	7.50	
5	67	166			179	255		
6	118	205			175	232		
7	125	242	6.30		161	262	6.65	
8	98.3	233			166	264		
9	137	226			223	293		
10	132	227	6.75		209	267	7.45	
11	110	225			163	230		
12	119	200			173	268		
13	108	215			169	227		
14	111	200			195	228		
15								
16								
17								
18								
19								
20								
Average Daily Loadings (conc.)	108	216	6.4	#DIV/0!	187	251	7.3	#DIV/0!
Average Daily Loadings (lbs/d)	1,088	2,165	64	-	1,059	1,421	41	-
Average Daily Loadings (mg/d)	-	-	-	#DIV/0!	-	-	-	#DIV/0!

Most Recent Twelve Months Input Data

	Mar-25	Apr-25	May-25	Jun-25	Jul-25	Aug-25	Sep-25	Oct-25	Nov-25	Dec-25	Jan-26	February	Average
Flow (MGD)	1,154	1,206	1,280	1,236	1,155	1,230	1,155	0,911	1,084	1,119	1,126	1,202	1,155
CBOD (lbs/d)	1,245	1,524	1,599	1,295	1,492	1,743	1,519	953	1,160	1,185	1,185	1,088	1,331
TSS (lbs/d)	2,099	2,646	2,610	2,577	2,760	3,692	2,647	1,738	1,971	2,012	2,133	2,165	2,438
TP (lbs/d)	72	72	84	77	71	77	63	48	59	59	68	64	64

Baxter Most Recent Twelve Months Data

	Mar-25	Apr-25	May-25	Jun-25	Jul-25	Aug-25	Sep-25	Oct-25	Nov-25	Dec-25	Jan-26	February	Average
Flow (MGD)	0,649	0,640	0,660	0,671	0,616	0,688	0,694	0,653	0,627	0,662	0,660	0,676	0,689
CBOD (lbs/d)	697	1,091	820	881	1,448	1,166	1,174	1,447	1,098	1,142	1,142	1,059	1,119
TSS (lbs/d)	1,540	1,530	1,640	1,718	2,153	1,828	1,466	1,638	1,396	1,543	1,365	1,421	1,622
TP (lbs/d)	44	42	48	47	59	49	40	54	42	42	42	41	41

Base Charge Calculations

for
February 2026

Base Capital Charge Calculations

(Based on the estimated Phase I capital costs, actual costs will be dependent upon interest rates, construction bids, etc.)

Capital Cost: \$0

PFA Interest Rate: 3.233%
Repayment Period (years) 20

	Weight (%)	Brainerd Allocation		Baxter Allocation		Subtotals (\$)
		(%)	(\$)	(%)	(\$)	
Flow	30%	66.67%	\$0	33.33%	\$0	\$0
CBOD	30%	66.67%	\$0	33.33%	\$0	\$0
TSS	30%	66.67%	\$0	33.33%	\$0	\$0
TP	10%	66.67%	\$0	33.33%	\$0	\$0
Totals			\$0		\$0	\$0

Monthly Charges	Brainerd \$0.00	Baxter \$0.00
-----------------	-----------------	---------------

Base Operating Charge Calculations

Brainerd

Current Month Flow and Loading Data

Average Daily Flow (MGD)	1.202
CBOD (mg/L)	108.4
TSS (mg/L)	215.7
TP (mg/L)	6.4

Current Month Operating Charge

	Base Unit Cost		Mass (lbs/day)	Monthly Cost (\$)
	(\$)	Units		
Flow	\$1,095	1000 gal	NA	\$40,798
CBOD	\$0.951	lb CBOD	1,088	\$32,094
TSS	\$0.573	lb TSS	2,165	\$38,439
TP	\$6.525	lb TP	64	\$12,888
Subtotal				\$124,218.31

Baxter

Current Month Flow and Loading Data

Average Daily Flow (MGD)	0.678
CBOD (mg/L)	187.1
TSS (mg/L)	251.1
TP (mg/L)	7.3

Current Month Operating Charge

	Base Unit Cost		Mass (lbs/day)	Monthly Cost (\$)
	(\$)	Units		
Flow	\$1,095	1000 gal	NA	\$23,006
CBOD	\$0.951	lb CBOD	1,059	\$31,234
TSS	\$0.573	lb TSS	1,421	\$25,236
TP	\$6.525	lb TP	41	\$8,341
Subtotal				\$87,816.47

