


Honor · Celebrate · Remember
Create
a
LEGACY
IN STONE

Creating everlasting stories in stone
for people who matter by people who care.



Community Columbarium Portfolio



Down Payment - We can be flexible to meet the needs of your committee. Typically, we require 60% down and the balance net 30 days after installation.

Foundation/Landscaping - We do provide foundations, however a lot of committees have decided to save money by getting folks to donate "in kind time and labor", such as landscaping and foundation work. Doing your own foundation and landscaping work is a very logical and practical cost saving measure, in fact we highly encourage the practice. We will provide foundation plans for proper construction if you elect this option. Prefab foundation options are also available.


Warranty - All granite is completely guaranteed against fading, cracking or disintegration in any respect from exposure to the elements of nature, excluding lightning, fire, accidents and vandalism.

Design Services - We have a full array of design concepts and services available at no additional charge.

Interiors - The inside of the columbarium unit varies in construction and materials, some have concrete and others are solid granite. The Nelson units are made with granite interiors for long range performance and durability. The Coldspring units are made with cement and polystyrene interiors. All columbarium we offer are made with granite exteriors.


Timing - A typical time frame for manufacturing and installation is 6 months on standard domestic options. Naturally, we do not install over the winter months.

Bronze verse Engraving - Your committee will need to discuss if you want to engrave the front of the niches or attach bronze niche plates. Bronze tends to be easier to order and complete, but typically costs a little more. Bronze is more attractive in the first ten years due to patina that naturally occurs over time. Engraving is a better option over time and is more cost effective. Engraving timing depends greatly on the services available in your area. A typical engraver will service each area in a state once in spring, summer and fall. The personalization of each niche is not included in the purchase price of the columbarium. We recommend some form of standardization for each niche front to keep a clean and consistent look.




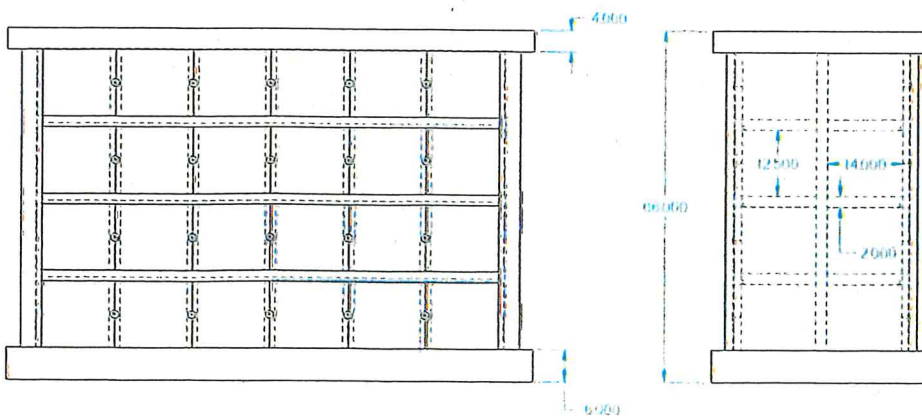
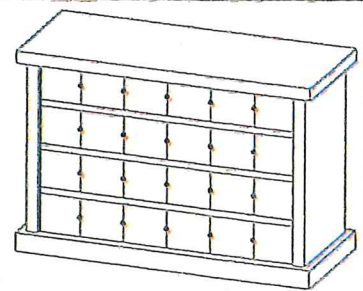
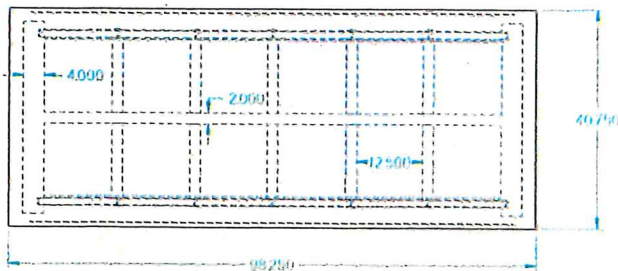
The Nelson Harvest Brown unit is our most popular unit because of the ability to hold two urns. The niche opening measures 12-1/2"x14"x12-1/2"

48/96 Niche - Nelson All Granite Columbarium - Morning Rose
 8'2-1/4" Length x 3'4-3/7" Width x 5'6" Height
 48 if Single Urns / 96 if Double Urns



The advantage of this option is that the niche is larger and can accommodate two common sized urns, thus allowing individual or companion options. With a solid granite interior and an excellent economic value this is an extremely popular choice.

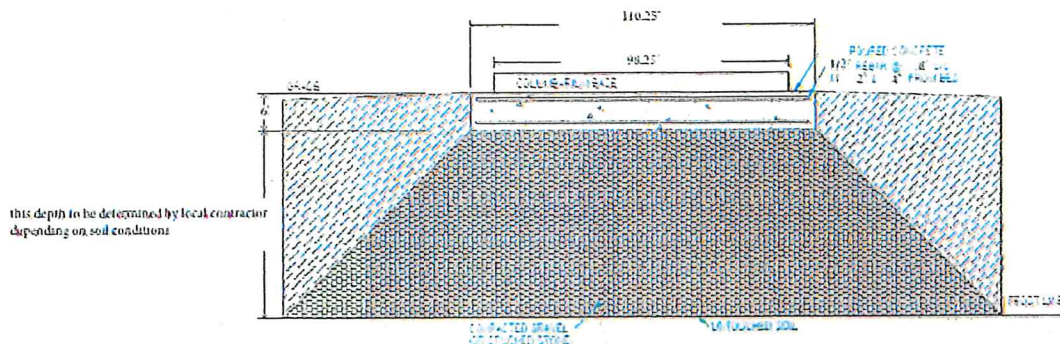
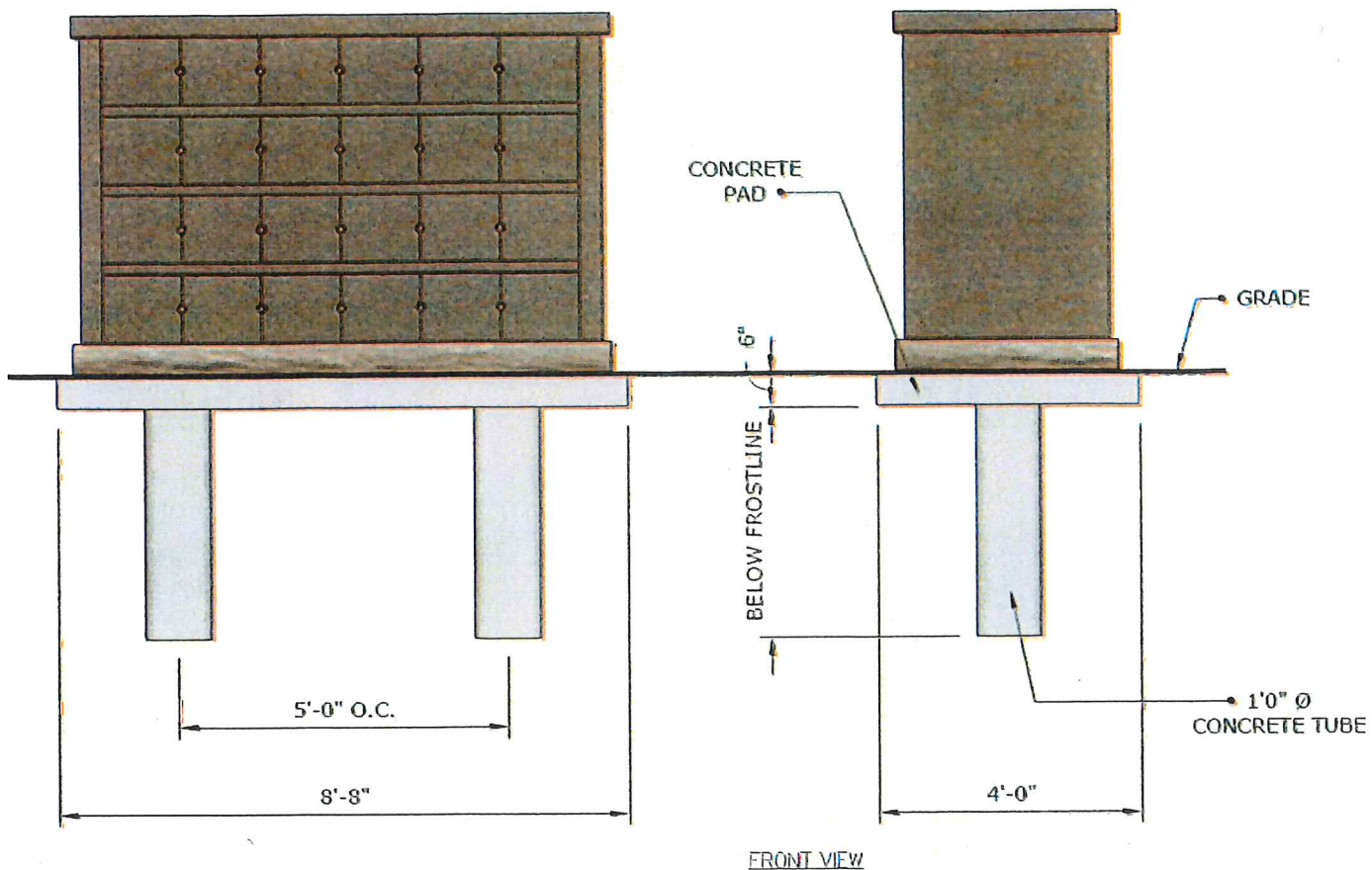
The Nelson unit is our most popular unit because of the ability to hold two urns. The niche opening measures 12-1/2"x14"x12-1/2"



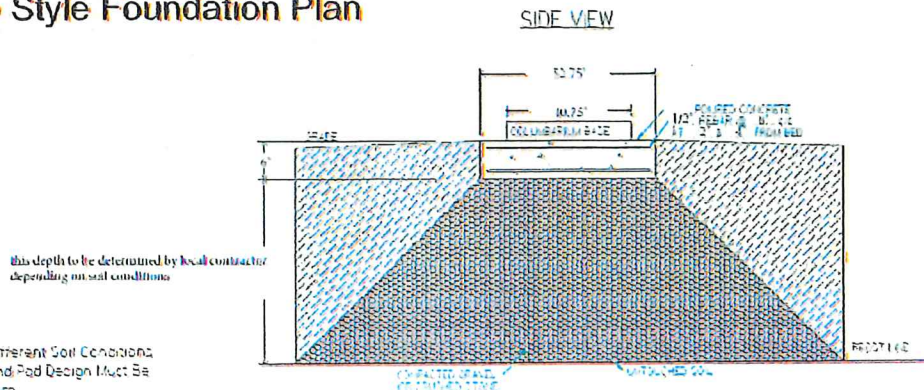
Nelson Granite	
Company Name	Nelson Granite
Address	48 Nelson Courtway, Gen 2
City	Geneseo, NY
State	NY
Zip	14456
Phone	716-753-1234
Fax	716-753-1234
E-mail	info@nelsongranite.com
Website	www.nelsongranite.com

48/96 COLUMBARIUM FOUNDATION PLAN

Typical Nelson Post Hole Foundation



Floating Slab Style Foundation Plan



Every Location Has Different Soil Conditions And Measurements And Pad Design Must Be Adjusted To Suits Them.
THIS IS A SAMPLE OF A FOUNDATION.
NOT OUR RECOMMENDATION.