



Quotation

Quote #: Q-30827-2
Date: 4/7/2023 8:54 AM
Expires On: 5/7/2023

Hunter Fan

Phone: (844) 591-3267
Fax:
Email: industrialinfo@hunterfan.com

Ship To
Stuart (Chief) Cassaboom
Arkansas City Fire/EMS
115 S. D St.
Arkansas, KS 67005
USA
620-262-7589
scassaboom@arkansascityks.gov

Bill To
Arkansas City Fire/EMS
115 S. D St.
Arkansas, KS 67005
USA

Table with 5 columns: SALESPERSON, EXT, EMAIL, DELIVERY METHOD, PAYMENT METHOD. Row 1: Michael Lavender, x, mlavender@hunterfan.com, ,

Group1

Table with 3 columns: QTY, PART #, DESCRIPTION. Rows include ECO 16' BLADE PACK, ECO 12-16 MOTOR ASSEMBLY, VFD ASSY 240V/1P TCP/IP POE, 350 POE Controller, DOWNROD ASSY 31.5-49.5". Summary rows for Group1 Sub-Total and Group1 Total Net Price.

Install option (Not in Total)

Table with 3 columns: QTY, PART #, DESCRIPTION. Row 1: 4, II-GOLD, GOLD LEVEL MECHANICAL INSTALL. Summary rows for Install option (Not in Total) Sub-Total, Install option (Not in Total) Total Net Price, Net Price, Sales Tax, Total Net Price.

Notes & Comments
Sales tax may apply
Freight included


You are confirming the motor/control, voltage/phase, and the downrod length as specified in the quote above, are appropriate for your installation. All costs related to correcting voltage/phase and or downrod length after delivery of product are the sole responsibility of the Customer.

By signing this Quotation you are converting this document to an Order form and you (i) agree to purchase the products and services listed above at the above stated prices; and (ii) if installation services are purchased, you agree you have read, understood, and agree to be legally bound by the service terms and conditions available at https://industrialfans.hunterfan.com/pages/hunter-industrial-installation-services-terms-and-conditions

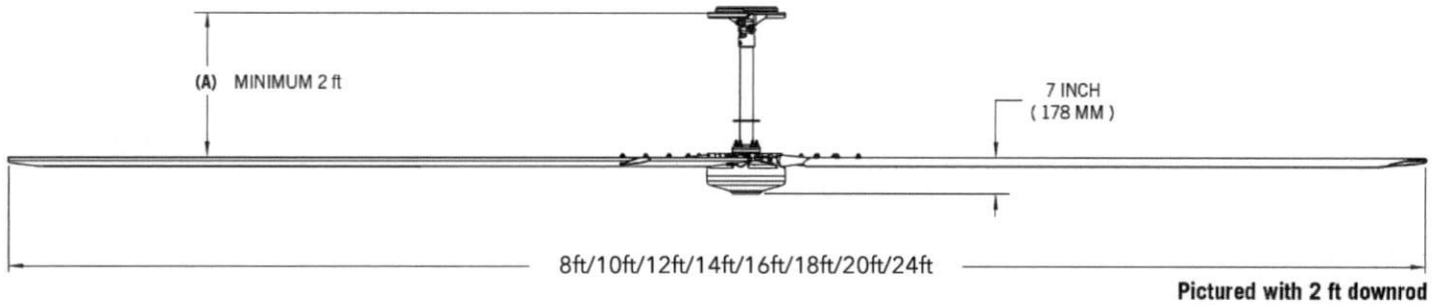
Signature: _____ Effective Date: ___/___/___
Name (Print): _____ Title: _____

Please sign and email to Michael Lavender at mlavender@hunterfan.com or fax to

THANK YOU FOR YOUR BUSINESS!



AIRFOIL DIAMETER	8ft	10ft	12ft	14ft	16ft	18ft	20ft	24ft
Airfoil Material	6005A Structural Grade Aluminum							
Airfoil Width	7 in							
Number of Airfoils	4							
Airfoil Color	Black Matte							



PERFORMANCE	8ft	10ft	12ft	14ft	16ft	18ft	20ft	24ft
Max Speed (RPM)	190	140	110	100	90	80	70	60
Recommended Spacing	32 ft	40 ft	48 ft	56 ft	64 ft	72 ft	80 ft	96 ft
Max Affected Area (SQFT)	1,600	2,500	3,600	4,900	6,400	8,100	10,000	14,400
Sound Level dBA at Max Speed	<55	<55	<55	<55	<55	<55	<55	<55
Air Volume (cfm)*	46,175	74,952	91,043	121,923	154,024	180,624	216,255	289,088

HANGING REQUIREMENTS	8ft	10ft	12ft	14ft	16ft	18ft	20ft	24ft
Hanging Weight (lbs)	87	97	101	128	135	138	145	159
Max Torque (ft*lb)	12.8	26	32.5	33.5	43.1	51.3	56.9	72.2

* for AMCA 230-15 rating please see: <https://www.amca.org/certified-listed/products.html?c=3422&t=24#large-diameter-ceiling-fan>



MOTOR AND DRIVE TRAIN 8ft 10ft 12ft 14ft 16ft 18ft 20ft 24ft

Motor Type	Brushless Direct Current Motor							
Equivalent Horsepower Rating	5/8 HP							
Operating Temp Range	14° to 140° F (-10° to 60° C)							
Motor Color	Black Matte							

MAX AMP DRAW 8ft 10ft 12ft 14ft 16ft 18ft 20ft 24ft


200-240V Single Phase	2.7 A	2.7 A	4.6 A	4.5 A	5.6 A	4.9 A	5.5 A	6.3 A
200-240V Three Phase	1.4 A	1.4 A	2.4 A	2.4 A	2.8 A	2.6 A	2.9 A	2.6 A
400-480V Three Phase	1.2 A	1.9 A	1.8 A	2.0 A	2.2 A	2.0 A	2.1 A	2.3 A

POWER AND CONTROLS

Power Source	AC 1PH 200-240V 50-60HZ, AC 3PH 200-240V 50-60HZ, AC 3PH 380-480V 50-60HZ
Main Controller	Variable Frequency Drive
Wall Control Options	Digital HMI 350, 500 or 700E Series
Building Management Control Options	BACnet MS/TP, BACnet IP, Modbus RTU

INSTALLATION

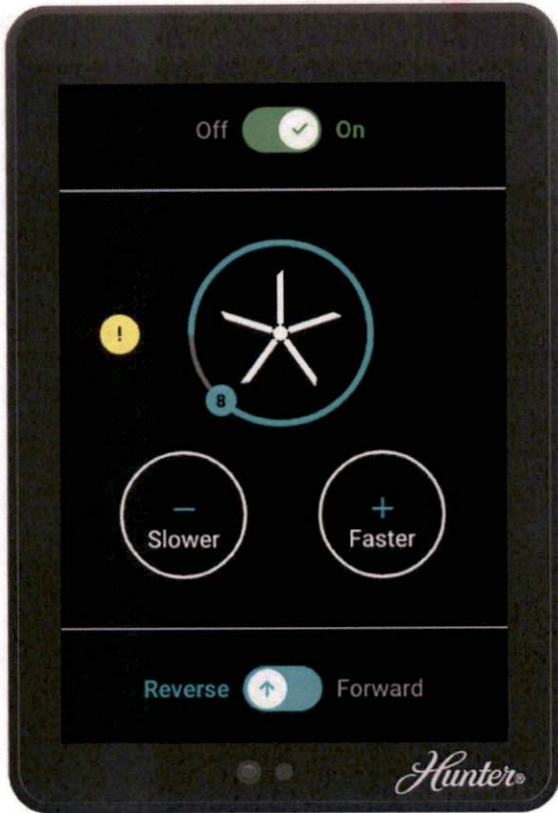
Mounting Options	I-Beam, Glulam, Unistrut or Perlin
Downrod Length	2ft - 10ft
Extension	Downrods available in 1 ft increments: 2 ft min., 10 ft max. Downrod length must be specified at time of order. Above 10ft inquire.
Motor Wiring	Pre-wired motor cables with twist lock connections
HMI Wiring	CAT5/RJ45 Power Over Ethernet (POE)



RATINGS AND COMPLIANCE

Fire and Sprinkler	NFPA 13 and NFPA 72 Compliant
Wash Down Duty Rating	Damp rated
Certifications	ETL/INTERTEK-CERTIFIED TO ANSI/UL 507 AND CSA C22.2 NO.113, IEC 61800-3, CE, AMCA Certified
Safety Features	Redundant Blade Attachment System, Safety Retention Cable, Motor & Drive Protections, Fire Relay
Warranty	Limited Lifetime Warranty

Hunter.



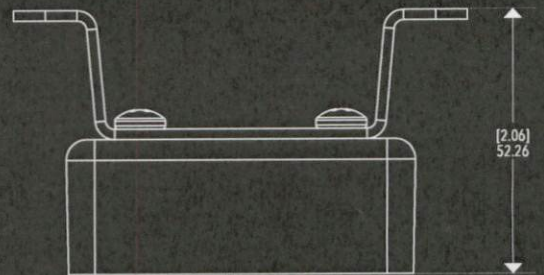
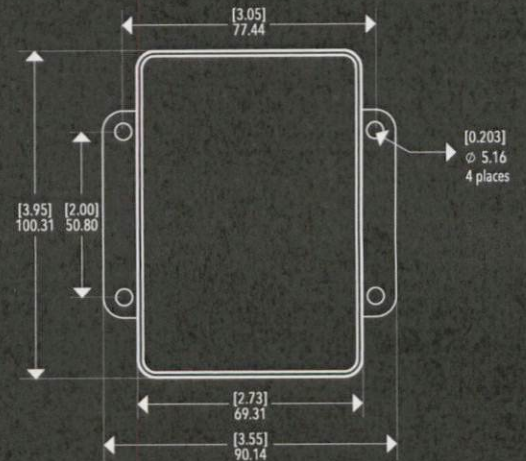
Hunter's 350 Series Fan Controller is a simple and straightforward way to manage your facility's comfort over an Ethernet based network. No ancillary power needed as this control receives power from the VFD directly.

Manage all basic fan operations using the 3.5" color, digital touchscreen. This controller is network ready for a simple daisy chaining of up to 10 fans. Features a proximity sensor to "wake" the controller up when approached to help with a long service life.

- Simple intuitive user interface for basic fan control
- BMS Integration with optional gateway
- Fan fault notifications on screen
- Quick install, no additional power necessary



350





Installation Package Options

Platinum Level Installation Package

Includes: Fan mounting, installation of the Variable Frequency Drive Enclosure and HMI Controller with 100' of Cat5e cable. Installation of supply power (maximum distance of 250', longer lengths priced upon request), commissioning, start-up, and training of fan operation to facility personnel (fire suppression system integration separate). Standard scissor lift included.

EXCLUSIONS TO A PLATINUM LEVEL INSTALLATION

- Scaffolding, all-terrain lifts, booms or other special lifts
- Weekend, holiday, incremental business hours rates
- Specialized or discontinued enclosures, disconnects, or circuit breakers
- Cat5e enclosed in conduit
- Cat5e cable in excess of 100ft per fan
- Electrical wiring and conduit in excess of 250ft per fan
- Electrical or fire permits and associated costs
- Clean-up or rework of existing electrical runs
- Relocation of obstacles such as light fixtures, electrical conduits, gas lines, water lines, sprinkler lines, etc.
- Fire Alarm Cable installation; termination at either end of fire cable
- Mounting outside of Hunter's prescribed measures, including cosmetic finishing work

Gold Level Installation Package

Includes: Fan mounting, installation of the Variable Frequency Drive Enclosure and HMI Controller with 100' of Cat5e cable. Commissioning, start up, and training of fan operation to facility personnel (electrical power supply wiring, conduit installation, connection, and integration to a fire suppression system will be done by others). Standard scissor lift included.

EXCLUSIONS TO A GOLD LEVEL INSTALLATION

- Scaffolding, all-terrain lifts, booms or other special lifts
- Supply power installation
- Weekend, holiday, incremental business hour rates
- Returning for commissioning/start-up, if supply power has not been provided prior to the installation being complete.
- The addition of any electrical components not already present (i.e. receptacles, conduit)
- Cat5e cable enclosed in conduit
- Cat5e cable in excess of 100ft per fan.
- Fire alarm cable tie-in, fire cable installation, terminating at either end
- Mounting outside of Hunter's prescribed measures, including cosmetic finishing work

Fire Suppression Installation Package (add-on to above packages)

Supply and installation of fire relay alarm cable up to 250' per fan. Includes protective conduit from fire control panel to ceiling height (where applicable) and free-air installation of fire alarm cable at ceiling height. Configuration of Fire Relay per direction of customer. Work must be completed onsite during Platinum or Gold Level Installations.

EXCLUSIONS TO A FIRE SUPPRESSION INSTALLATION

- Scaffolding, all-terrain lifts, booms or other special lifts
- Weekend, holiday, incremental business hour rates
- Clean-up or rework of existing electrical runs
- Relocation of obstacles such as light fixtures, electrical conduits, gas lines, water lines, sprinkler lines, etc.
- Fire alarm cable tie-in, or conduit at the Fire Control Panel
- Preliminary work for electrical permits
- Full cable-run inside conduit



CONTACT A HUNTER INDUSTRIAL SALES REPRESENTATIVE FOR MORE INFORMATION



Limited Lifetime Warranty for HVLS Fans

Hunter Fan Company (“Hunter”) offers the following warranty for the products listed below that were purchased on or after January 1, 2021. This warranty is subject to all the conditions, limitations, and exclusions contained throughout this warranty document. Thank you for choosing Hunter!

Products Covered and Warranty Period

Product Models	Item	Limited Warranty (Years)*
Titan, Eco, XP	Motor	Life
	Blades	Life
	Blade Holders	Life
	User Interface (Control)	8
	Down Rod	Life
	VFD	10

Product Model	Limited Warranty (Years) for All Components, except as noted
Titan	10 (8 for User Interface (Control))
Eco	7
XP	2

What is Covered?

This warranty covers defects in materials or workmanship, as determined solely by Hunter, under normal use when the fan and other components are installed and operated correctly according to Hunter’s written installation and operation instructions.

Who is Covered and When does Coverage Start?

Hunter grants this warranty to the original purchaser and subsequent owners so long as the fan remains at the original installation site. Warranty coverage begins when the fan is installed or 60 days from when the fan was purchased – whichever date is earlier. This warranty is only applicable to fans purchased and installed in the United States and Canada.

What will Hunter do for You?

At Hunter's sole discretion, Hunter will offer one of the following options during the warranty period if Hunter determines that there is a defect in material or workmanship of one or more components:

- Repair or replace the defective component;
- Repair or replace the entire fan; or
- Refund the price you paid for the fan or the defective component.*

If no replacement component or product can be provided for your fan, Hunter may provide a comparable or superior replacement component or product at its sole discretion. Hunter reserves the right to utilize quality refurbished components for warranty work. Hunter may ask you to ship a defective component or product back to Hunter utilizing Hunter provided shipping labels with a particular return goods authorization number. Failure to ship a defective component or product back to Hunter within thirty (30) days of receipt of replacement grants Hunter the right to invoice you for the component or product. You are responsible for packaging the fan or fan component in such a way to prevent damage during transport back to Hunter. Labor and associated costs (e.g. lift rental) are not included in this warranty.

If Hunter determines, in its sole discretion, that there is no defect in the materials or workmanship of the returned component or product, the return will be subject to Hunter's return policy, including any applicable restocking fees, and Hunter reserves the right to charge you for the shipping fees.

* If no replacement component or product can be provided for your fan because the component or product has been discontinued, Hunter may, in its sole discretion, provide you a refund. The refund amount will be prorated based on the years you utilized the component or product. The maximum refund will be 100% of the purchase price, decreasing 15% each year for the first 5 years after installation, and 1% each year thereafter. Under this paragraph, if your product or component did not exceed the limited warranty period for non-registered products, you will receive a full refund.

How to Obtain Warranty Coverage?

If the fan is not operating properly, turn it off immediately. Proof of purchase and proof of the date of installation are required when requesting warranty service.

Contact the Hunter Industrial division online at www.hunterfan.com/pages/industrial-contact-us or by phone at 1-844-593-FANS (3267).

Your Responsibilities

In addition to anything else stated in this warranty document, you need to do the following in order to keep this warranty:

- Install the fan according to Hunter's installation instructions as well as according to all applicable federal, state and local laws, rules, codes, and regulations;

- For the electrical portions of the fan or component installation, utilize a licensed electrical contractor or other state-qualified contractor;
- Install the fan indoors only unless the fan is specifically rated for outdoor use;
- Perform any maintenance, if required, per Hunter instructions;
- Follow Hunter's operating instructions;
- Use only fan controls supplied or authorized by Hunter;
- Report possible defects to Hunter within thirty (30) days of discovery;
- Do not remove and reinstall the fan at another location; and
- Keep the fan operating in a safe environment free from exposure to chemicals, salt water, pool water, corrosive elements, and excessive heat, humidity, or wind.

What is Excluded from this Warranty?

Labor Excluded. This warranty does not cover any costs or fees associated with the labor required to install, reinstall, disassemble, reassemble, remove, or replace a fan or fan component including related to shipping a fan or fan component back to Hunter. Installation associated costs (e.g. lift rental) are also excluded.

There is no warranty coverage for the following: fans that have been moved or reinstalled at a new location; fans purchased or installed outside the United States or Canada; fans for which proof of purchase and proof of installation has not been established; fans purchased from an unauthorized reseller; ordinary wear and tear; minor cosmetic blemishes; normal operating noises; adverse site conditions including excessive heat, humidity, wind, dust, or corrosive elements; refurbished fans; fans with removed or defaced serial numbers; defects reported more than 30 days from when they were discovered; and fans that are damaged due to any of the following: improper installation, misuse, abuse, improper care, failure to follow Hunter instructions including the requirements under the "Your Responsibilities" section of this warranty document, misapplication, accidental damage caused by the fan owner or related parties, modifications to the fan, improper or incorrectly performed maintenance or repair, improper voltage/current supply or power surge, use of improper parts or accessories, failure to provide maintenance to the fan, or acts of God (e.g. flood).

Except for the warranties provided in this warranty document, no other written or oral warranties apply and no other person (e.g. employee, rep, or dealer) is authorized to give additional or different warranties on behalf of Hunter.

ORIGINAL PURCHASER'S SOLE AND EXCLUSIVE REMEDY FOR A CLAIM OF ANY KIND WITH RESPECT TO THIS PRODUCT SHALL BE THE REMEDIES SET FORTH HEREIN. HUNTER FAN COMPANY IS NOT RESPONSIBLE FOR CONSEQUENTIAL OR INCIDENTAL DAMAGES, INCLUDING LOST PROFITS, DUE TO PRODUCT FAILURE, WHETHER ARISING OUT OF BREACH OF WARRANTY, BREACH OF CONTRACT, OR OTHERWISE. Some states/provinces/territories do not allow the exclusion or limitation of incidental or consequential damages, so the above limitation or exclusion may not apply to you.

ANY IMPLIED WARRANTIES OF MERCHANTABILITY OR FITNESS FOR A PARTICULAR PURPOSE APPLICABLE TO THIS PRODUCT ARE LIMITED IN DURATION TO THE PERIOD OF COVERAGE OF THE APPLICABLE

LIMITED WARRANTIES SET FORTH ABOVE. Some states/provinces/territories do not allow limitations on how long an implied warranty lasts, so the above limitation may not apply to you.

In addition to the rights herein, you may also have other rights which vary from states/provinces/territories to states/provinces/territories.