



The Power to Move Water™
Established 1926

OE Manufacturers, Rental and Repair

Moving Water Worldwide - Reliably and Efficiently

New

Date: 4/21/2022

Equipment Sale Quote

MWI Pump Rentals

7555 Wilson Blvd.
Jacksonville, FL 32210
Office: (904) 425-6741
Fax: (407) 854-3376
Cell: (904) 333-2088
Sales Rep: Eric Gregory

Ericg@mwipumps.com
<https://MwiPumps.com/>

Customer Information

Name: Arkansas City Kansas
Contact: Brian Edwards
Address:
City, State: Arkansas City Kansas
Zip:
Phone: (620) 441-4460
Fax:
Cell: (620) 446-0359
Email: bedwards@arkansascityks.gov

Job Site Information

Name: Arkansas City Kansas
Contact: Brian Edwards
Address: 0
City, State: Arkansas City Kansas
Zip: 0
Phone: (620) 441-4460
Fax: -
Cell: (620) 446-0359
Email: bedwards@arkansascityks.gov

Signature: _____

PO #: _____

Qty	Description	Part Number	Unit Price	Extended Price
1	CT006D - 6" Diesel Driven MWI Prime Rite Centrifugal Pump.	ct006	\$ 42,093.00	\$ 42,093.00

Equipment Sales Quote is valid through: 5/21/2022

Subtotal	\$ 42,093.00
Transportation Charges	TBD
Loss Damage Waiver	\$
Environmental Recovery Fee	\$
Estimated Taxes	TBD
Estimated Total	\$ 42,093.00

Comments:

*1 Year Manufacturer's - Warranty Information Attached
*8-10 Week Lead Time Upon Receipt of Signed Quote & Purchase Orders
<https://mwipumps.com/product/>

MWI Pump Rental Jacksonville

7555 Wilson Blvd., Jacksonville, FL 32210 | Phone: (904) 425-6741 | Fax: (407) 854-3376 | www.mwipumps.com



The Power to Move Water™
Established 1926

OE Manufacturers, Rental and Repair

Moving Water Worldwide - Reliably and Efficiently

MWI Pump Rental Jacksonville

7555 Wilson Blvd., Jacksonville, FL 32210 | Phone: (904) 425-6741 | Fax: (407) 854-3376 | www.mwipumps.com

*This price quote is for informational purposes only and does not constitute an offer to rent or sell goods or equipment.
All rentals or sales shall be subject to the terms and conditions of MWI's Pump Rental Contract or Sales Invoice.*

PRIMERITE™ CT006

6" X 6" AUTOMATIC DRY SELF-PRIMING TRASH PUMP



The Power to Move Water®

APPLICATIONS

Construction
Dewatering

Sewage Bypass

Flood Drainage

Mining/Quarries

Municipal

General Industrial

The Primerite™ is the perfect pump for contractors, pump rental companies, mining operators and general industrial or municipal use. The pump's oil-filled bearing box and a mechanical seal in an oil bath enable it to run dry all day long for up to 24 hours, making it the right choice for handling inconsistent flows found in sewage bypass pumping and job site dewatering. This pump is completely self contained in either skid or trailer configurations with integral lifting bail, tie downs and fuel tank.

FEATURES

- Primes and reprimed automatically
- Solids handling up to 3"
- Engine driven compressor
- Vacuum and discharge pressure gauge
- Lockable fuel cap
- Forklift slots (skid models)
- Torsion bar axle
- Integral 78 fuel tank with gauge
- Skid or optional trailer-mounted
- DOT light kit available
- Hydraulic surge brakes standard, electric brakes available
- Front and rear stabilizing jacks
- 3" Lunette ring for pintle hitch – Other options available
- Lifting bail
- Volute drain
- Heavy-duty truck tie downs
- Engines – Caterpillar, Perkins, John Deere and Deutz available
- Flexible flywheel coupling
- 6" ANSI Pattern flanges – Suction and discharge
- Optional float activated, auto start/stop controls
- Manufactured in the USA

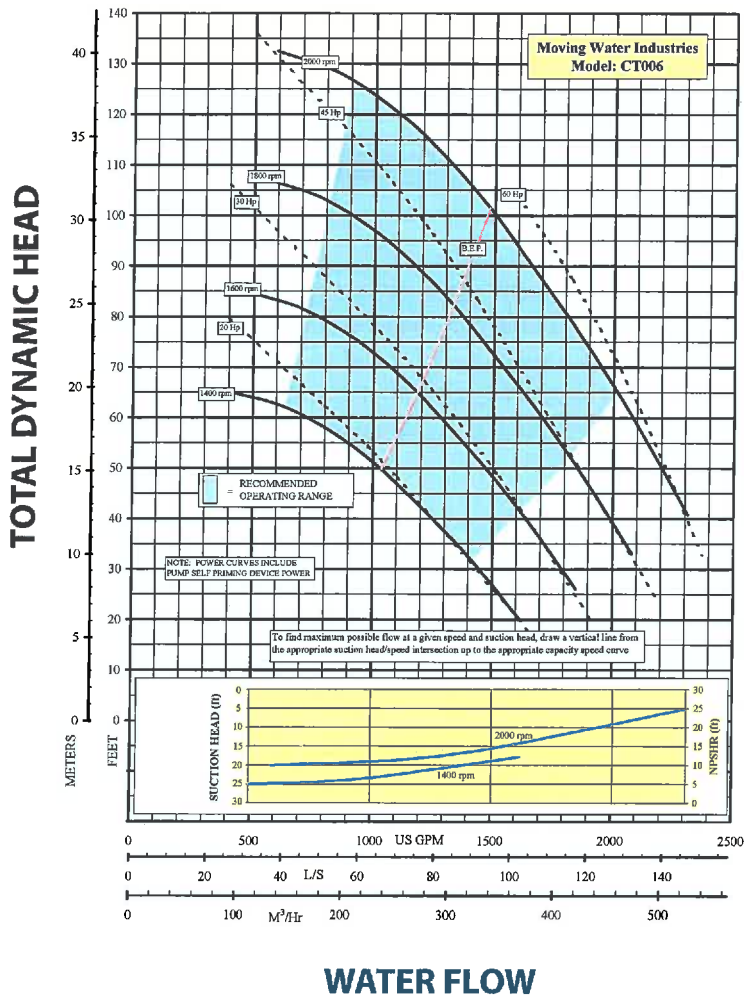
QUICK SPECIFICATIONS

Suction connection	6" 150# ANSI B16.5
Delivery connection	6" 150# ANSI B16.5
Max capacity	2300 USGPM
Max solids handling	3.0"
Max impeller diameter	10.8"
Max head (TDH)	160'
Max operating speed	2000 RPM
Max suction lift	25'
Dimensions	65 x 93 x 132"
Sound levels w/ enclosure	67 dBA at 7M / 23'
Max fuel consumption	At 67 HP; up to 20 hr run time

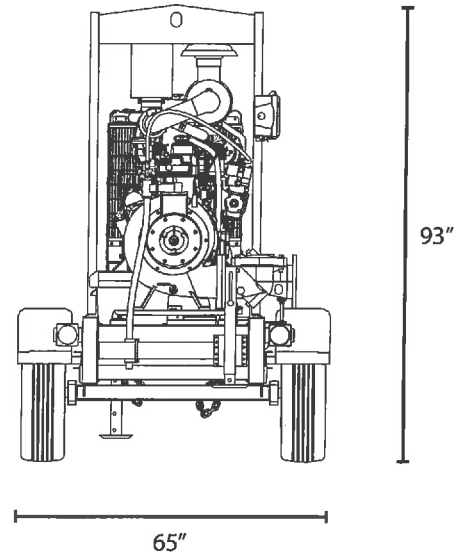
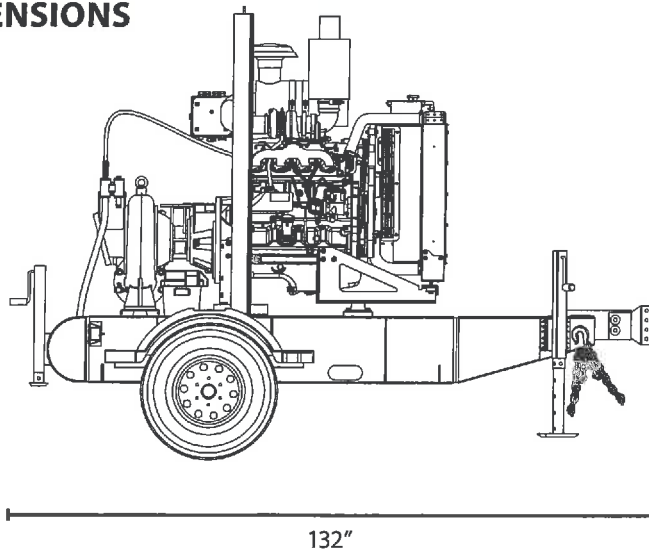


PRIMERITE™ CT006

PERFORMANCE CURVE



DIMENSIONS



MWI Pumps Headquarters

33 NW 2nd Street | Deerfield Beach, FL 33441

Copyright © 2020 MWI Pumps | All rights reserved. Subject to change without notice.

Inquiries: 954-426-1500 | Fax: 954-426-8938 | Email: info@mwipumps.com | mwipumps.com

MATERIALS & SPECIFICATIONS

Standard engine	John Deere 4045TF290
Max HP	74 HP
Fuel capacity	78 Gal
Drive type	Flywheel direct drive flexible element
Impeller	CA-40 Corrosion resistant iron/chromium alloy
Volute	Ductile cast iron ASTM A536 grade 70-50-05
Pump shaft	1045 Steel; Stainless steel option
Compressor	Engine-driven, oil lubricated and water cooled
Priming assembly	304 Stainless steel venturi
Control panel	Tach and hour meter, including shutdowns for low oil pressure, high coolant temperature, Plug-N-Play and float-ready
Discharge non-return valve	Val-matic swing flex check valve ASTM A536 grade 65-45-12
Mechanical seal	Stainless steel with silicon carbide faces; Buna elastomers
Weight of trailer mounted unit	3450 lbs (dry)