

Downtown Apex Design Projects Workshop Comment Summary

Over 450 people actively participated in the Downtown Design Projects Public Workshop, providing 575 written comments. The information below represents a brief summary of the extensive input provided through both the in-person and virtual workshop options. Information is summarized by project. Overall feedback for each project is summarized in an initial chart, followed by a summary of themes distilled from the written comments.


Saunders Lot	1
Commerce Street	2
Seaboard Street	3
Saunders Street Gathering Space	4
Peak on Salem Alley	5
Salem Streetscape.....	6

Saunders Lot

Q: WHICH SCHEMATIC PARKING LOT DESIGN DO YOU PREFER FOR THE SAUNDERS LOT?

Saunders Lot

Total respondents:
292



Summary of themes from 77 comments:

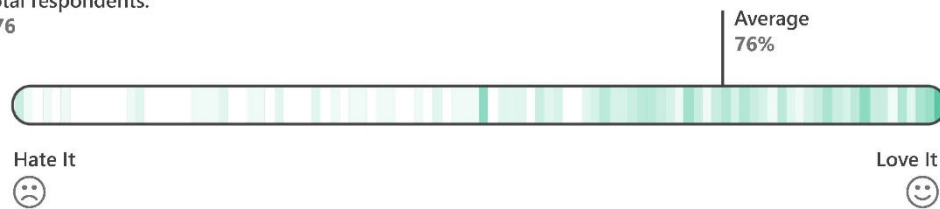
- Add design elements to the preserved area (in the “Preserve Green” alternative) to enhance this community space.
- Retain and implement the sustainability strategies (e.g. solar canopies, stormwater capture/reuse, EV charging).
- Implement smart parking, but make sure it is user friendly and clear that parking is free.
- Build a parking deck. It will provide the most parking, meet future needs, and can be built in a smaller footprint to preserve even more green.

Commerce Street

Q: WHAT DO YOU THINK ABOUT THE SCHEMATIC DESIGN FOR COMMERCE STREET?

Commerce Street

Total respondents:
276



Summary of themes from 116 comments:

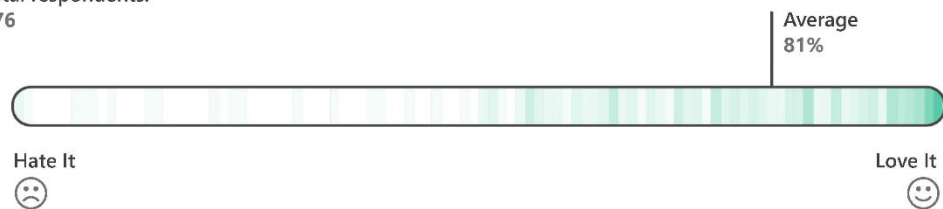
- Common themes for the Commerce and Seaboard alleys:
 - Eliminate the asphalt artwork/Implement the asphalt artwork.
 - Provide cool, shaded spaces for people.
 - Clean-up the utilities and consider going underground.
 - Ensure the functional needs of businesses are a top priority.
 - Add elements to encourage and support cycling.
- Commerce-specific themes:
 - Prioritize trash consolidation and containment - it creates visual and olfactory issues, and detracts from the investment in creating people places.
 - Complete pedestrian improvements for the full length of the alleyway.

Seaboard Street

Q: WHAT DO YOU THINK ABOUT THE SCHEMATIC DESIGN FOR SEABOARD STREET?

Seaboard Street

Total respondents:
276



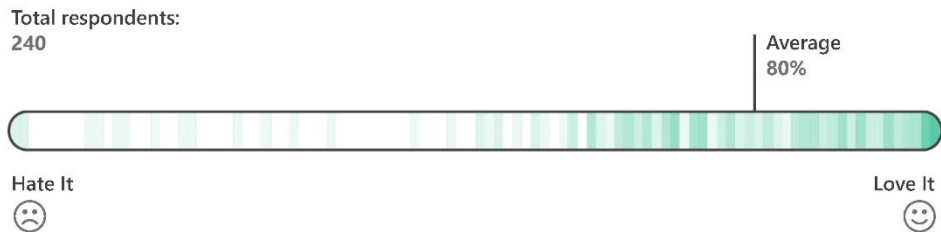
Summary of themes from 98 comments:

- Common themes for the Commerce and Seaboard alleys:
 - Eliminate the asphalt artwork/Implement the asphalt artwork.
 - Provide cool, shaded spaces for people.
 - Clean-up the utilities and consider going underground.
 - Ensure the functional needs of businesses are a top priority.
 - Add elements to encourage and support cycling.
- Seaboard-specific themes:
 - Implement the green elements (ornamental trees, pollinator bioswales, planters, permeable pavers).
 - Be cautious about the safety and practical aspects of mixing gathering spaces and functional spaces.
 - Expand the space for gathering and eliminate some of the parking.
 - Plan on space for food trucks.
 - Incorporate design elements or themes that capture the history of the area.
 - Work with business and property owners to understand their needs and evaluate back-door access for customers

Saunders Street Gathering Space

Q: HOW DO YOU FEEL ABOUT THE SAUNDERS STREET GATHERING SPACE SCHEMATIC DESIGN?

Saunders Street Gathering Space



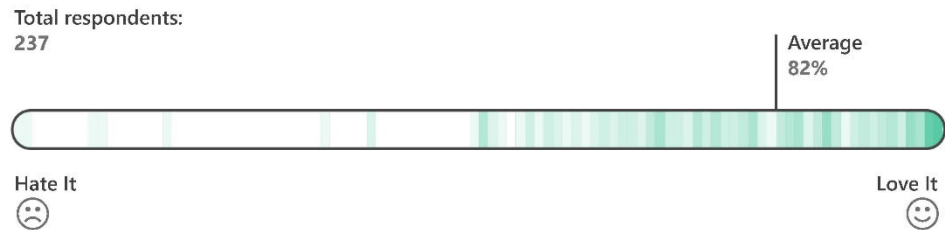
Summary of themes from 73 comments:

- Install the mural exactly as shown/Use a more traditional color palette/Keep the message but change the art/Allow the public to vote on the murals.
- Keep the lending library – this is an important elements of small town charm.
- Keep the rock garden/eliminate the rock garden.
- Keep the existing tree and add even more green. New trees will take a long time to reach this size. This specific tree is part of the Apex nostalgia and the location is the site of many memories.
- Eliminate some of the games in favor of more green.
- Implement all changes that allow this space to be used for people.
- Use this space for more parking.
- Program events for the new gathering space.
- Develop a plan for maintenance. Especially if movable/loose pieces are implemented and string lights are incorporated.
- Add a water feature.

Peak on Salem Alley

Q: HOW DO YOU FEEL ABOUT THE PEAK ALLEY SCHEMATIC DESIGN?

Peak on Salem Alley



Summary of themes from 59 comments:

- Add the stage – more places like this are needed for entertainment and gathering.
- Remove the stage - it will create too much noise for residential areas.
- Implement improvements as shown.
- Leave the design of this area up to the private property owner.
- Block through traffic as shown – this is a dangerous location for calls to pull onto Salem Street.
- Add a water feature.

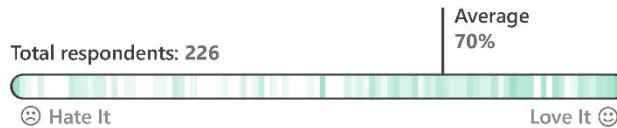
Salem Streetscape

Q: HOW DO YOU FEEL ABOUT THE SCHEMATIC DESIGN OPTIONS FOR SALEM STREET?

Salem Streetscape

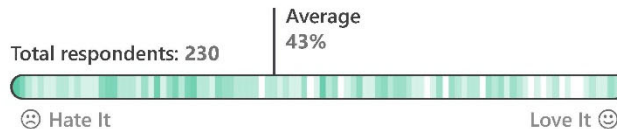
Option A:

Vertical Curb with Drop Zones



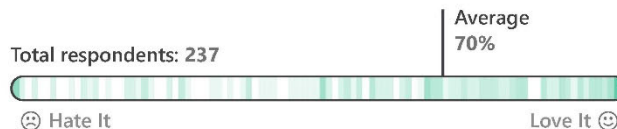
Option B:

Curbless with Parking Option



Option C:

Curbless with Drop Zones



Summary of themes from 111 comments:

- General
 - Do not implement substantial changes that will disturb businesses after a difficult year.
 - Make this happen as soon as possible!
 - Continue streetscape enhancements to Center Street or it will discourage people from visiting businesses.
 - Close Salem Street to traffic/keep Salem Street open to traffic.
 - Develop a plan for maintenance.
- Design Elements
 - Keep the permeable pavers, soil cells, shade for pedestrians, street trees, lighting, and the expansion of the outdoor gathering/dining spaces.
 - Eliminate string lights as the strings will be ugly during the day and when bulbs go out.
 - Reconsider at least some of the counter-height tables, especially since they are facing and adjacent to traffic.
 - Reduce the number of trees. People like to see the buildings and they create a maintenance issue.
 - Add sharrows or bike lanes, more space for bicycle parking and locking, and make sure pavers are bicycle friendly.
 - Use decorative signal posts.
 - Carefully select the trees and use native species.
 - Raise crosswalks to slow cars. Add a mid-block crossing if cars are slowing down and parking is removed.
 - Add a line down the center of the street.
 - Select a different paver – it is too grey and people will miss the color from the existing brick pavers.

- Maintain a paved roadway instead of using pavers. Pavers create a mall feeling instead of a downtown.
- Parking
 - Do not remove any parking. It is vital to businesses.
 - Reduce parking as shown – it balances the need for additional space for dining and gathering with the need for easily-accessible spaces for shops. Placement is appropriate. Some parking is needed to bring activity to the street, otherwise it will feel desolate during times when there aren't many pedestrians.
 - Eliminate all parking except the drop zones. Parking contributes to crashes, slows traffic, impacts the pedestrian environment, and detracts from the overall design. Parking also conflicts with cyclists, creates site line issues, and makes it difficult to see businesses.
 - If parking is maintained, it should be with the curbed option only.
 - Shift drop zones to opposite ends of the street.
 - Make sure time limitations for drop zones are enforced.
 - Add 1-3 more drop zone areas – these will be vital.
- Curb versus Curbless
 - Implement the curbed option as it is perceived to:
 - Feel more open given the need for extensive bollards and fixed features with the curbless alternative.
 - Better handle stormwater.
 - Improve safety.
 - Discourage jay-walking.
 - Effectively redirect cars onto the road.
 - Implement the curbless option as it is perceived to:
 - Add flexibility for festivals and events.
 - Increase accessibility.
 - Improve the pedestrian feel of the corridor.