

Water and Sewer Rate Study Update



Presentation Overview



Water Study Updates



Water Bill Impacts & Rate Survey



Wastewater Bill Impacts & Rate Survey



Combined Bill Impacts & Rate Survey

Water Study Updates

Water Rates

- ✓ No rate increases for current fiscal year 2024/2025.
- ✓ Recommended rate increases shall not exceed 3% per year. (Previously was 5%).
- ✓ Use of reserve funds to help meet projected capital costs instead of debt.

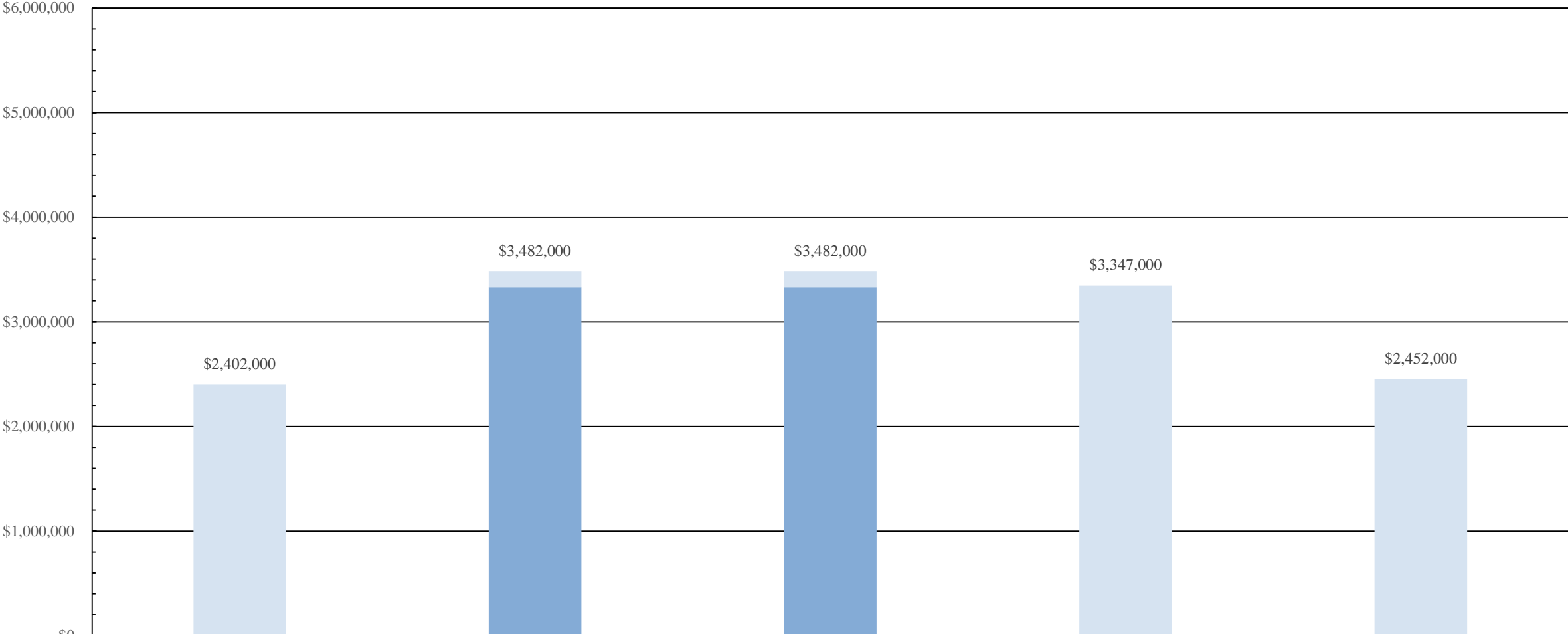
UWPA Passthrough

- ✓ No rate increases for current fiscal year 2024/2025.
- ✓ Recommended passthrough increases shall be phased in and not to exceed 6.22% per year.

Optional: Establish reserves at \$250,000.

To comply with Proposition 218, the funds would need to be applied as a reduction to future rates rather than paid out as a refund.

5-Year Water CIP Funding Sources



	2024/25	2025/26	2026/27	2027/28	2028/29
Pay Go	\$2,402,000	\$152,000	\$152,000	\$3,347,000	\$2,452,000
Grants	\$0	\$3,330,000	\$3,330,000	\$0	\$0
Debt	\$0	\$0	\$0	\$0	\$0
Totals	\$2,402,000	\$3,482,000	\$3,482,000	\$3,347,000	\$2,452,000

Proposed Monthly Water Rates

		Proposed 2025/26	Proposed 2026/27	Proposed 2027/28	Proposed 2028/29	Proposed 2029/30
	Proposed % Increase	3%	3%	3%	3%	3%
All Water Users	Current Volumetric Rate					
All Use, \$/hcf	\$1.69	\$1.74	\$1.79	\$1.84	\$1.90	\$1.96
Meter Size	Current Meter Rate					
5/8"	\$46.93	\$48.34	\$49.79	\$51.28	\$52.82	\$54.40
3/4"	\$70.40	\$72.51	\$74.69	\$76.92	\$79.23	\$81.60
1"	\$117.33	\$120.85	\$124.48	\$128.20	\$132.05	\$136.00
1 1/2"	\$234.65	\$241.70	\$248.95	\$256.40	\$264.10	\$272.00
2"	\$375.44	\$386.72	\$398.32	\$410.24	\$422.56	\$435.20
3"	\$703.95	\$725.10	\$746.85	\$769.20	\$792.30	\$816.00
4"	\$1,173.25	\$1,208.50	\$1,244.75	\$1,282.00	\$1,320.50	\$1,360.00
6"	\$2,346.51	\$2,417.00	\$2,489.50	\$2,564.00	\$2,641.00	\$2,720.00
Construction Meter	\$70.40	\$72.51	\$74.69	\$76.92	\$79.23	\$81.60

Proposed Phased In Monthly UWPA Charges

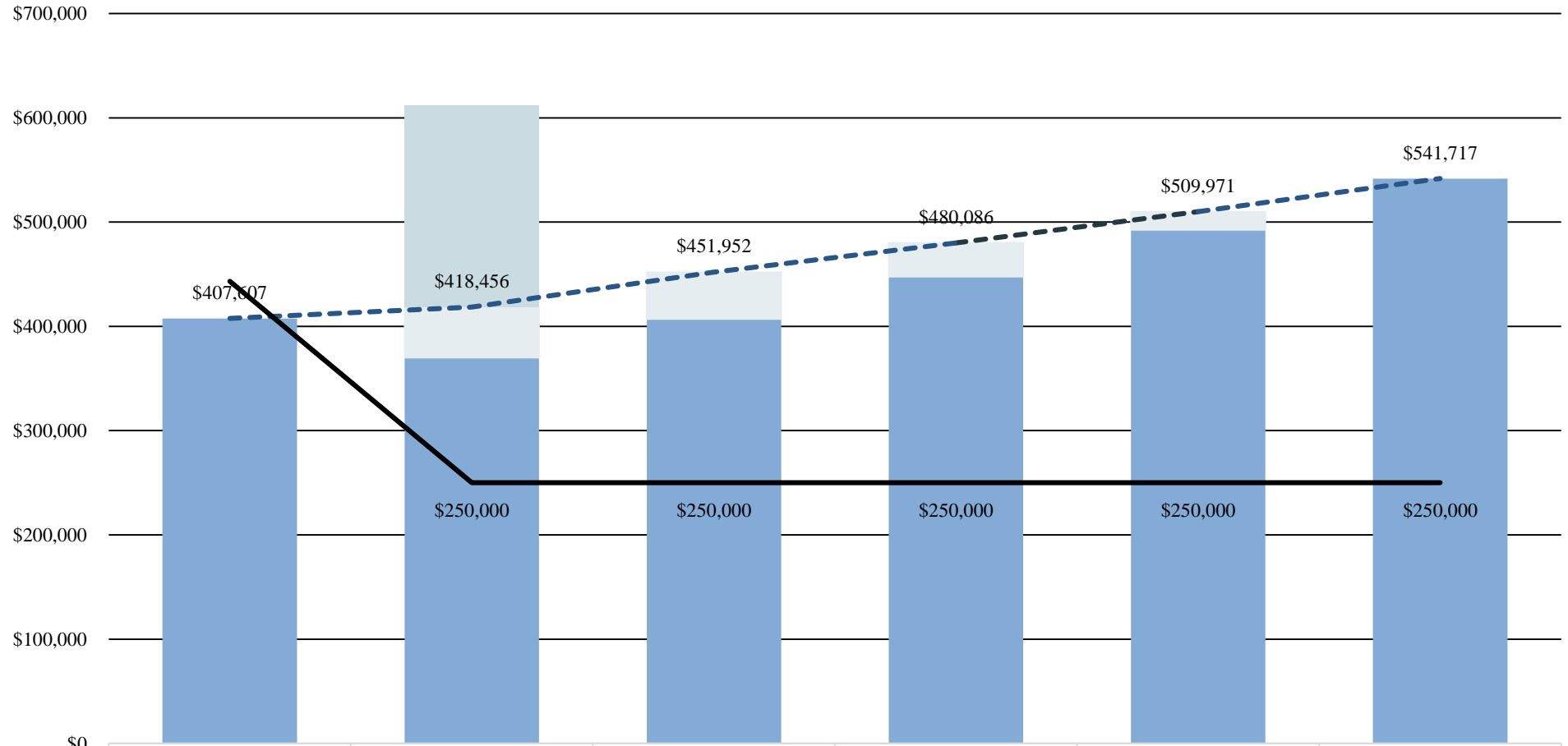
		Proposed 2024/25	Proposed 2025/26	Proposed 2026/27	Proposed 2027/28	Proposed 2028/29
	Proposed Phase-In %	0.00%	6.22%	6.22%	6.22%	6.22%
Meter Size	Current UWPA Rates					
5/8"	\$13.91	\$13.91	\$14.78	\$15.70	\$16.67	\$17.71
3/4"	\$20.86	\$20.86	\$22.16	\$23.54	\$25.01	\$26.57
1"	\$34.77	\$34.77	\$36.94	\$39.24	\$41.68	\$44.28
1 1/2"	\$69.55	\$69.55	\$73.88	\$78.48	\$83.36	\$88.55
2"	\$111.27	\$111.28	\$118.20	\$125.56	\$133.38	\$141.68
3"	\$208.64	\$208.64	\$221.63	\$235.43	\$250.08	\$265.65
4"	\$347.73	\$347.74	\$369.39	\$392.38	\$416.81	\$442.75
6"	\$695.46	\$695.48	\$738.77	\$784.76	\$833.61	\$885.51
Construction Meter	\$20.86	\$20.86	\$22.16	\$23.54	\$25.01	\$26.57

Summary of Charges: UWPA Passthrough Costs

	Fiscal Year	2024/25	2025/26	2026/27	2027/28	2028/29
Projected 5/8” Meter Equivalents		2,507	2,549	2,549	2,549	2,549
Projected UWPA	Estimated	Proposed	Proposed	Proposed	Proposed	Proposed
Proposed Phase-In %		0.00%	6.22%	6.22%	6.22%	6.22%
Annual Passthrough Fees		\$418,456	\$451,952	\$480,086	\$509,971	\$541,717
Annual Contribution		<u>\$370,000</u>	<u>\$407,000</u>	<u>\$447,700</u>	<u>\$492,470</u>	<u>\$541,717</u>
Change to Reserves		\$48,456	\$44,952	\$32,386	\$17,501	\$0.00
Beginning Reserve Balance*	\$443,118					

* Reserve balance is estimated balance at June 30, 2024.

UWPA Passthrough Charges and Annual Contributions



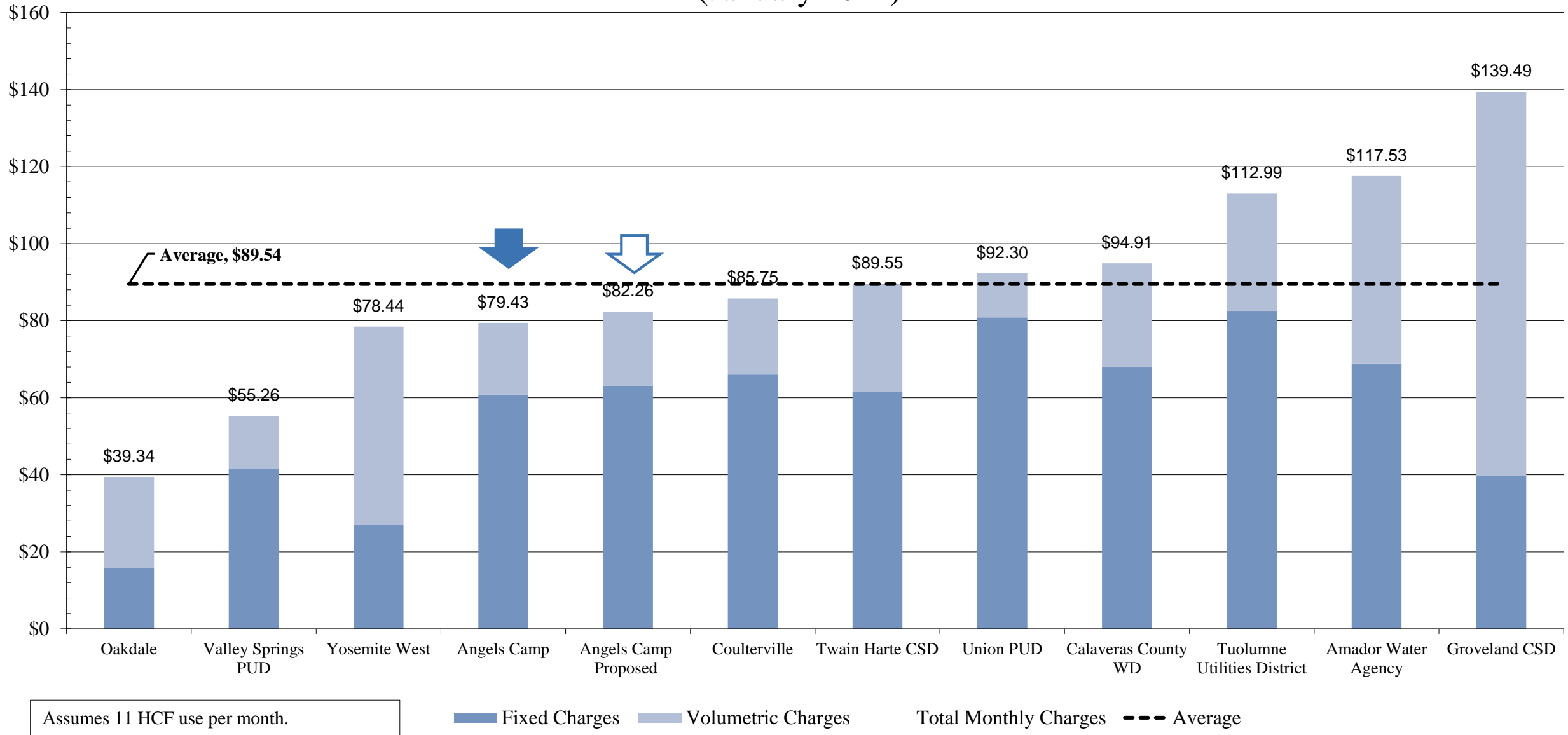
	2023/24	2024/25	2025/26	2026/27	2027/28	2028/29
Current reserves available for use	\$0	\$193,118	\$0	\$0	\$0	\$0
Projected annual reserves eligible for use	\$0	\$48,456	\$44,952	\$32,386	\$17,501	\$0
Utica Water And Power Contribution	\$407,607	\$370,000	\$407,000	\$447,700	\$492,470	\$541,717
Projected UWPA Passthrough Fees	\$407,607	\$418,456	\$451,952	\$480,086	\$509,971	\$541,717
Ending Reserve Balances Fund 241	\$443,118	\$250,000	\$250,000	\$250,000	\$250,000	\$250,000

Single Family Home Monthly Bill Impacts

Average Residential User

	Current Rate	Proposed 2025/26	Proposed 2026/27	Proposed 2027/28	Proposed 2028/29	Proposed 2029/30
Fixed Meter Charge	\$46.93	\$48.34	\$49.79	\$51.28	\$52.82	\$54.40
UWPA	\$13.91	\$14.78	\$15.70	\$16.67	\$17.71	\$18.60
11 HCF, monthly	<u>\$18.59</u>	<u>\$19.14</u>	<u>\$19.69</u>	<u>\$20.24</u>	<u>\$20.90</u>	<u>\$21.56</u>
Total Monthly	\$79.43	\$82.26	\$85.18	\$88.19	\$91.43	\$94.56

Single Family Residential Monthly Water Rate Survey (January 2024)



Wastewater Study

- ✓ No rate increases for current fiscal year 2024/2025.
- ✓ Recommended rate increases shall not exceed 2% per year.

Proposed Monthly Wastewater Rates

User Class	Current Rates	Proposed 2025/26	Proposed 2026/27	Proposed 2027/28	Proposed 2028/29	Proposed 2029/30
Proposed Increase %		2%	2%	2%	2%	2%
Residential		Fixed Billing Rates (\$/month)				
Single Family, Mobile Home, Multi-Family	\$/month \$107.95	\$110.11	\$112.31	\$114.56	\$116.85	\$119.19
Six Mile Village - Residential	\$/gallon \$0.0144	\$110.11	\$112.31	\$114.56	\$116.85	\$119.19
Non – Residential ¹		Volumetric Billing Rates (\$/gallon, winter use)				
Commercial and Industrial	\$/month, \$136.30	\$0.0212	\$0.0216	\$0.0222	\$0.0224	\$0.0228
Other Institutional	\$/gallon, \$0.0208	\$0.0212	\$0.0216	\$0.0222	\$0.0224	\$0.0228
Six Mile Village - Non-Residential	\$/gallon, \$0.0144	\$0.0212	\$0.0216	\$0.0222	\$0.0224	\$0.0228
¹ Minimum Wastewater Charges (\$/month)		\$139.03	\$141.81	\$144.65	\$147.54	\$150.49

Proposed Mixed Use Methodology (New)

- Charged like a normal commercial account based on winter water usage.
- Minimum one commercial charge per commercial account plus one residential charge per residential dwelling unit.

Example: Property with 13 residential units plus two commercial accounts on a shared meter.

Rate = winter use x usage rate

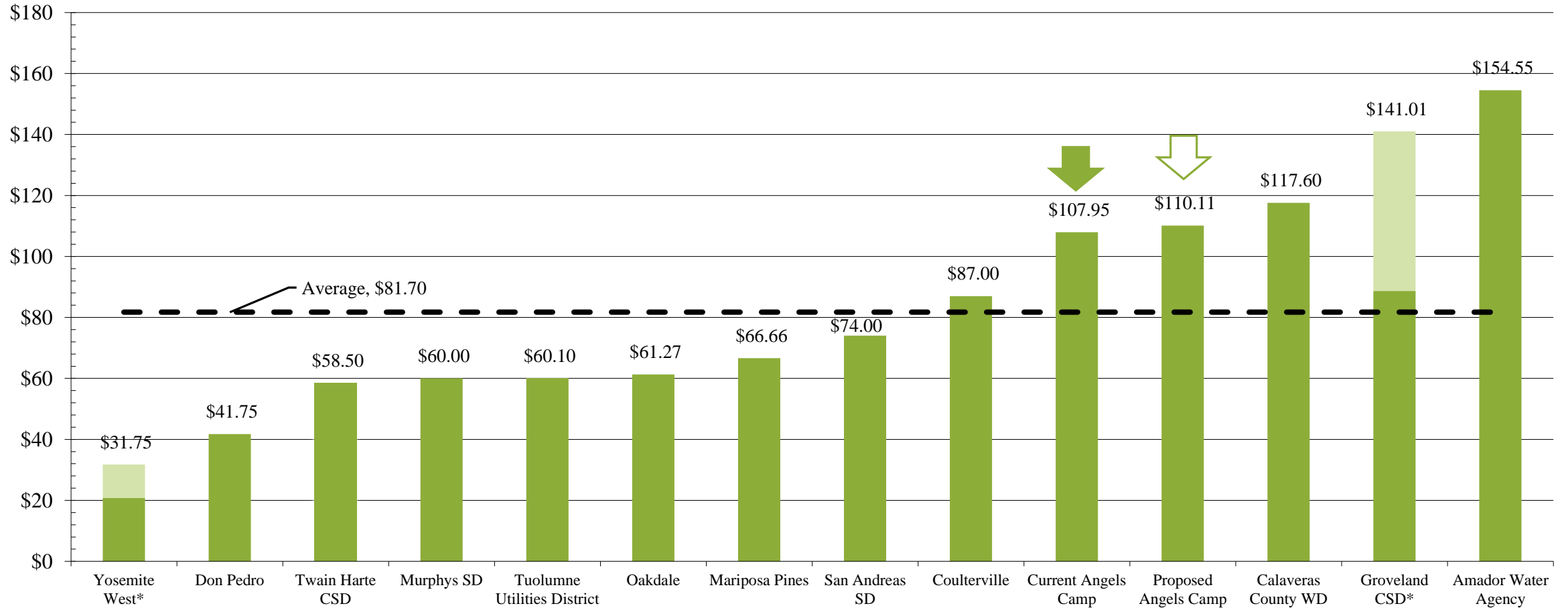
Minimum charges = 13 x residential rate plus 2 x commercial minimum charge.

Single Family Home Monthly Bill Impacts

Residential User Class

	Current Rate	Proposed 7/1/2025	Proposed 7/1/2026	Proposed 7/1/2027	Proposed 7/1/2028	Proposed 7/1/2029
Fixed Sewer Service Charges	\$107.95	\$110.11	\$112.31	\$114.56	\$116.85	\$119.19
Total Monthly	\$107.95	\$110.11	\$112.31	\$114.56	\$116.85	\$119.19

Single Family Residential Monthly Wastewater Rate Survey (January 2024)



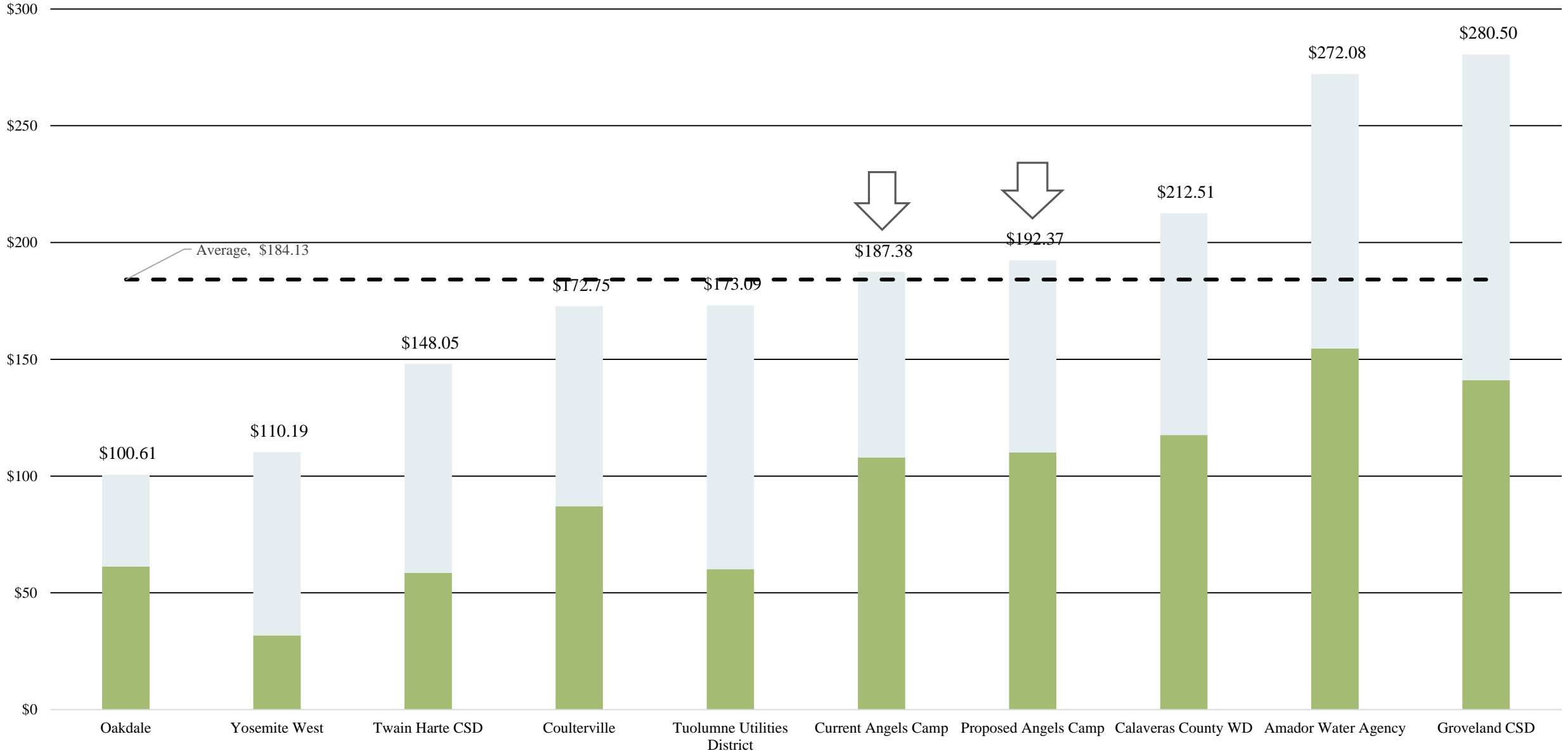
*Assumes 6 hcf winter use.

Single Family Home Monthly Bill Impacts

Average Residential User	Current Charges	Proposed 2025/26	Proposed 2026/27	Proposed 2027/28	Proposed 2028/29	Proposed 2029/30
Water Meter Charge	\$46.93	\$48.34	\$49.79	\$51.28	\$52.82	\$54.40
UWPA	\$13.91	\$14.78	\$15.70	\$16.67	\$17.71	\$18.60
11 HCF, monthly	\$18.59	\$19.14	\$19.69	\$20.24	\$20.90	\$21.56
Sewer Service Charges	<u>\$107.95</u>	<u>\$110.11</u>	<u>\$112.31</u>	<u>\$114.56</u>	<u>\$116.85</u>	<u>\$119.19</u>
Total Monthly	\$187.38	\$192.37	\$197.49	\$202.75	\$208.28	\$213.75

Single Family Residential Combined Monthly Billing

■ TOTAL SEWER ■ TOTAL WATER



CITY OF ANGELS CAMP

FOUNDED 1848 - EST 1912



Questions & Comments

