



# STAFF REPORT

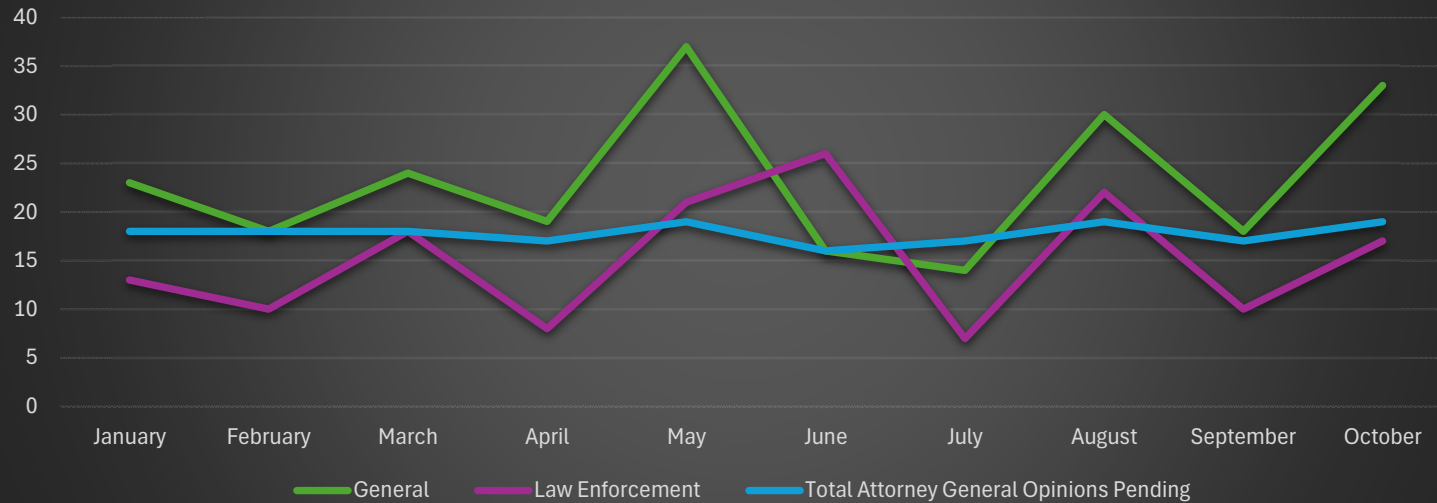
An abstract graphic featuring thick, flowing purple lines. One line starts from the top left, curves downwards, and then extends diagonally towards the top right. Another line starts from the bottom right and curves upwards towards the center. These lines create a sense of movement and frame the central text.

# **CITY SECRETARY'S OFFICE**

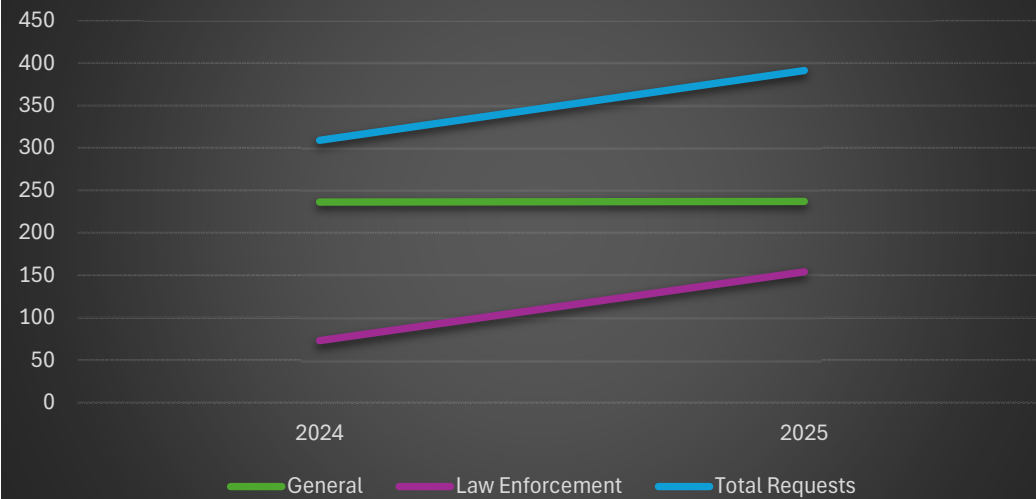
**CITY OF ANGLETON, TEXAS  
OFFICE OF THE CITY SECRETARY  
OCTOBER 2025 REPORT**

ACTIVITY	DESCRIPTION	MONTHLY TOTAL	YEAR-TO-DATE TOTAL
City Council Agendas	City Council meetings, workshop agendas, & Notice of Quorum prepared & posted in accordance with Local Government Code.	2	23
Executive Sessions	Executive Sessions posted	5	20
Council Minutes	Minutes approved	0	13
Ordinances	Ordinances written, processed, &/or published	2	26
Resolutions	Resolutions written & processed	3	18
Contracts & Agreements	Contracts & Agreements approved & executed	5	38
Deeds / Easements	Plats / Deeds / Easements, executed & recorded	0	0
Laserfiche Imaging	Scanned pages City-wide documents	256	9,186
<b>OTHER:</b>			

## Requests Received and Attorney General Opinions Pending 2025 Monthly Trend

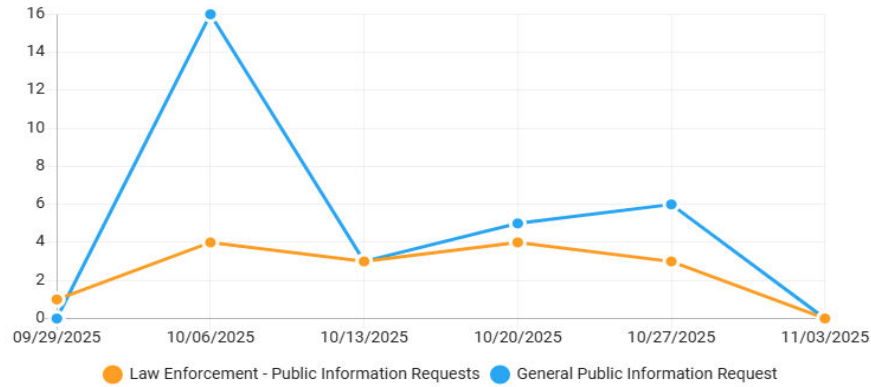


## 2024-2025 Year-To-Date Comparison



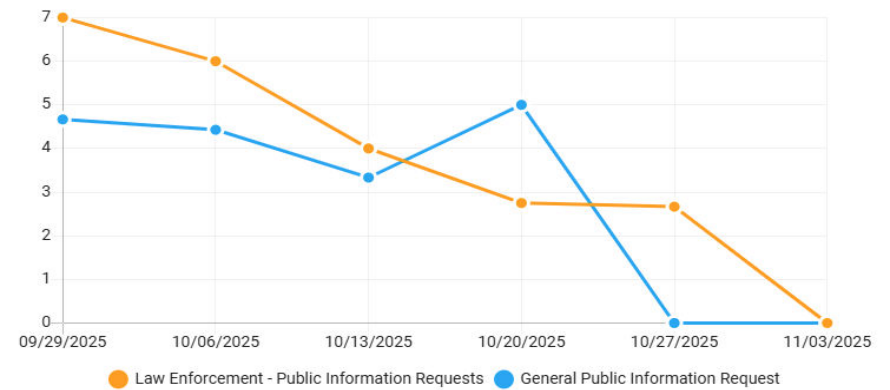
### Processed Requests

October 2025



### Average Completion Time

October 2025



15

Law Enforcement - Public Information Requests

30

General Public Information Request

4.08

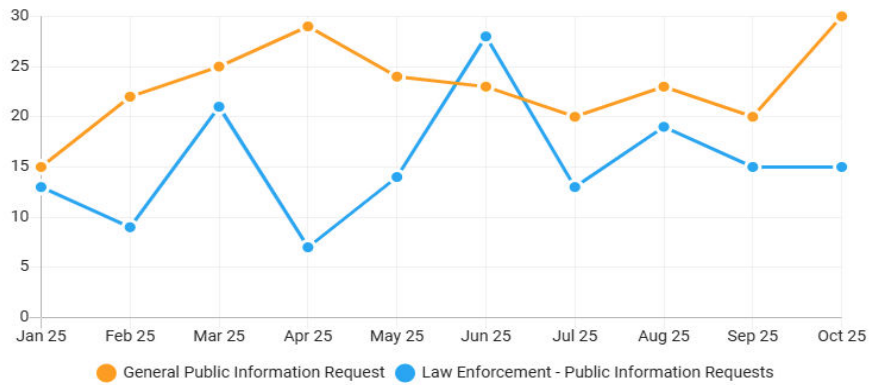
Law Enforcement - Public Information Requests

4.33

General Public Information Request

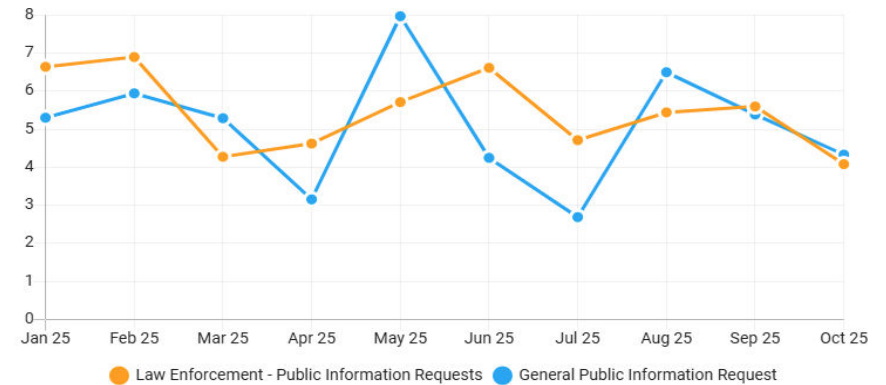
### Processed Requests

Year-to-Date



### Average Completion Time

Year-to-Date



231

General Public Information Request

154

Law Enforcement - Public Information Requests

5.58

Law Enforcement - Public Information Requests

5.45

General Public Information Request

An abstract graphic featuring thick, flowing purple lines that create a sense of movement and depth. The lines are set against a white background, with one line curving from the top left and another more diagonal line crossing it. The overall effect is modern and dynamic.

# **COMMUNICATIONS & MARKETING**



## PROJECTS

### 1. King Municipal Operations Center (KMOC)

KMOC PROJECT UPDATE FOR 11/12/2025

#### UPDATES

Current progress:

- Erection in progress
- Insulation scheduled for delivery 11/3
- HM frames scheduled for delivery 11/4
- Wall panels scheduled for delivery 11/

Issues:

- Storm tie-in - Teal has contacted the City, 811, TxDOT, AT&T, and CenterPoint.
- Hector proposed the idea of a "Conflict Box"
- Dunaway waiting on follow-ups from CenterPoint and TxDOT
- Miguel with Baker & Lawson will design a Conflict Box for our manhole tie-in issue at KMOC at no charge to the city. Estimated cost savings of \$6,000.

#### Memorial/Graphics

I have reached out to design team who did the graphics for the new Heartland and Heritage Schools. I will also reach out to the graphic designer I work with on City publications

#### Communication During Construction

Project updates will be provided through the following channels:

- Biweekly team meetings
- Monthly project report
- City Council updates









## DEPARTMENTAL SUPPORT/COLLABORATION

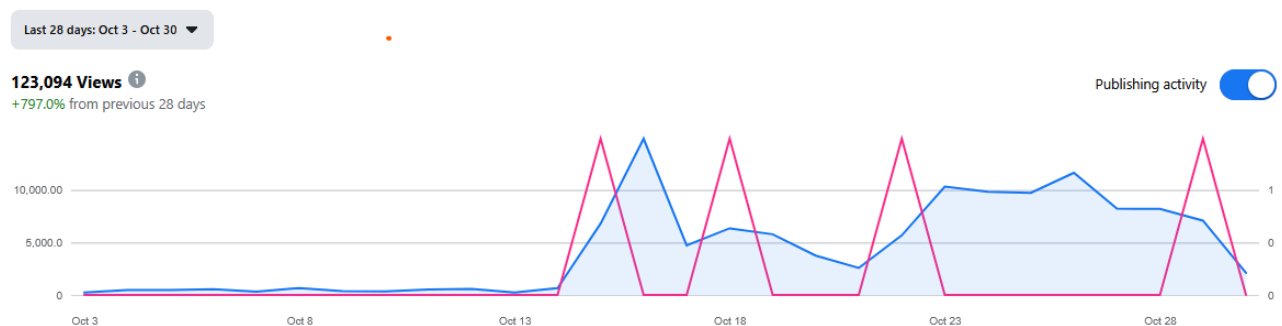
- Annex project for IT Offices is complete and ready for move in.
- Working with Jason O'Mara on Sponsorship video, giving structure, and memorial for Abigail Arias Park.
- Working with Michelle Perez on Customer Service Training for All Employees to be held on Thursday, December 3.

## SPECIAL EVENTS

### Angleton Market Days

November 15/16 2025 Market is full!

We are looking forward to a fantastic market. New advertising strategy has been extremely successful. See analytics on views below.



## Heart of Christmas

Planning in full swing – Registrations are coming in! The Community Choir will join us to Light the Christmas Tree, which kicks off the event and The Angleton Chamber is partnering with us on the Tree Walk which will provide decorated Christmas Trees to needy families in AISD and The Brazoria County Women's Center. We look forward to City Council helping hand out Hot Dogs. It's a wonderful evening of giving.

## ECONOMIC DEVELOPMENT

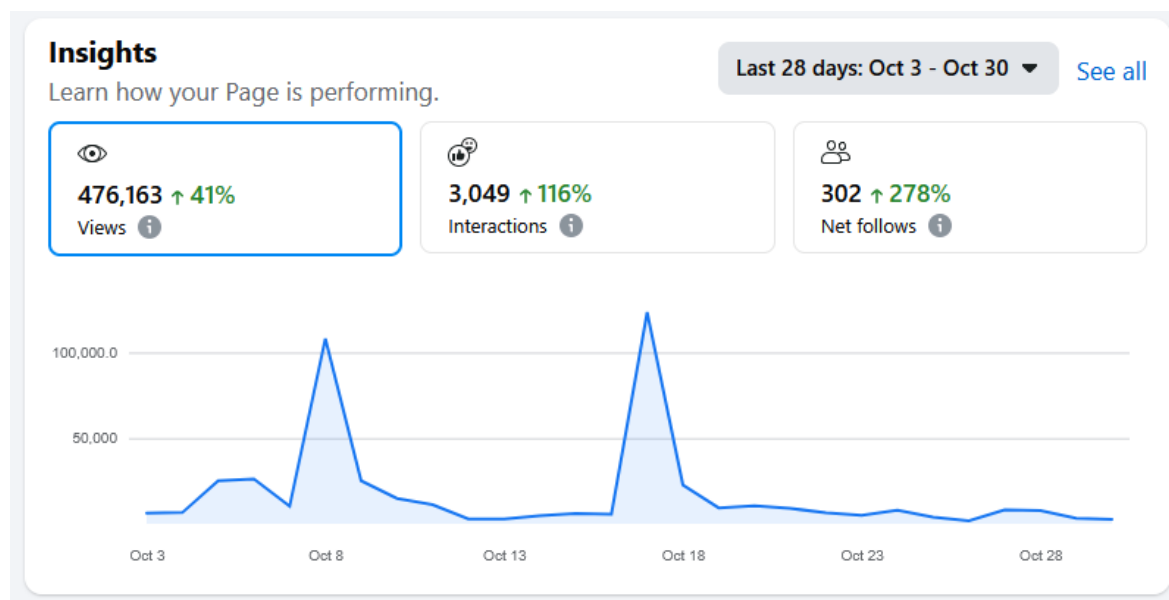
In accordance with Texas Government Code §551.087, which permits discussion of economic development negotiations in Executive Session, the City may meet privately to deliberate on commercial or financial information received from a business prospect, or to discuss incentives being considered for economic development purposes. Due to the confidential nature of these negotiations, detailed reports on prospective projects will be provided in Executive Session or through confidential correspondence, as appropriate.

---

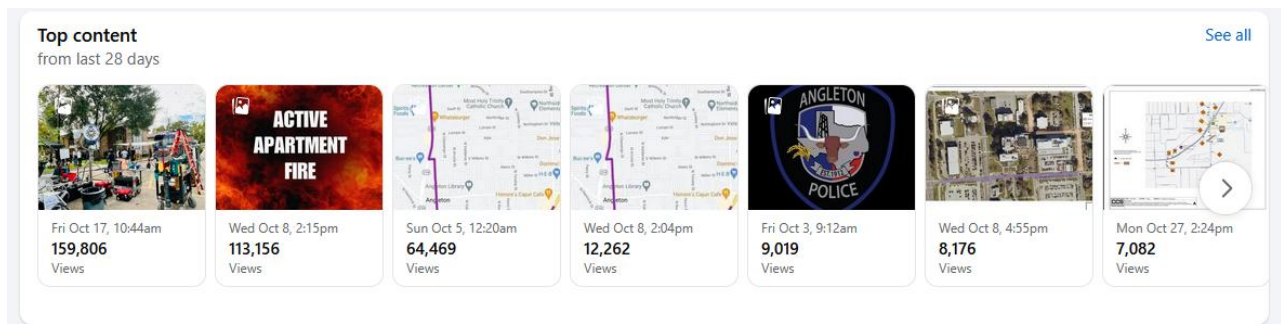
## COMMUNICATIONS PLAN FOR NOVEMBER

- **Texas Arbor Day (First Friday in November):** Promote tree planting and environmental conservation efforts in Angleton.
- **Veterans Day (November 11th):** Honor and thank veterans for their service with special events and tributes.
- **Angleton Market Days** – Third weekend in November
- **Thanksgiving (Fourth Thursday in November):** Express gratitude for the community and promote local food drives.
- **INSIDE Angleton**
- **Pre Event Coverage for Heart of Christmas**
- **KAB Fall Sweep**

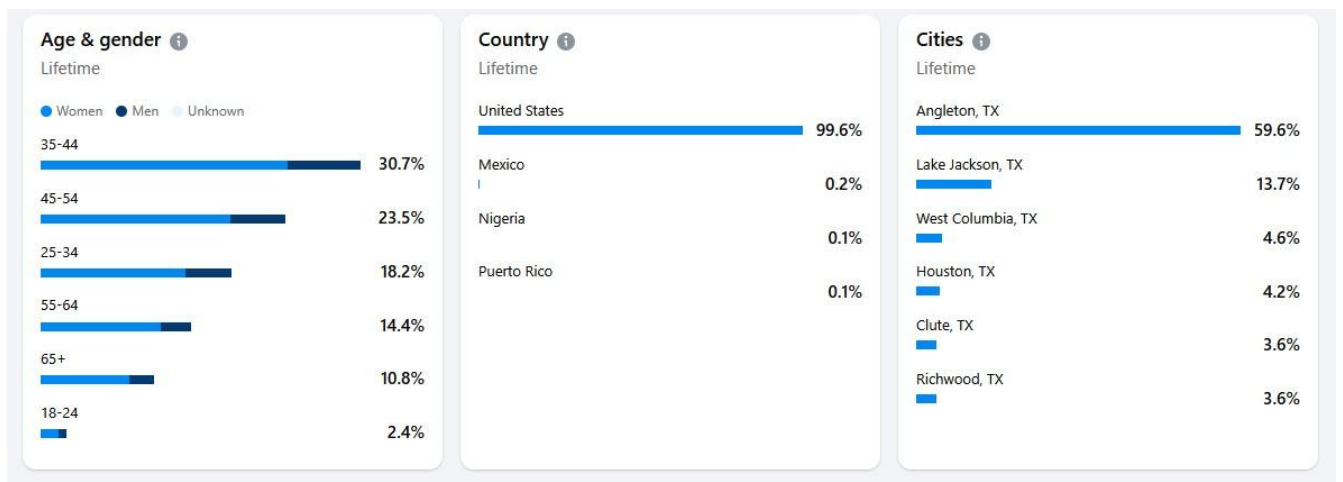
## Facebook Insights Last 28 Days



## TOP CONTENT



## AUDIENCE



## Upcoming Projects

**INSIDE Angleton:** Wrapping up another packed edition. In homes last of November/first of December.

## Coming Soon

- Waste Connection Survey
- New Restaurant Highlights on Social Media
- Did You Know Topics

Thank you,

**Martha Eighme, PCED, CPC, CTE**

Director of Communications and Marketing

979-849-4364 ext. 2111

[www.angleton.tx.us](http://www.angleton.tx.us)

City of Angleton

121 S. Velasco


Angleton, TX 77515

An abstract graphic featuring thick, flowing purple lines. One line starts from the top left, curves downwards, and then extends diagonally towards the top right. Another line starts from the bottom left and curves upwards towards the bottom right. These lines frame the central text.

# **DEVELOPMENT SERVICES**

## PRIORITY PROJECTS

## 1. Comprehensive Master Plan Update:

PHASE 1 COMPREHENSIVE PLAN UPDATE	
MONTHS 1-3 MOBILIZATION	Status
Work session with the City Council, Planning and Zoning Commission, & others	<ul style="list-style-type: none"> <li>City Council Work Session - May 27, 2025 at 6 p.m.</li> </ul>
Formation of Advisory Committee (Comprehensive Plan Advisory Committee - CPAC)	<ul style="list-style-type: none"> <li>Approved by the CC on May 27, 2025. Staff sent the list on June 6, 2025.</li> </ul>
<b>CPAC Advisory Committee meeting Update</b>    <b>SURVEY QR CODE</b>	<ul style="list-style-type: none"> <li>July 17, 2025 Kick-off Session.</li> <li>Held on Sunday, August 31, 2025, 11AM - 3:30 PM</li> </ul> <p>Community Engagement Booth at the Angleton Artisan Market, Brazoria County Fairgrounds</p> <p>Very good feedback was received from the public.</p> <p>Please Take the new Survey:</p> <p><a href="https://www.surveymonkey.com/r/AngletonComprehensivePlanUpdate">https://www.surveymonkey.com/r/AngletonComprehensivePlanUpdate</a></p> <p><b>NEXT CPAC MEETING: OCT. 15, 2025 AT 6:00 PM</b></p>

CPAC Committee Meeting	<ul style="list-style-type: none"> <li>• <i>Wednesday, Oct. 15, 2025</i></li> </ul>
CPAC Engagement Opportunity	<ul style="list-style-type: none"> <li>• <i>City Leadership: 11/1/2025</i></li> </ul>
Angleton Market Days (Engagement Activity)	<ul style="list-style-type: none"> <li>• <i>Saturday, November 14, 2025</i></li> </ul>
Heart of Christmas (Engagement Activity)	<ul style="list-style-type: none"> <li>• <i>Saturday, December 6, 2025</i></li> </ul>

## MONTHLY REPORT TOPICS

### Other development-related Issues:

### Planning Commission/Council Upcoming Agenda Items:

1. Conduct a public hearing, discussion, and possible action on an Ordinance Zoning approximately 26.084 acres out of 41.876 acres to Commercial General (C-G)/SUP Overlay, TNMP Company for property (White Oak Substations) located adjacent and north of 3343 E Mulberry St/ HWY 35, Angleton, TX 77515.
2. Discussion and Possible Action on an application for the Tree Mitigation Site Plan for the Windrose Green community, located at the intersection of FM 523 and Windrose Green Blvd, directly east of Angleton High School.
3. Discussion and Possible Action on an application for Tree Mitigation Plan for the Freedom Park - Detention and Drainage Project, located south of FM 523 and north of Freedom Park.

**CERTIFICATE OF OCCUPANCY REPORT:**

The Certificate of Occupancy- Residential Report is attached.

Month	2025 Residential Total C.O.'s
January	24
February	36
March	45
April	36
May	26
June	17
July	18
August	5
September	32
<b>October</b>	<b>29</b>
November	
December	
<b>Yearly Total</b>	<b>268</b>



## 2025 New Business Report:

Project Name and Location	Status
Antojitos Rikos Snack Bar, <b>728 E Henderson</b>	Certificate of Occupancy Issued
BENROYCE AUTO REMARKETING - <b>Ramin 1216 N. Velasco St</b>	Certificate of Occupancy Issued
Brazos Flower & Co. - <b>Amanda Barnhill 100 N Velasco St</b>	Certificate of Occupancy Issued
DASH PHYSICAL THERAPY & SPORTS - <b>700 Western Ave - CO</b>	Certificate of Occupancy Issued
Everything Sacred - <b>1111 N Velasco St - CO</b>	Certificate of Occupancy Issued
Footworks Spa - <b>Zilu Ye 1111 N Velasco St</b>	Certificate of Occupancy Issued
Guate Maya <b>Restaurant &amp; Bakery - 509 N Downing Rd</b>	Certificate of Occupancy Issued
HAGAN RISK PARTNERS - <b>2700 E HWY 35 &amp; Rab Rd</b>	Certificate of Occupancy Issued
JJ & S Motors LLC - <b>Amanuel Lemessa 1224 E. Mulberry St Hwy 35</b>	Certificate of Occupancy Issued
Junie's Peer Support Group - <b>Monica Aguilar 1104 E. Mulberry Hwy 35</b>	Certificate of Occupancy Issued
Landry's Barbershop - <b>Amber Landry 108 N. Velasco St</b>	Certificate of Occupancy Issued
Luxe Daqs - <b>Lawonda Williams (Daiquiri Shop) 1004 N Velasco St</b>	Certificate of Occupancy Issued
M&A The Academy of Caregiving - <b>105 S Chenango St -CO</b>	Certificate of Occupancy Issued
Mail Hub - <b>Peter Boateng 1814 N. Velasco St</b>	Certificate of Occupancy Issued
Mainline Glass Industries - <b>Viki Cole 2609 N Downing St</b>	Certificate of Occupancy Issued
MyCHN, Community Health Network - <b>Daisy 303 E Locust</b>	Certificate of Occupancy Issued
Paradise Shack (Snow Cone Stand) - <b>Martha Aguila_203 TJ Wright St</b>	Certificate of Occupancy Issued
Planet Fitness <b>1201 N. Velasco</b>	Permit Issued. Coming Soon
PURPLE PENCIL - (Teacher Supplies) <b>ASHLEY KHOURY 213 N Velasco</b>	Certificate of Occupancy Issued
Sita Enterprise LLC- <b>GAS Station - 1235 E Mulberry St Hwy 35</b>	Certificate of Occupancy Issued
Stairway To Recovery - <b>1100 E Mulberry STE A - CO</b>	Certificate of Occupancy Issued
The Barn - <b>107 E Murray St - CO</b>	Certificate of Occupancy Issued
Underground Collectables and Comics - <b>1022-1024 N Velasco</b>	Certificate of Occupancy Issued
Wakey Wakey's - (Coffee Shop) <b>217 Sebesta Rd</b>	Certificate of Occupancy Issued
Yaklin Auto Group, <b>40089 State Hwy 288</b>	Permit Issued. Coming soon.

Summary Notes

Building permits are down from 286 in September 2025 to 227 in October 2025.

YTD Residential Fees Collected \$52,985.02

YTD Commercial Fees Collected \$33,873.75

The largest commercial project for the month:

Permit #: 2025-2451  
Street: 620 W Mulberry  
Value: \$86,000.00

Inspections made year to date are as follows:

Electrical Inspections	476
Flat Work Inspections	102
Food Inspections	104
Gas Inspections	198
Mechanical Inspections	349
Miscellaneous Inspections	1253
Plumbing Inspections	1144
<b>Total # of Inspections</b>	<b>3626</b>

Major categories of permits issued y.t.d. as follows:

Not Set	4
Commercial	353
Residential	1920
<b>Total # of Permits</b>	<b>2277</b>



121 S. Velasco Street  
Angleton, TX 77515

October, 2025

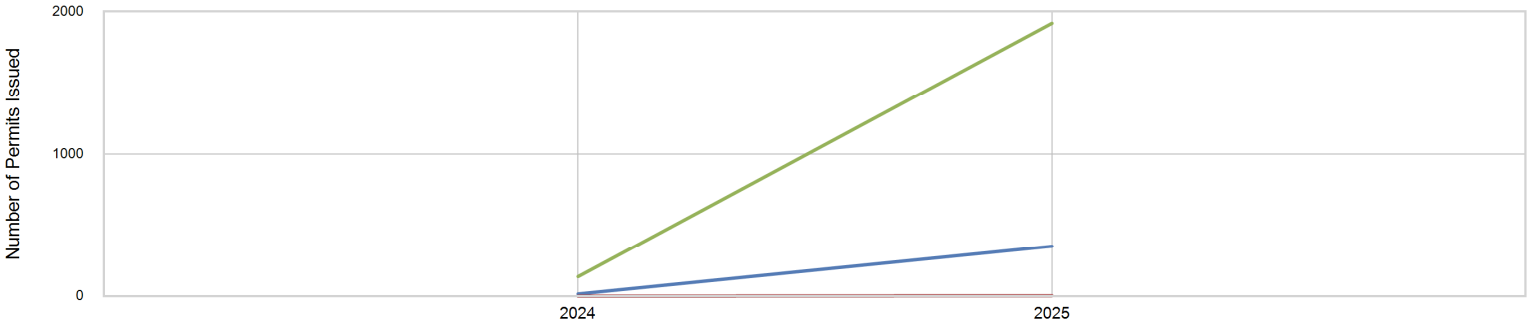
This month's report concerning the activities of the Inspection Division is respectfully submitted.  
The summary is as follows:

Last Year - This Year	October, 2024	October, 2025	% Change
Number of Permits	1	227	22,600.00%
Total Fees		\$86,858.77	0.00%

	January, 2024	January, 2025	
Year to Date	October, 2024	October, 2025	% Change
Number of Permits	1	2277	227,600.00%
Total Fees	\$0.00	\$676,843.09	0.00%

	November, 2023	November, 2024	
12 Months Previous Year	October, 2024	October, 2025	% Change
Number of Permits	1	2433	243,200.00%
Total Fees		\$743,552.61	0.00%

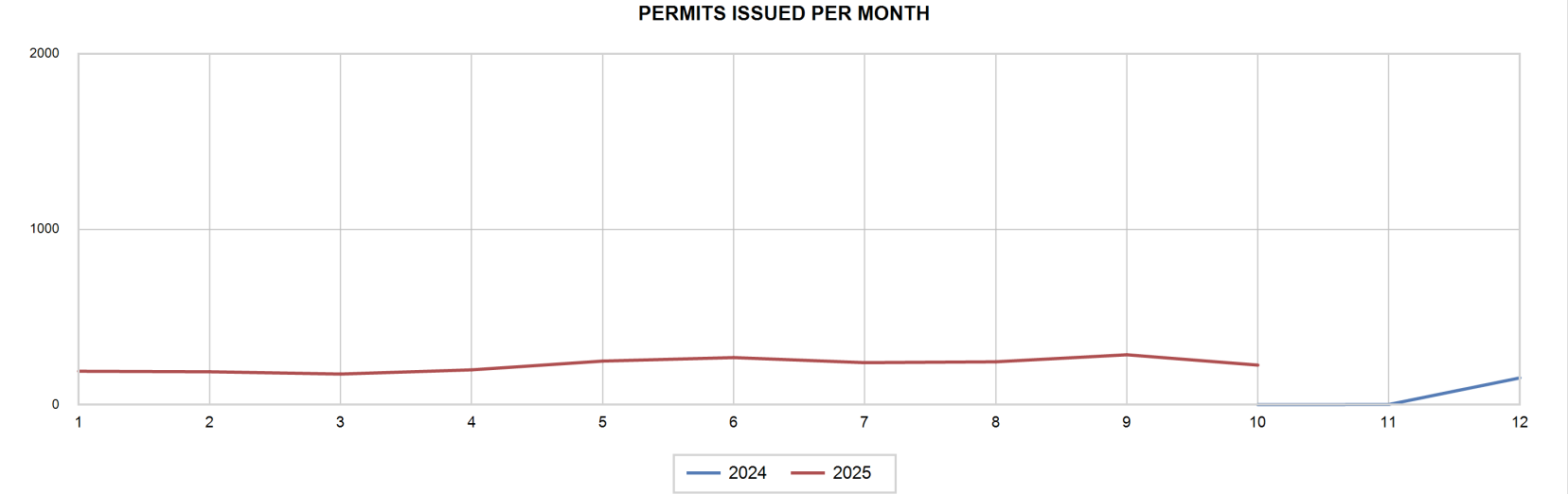
HISTORICAL TREND OF PERMITS ISSUED



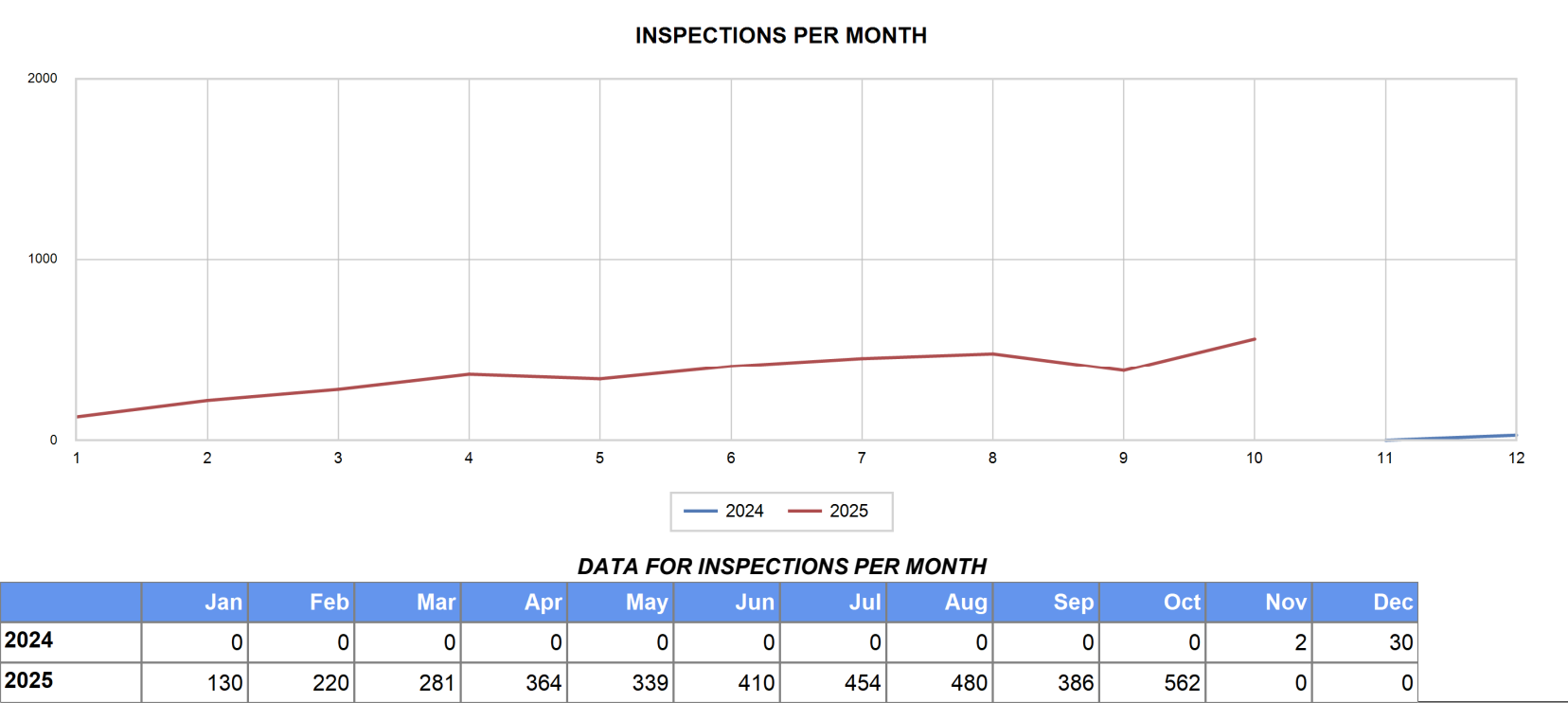
		Permits YoY	
Permit Type	Sub Category	2024	2025
Commercial	Addition (C)		1
	Addition/Remodel (C)		4
	Alcohol (C)		11
	Certificate of Occupancy (C)		15
	Commercial New	1	33
	Credit Business (Pay Day Loan) (C)	1	2
	Demolition (C)		4
	Driveway Culvert Pipe Permit (C)		1
	Driveway Flatwork Permit (C)		6
	Electrical (C)	1	10
	Fence (C)		2
	Fire Prevention (C)		15
	Game Room Permit (C)		2
	Garage Sale (C)		1
	Irrigation (C)	1	
	Mechanical (C)	1	11
	Mobile Home Registration (C)		2
	Mobile Vending Unit (C)		4
	Not Set		3
	Plumbing (C)	2	31

		Permits YoY	
Permit Type	Sub Category	2024	2025
Commercial	Remodel (C)		4
	Retail Food (C)	8	101
	Sign (C)		17
	Special Event Permit (C)		1
	Temporary Food Service (C)	2	40
	Utility Right of Way (C)		32
<b>Total Commercial</b>		<b>17</b>	<b>353</b>
Not Set	Not Set	1	4
<b>Total Not Set</b>		<b>1</b>	<b>4</b>
Residential	1 and 2 Family Residential (R)	24	200
	Addition/Remodel(R)		2
	Animal (R)		3
	Certificate of Occupancy (R)		51
	Demolition (R)	1	1
	Driveway Culvert Pipe Permit (R)		8
	Driveway Flatwork Permit (R)	3	45
	Electrical (C)		1
	Electrical (R)	26	453
	Fence (R)	6	49
	Fire Prevention (R)		1
	Garage Sale (C)		2
	Garage Sale (R)	5	213
	Irrigation (R)		14
	Mechanical (R)	28	278
	Mobile Home Registration (R)		4
	Not Set	1	4
	Plumbing (C)		1
	Plumbing (R)	44	397
	Remodel (R)		4
	Residential New (R)		174
	Swimming Pool/Hot Tub (R)		10
	Utility Right of Way (R)	1	5

		Permits YoY	
Permit Type	Sub Category	2024	2025
Total Residential		139	1,920
Total		157	2,277



	Jan	Feb	Mar	Apr	May	Jun	Jul	Aug	Sep	Oct	Nov	Dec
2024	0	0	0	0	0	0	0	0	0	1	2	154
2025	192	189	176	200	250	270	241	246	286	227	0	0



BUILDING OFFICIAL'S MONTHLY REPORT						October, 2025					PERMITS ISSUED			
	Jan	Feb	Mar	Apr	May	Jun	Jul	Aug	Sep	Oct	Nov	Dec	Totals	
COMMERCIAL														
Addition (C)	0	0	0	1	0	0	0	0	0	0	0	0	1	
Addition/Remodel (C)	0	2	0	1	0	0	1	0	0	0	0	0	4	
Alcohol (C)	1	2	4	2	0	0	0	0	1	1	0	0	11	
Certificate of Occupancy (C)	3	1	0	2	0	2	1	4	1	1	0	0	15	
Commercial New	4	2	1	0	2	3	3	4	5	9	0	0	33	
Credit Business (Pay Day Loan) (C)	0	0	0	1	0	0	0	0	0	1	0	0	2	

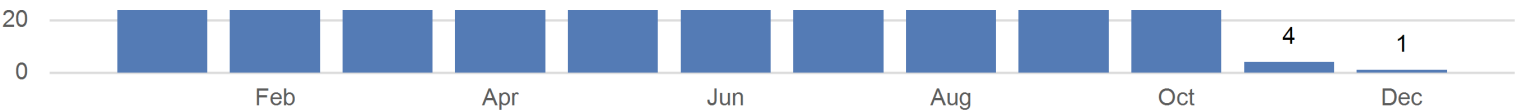


BUILDING OFFICIAL'S MONTHLY REPORT										October, 2025				PERMITS ISSUED	
	Jan	Feb	Mar	Apr	May	Jun	Jul	Aug	Sep	Oct	Nov	Dec	Totals		
Demolition (C)	0	0	0	0	1	2	0	0	1	0	0	0	4		
Driveway Culvert Pipe Permit (C)	0	0	0	0	0	0	0	0	0	1	0	0	1		
Driveway Flatwork Permit (C)	0	2	0	1	0	1	0	1	0	1	0	0	6		
Electrical (C)	3	0	3	1	0	2	1	0	0	0	1	0	11		
Fence (C)	0	0	0	1	0	0	0	0	0	1	0	0	2		
Fire Prevention (C)	2	3	1	2	0	1	1	0	4	1	0	0	15		
Game Room Permit (C)	0	0	0	0	0	0	0	1	1	0	0	0	2		
Garage Sale (C)	0	0	0	0	0	0	0	0	0	1	0	0	1		
Mechanical (C)	0	2	1	1	3	0	2	1	1	0	1	0	12		
Mobile Home Registration (C)	2	0	0	0	0	0	0	0	0	0	0	0	2		
Mobile Vending Unit (C)	0	0	0	1	0	0	1	0	0	2	0	0	4		
Plumbing (C)	1	2	0	1	4	19	0	1	2	1	0	0	31		
Remodel (C)	0	2	0	0	0	0	2	0	0	0	0	0	4		
Retail Food (C)	15	10	8	14	16	8	8	4	12	6	2	1	104		
Sign (C)	2	4	4	2	0	2	1	2	0	0	0	0	17		
Special Event Permit (C)	0	0	0	0	0	0	0	0	0	1	0	0	1		
Temporary Food Service (C)	0	3	1	1	1	6	5	4	13	6	0	0	40		
Utility Right of Way (C)	0	2	3	0	1	6	3	9	4	4	0	0	32		
Not Set	0	0	1	0	0	0	0	1	0	1	0	0	3		
<b>Total Commercial</b>	<b>33</b>	<b>37</b>	<b>27</b>	<b>32</b>	<b>28</b>	<b>52</b>	<b>29</b>	<b>32</b>	<b>45</b>	<b>38</b>	<b>4</b>	<b>1</b>	<b>358</b>		
<b>RESIDENTIAL</b>															
1 and 2 Family Residential (R)	44	17	20	17	19	10	16	21	16	20	4	0	204		
Addition/Remodel(R)	0	1	0	0	0	0	1	0	0	0	0	0	2		
Animal (R)	1	1	0	0	0	0	0	0	1	0	0	0	3		
Certificate of Occupancy (R)	1	0	0	0	0	0	2	12	33	3	0	0	51		
Demolition (R)	0	0	0	0	0	0	0	0	0	1	0	0	1		
Driveway Culvert Pipe Permit (R)	0	0	0	0	1	1	2	1	1	2	0	0	8		
Driveway Flatwork Permit (R)	3	5	5	7	7	3	7	1	3	4	0	0	45		
Electrical (C)	0	0	0	0	0	0	0	0	1	0	0	0	1		

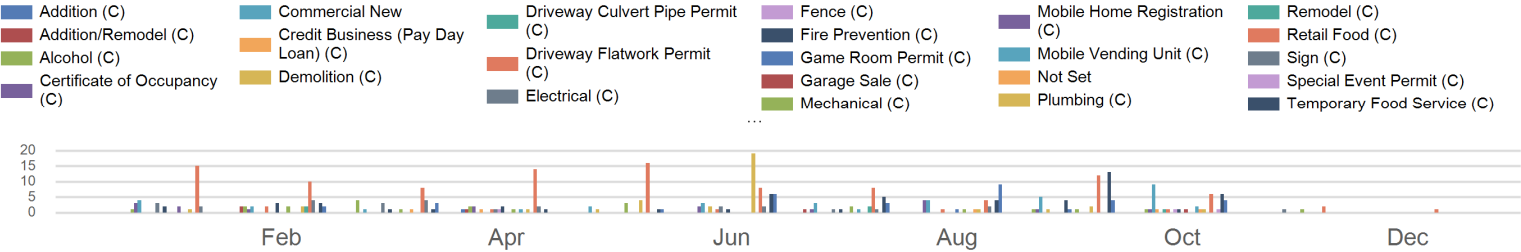
BUILDING OFFICIAL'S MONTHLY REPORT						October, 2025					PERMITS ISSUED		
	Jan	Feb	Mar	Apr	May	Jun	Jul	Aug	Sep	Oct	Nov	Dec	Totals
Electrical (R)	45	42	29	41	69	58	41	60	42	26	2	0	455
Fence (R)	8	7	6	9	3	6	6	1	1	2	0	0	49
Fire Prevention (R)	0	0	0	0	0	0	0	1	0	0	0	0	1
Garage Sale (C)	0	0	0	0	0	0	0	2	0	0	0	0	2
Garage Sale (R)	6	4	18	20	32	27	20	24	26	36	9	0	222
Irrigation (R)	0	1	0	0	0	1	0	1	5	6	0	0	14
Mechanical (R)	24	26	23	25	21	23	37	19	52	28	0	0	278
Mobile Home Registration (R)	0	0	3	0	0	0	0	0	0	1	0	0	4
Plumbing (C)	0	0	0	0	1	0	0	0	0	0	0	0	1
Plumbing (R)	21	41	31	38	54	67	37	45	38	25	3	0	400
Remodel (R)	0	0	0	0	1	1	1	0	0	1	0	0	4
Residential New (R)	3	5	8	11	11	19	40	24	20	33	4	0	178
Swimming Pool/Hot Tub (R)	1	1	0	0	2	1	1	1	2	1	0	0	10
Utility Right of Way (R)	0	1	2	0	0	0	1	1	0	0	0	0	5
Not Set	0	0	2	0	1	1	0	0	0	0	0	0	4
<b>Total Residential</b>	<b>157</b>	<b>152</b>	<b>147</b>	<b>168</b>	<b>222</b>	<b>218</b>	<b>212</b>	<b>214</b>	<b>241</b>	<b>189</b>	<b>22</b>	<b>0</b>	<b>1,942</b>
<b>NOT SET</b>													
Not Set	2	0	2	0	0	0	0	0	0	0	0	0	4
<b>Total Not Set</b>	<b>2</b>	<b>0</b>	<b>2</b>	<b>0</b>	<b>0</b>	<b>0</b>	<b>0</b>	<b>0</b>	<b>0</b>	<b>0</b>	<b>0</b>	<b>0</b>	<b>4</b>
<b>GRAND TOTALS</b>	<b>192</b>	<b>189</b>	<b>176</b>	<b>200</b>	<b>250</b>	<b>270</b>	<b>241</b>	<b>246</b>	<b>286</b>	<b>227</b>	<b>26</b>	<b>1</b>	<b>2,304</b>

Total Code Compliance Per Sub Category By Month

No Data Available



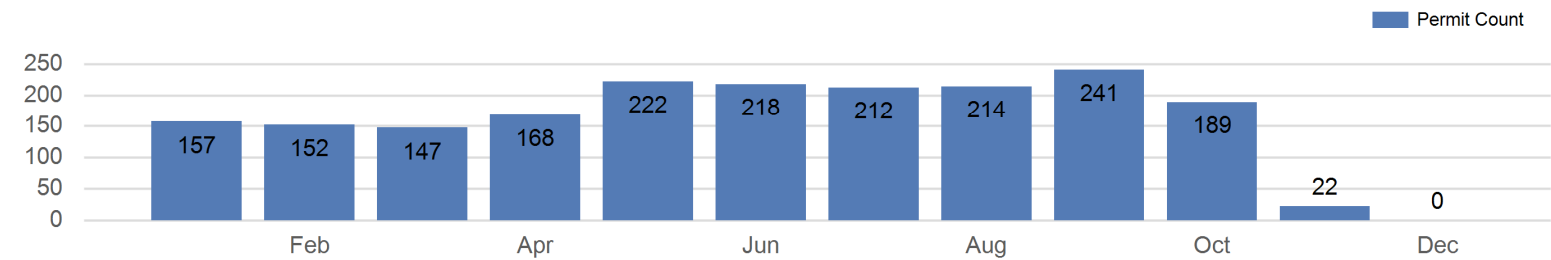
Total Commercial Per Sub Category By Month



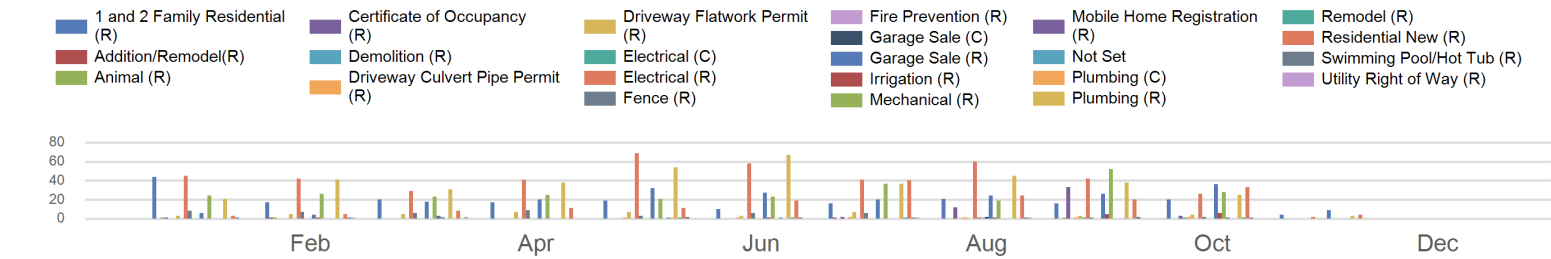
Total Engineering By Month

No Data Available

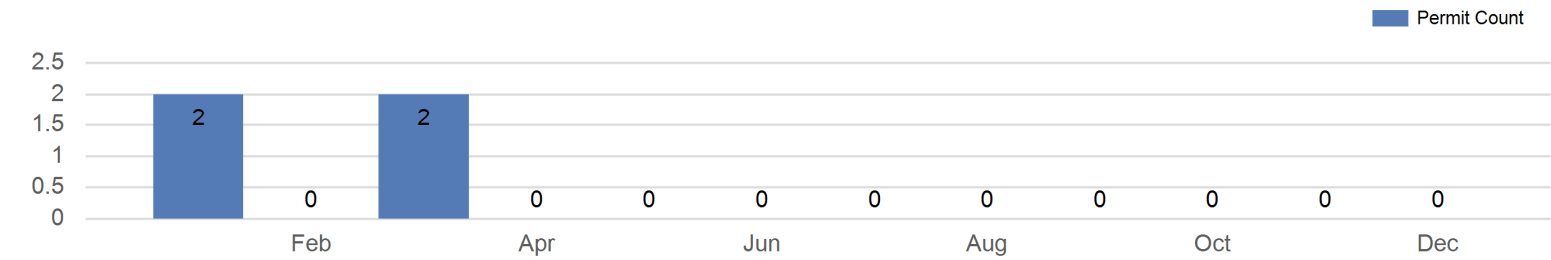
Total Residential By Month



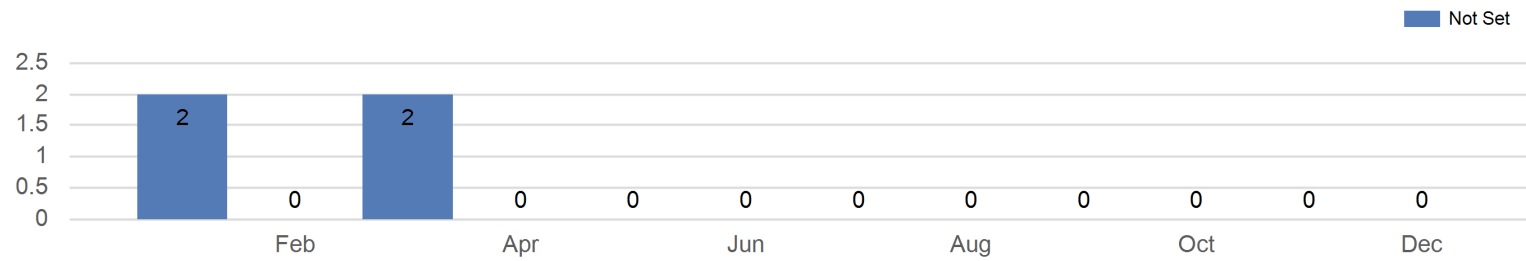
Total Residential Per Sub Category By Month



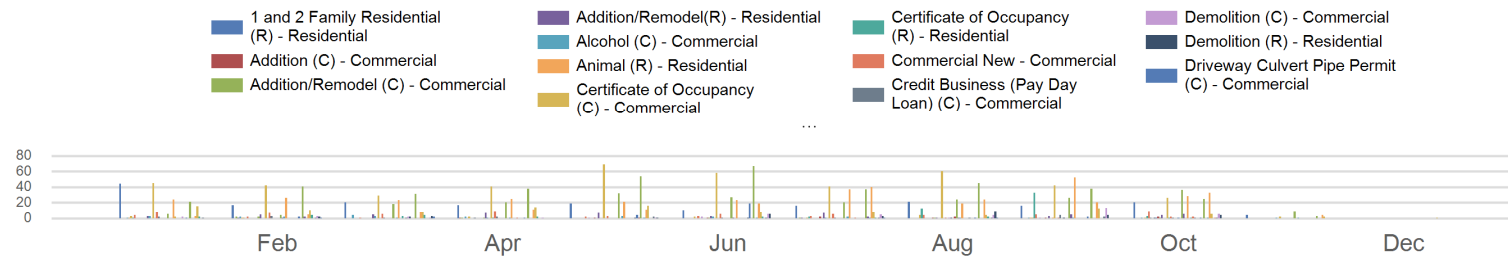
Total Not Set By Month



### Total Not Set Per Sub Category By Month



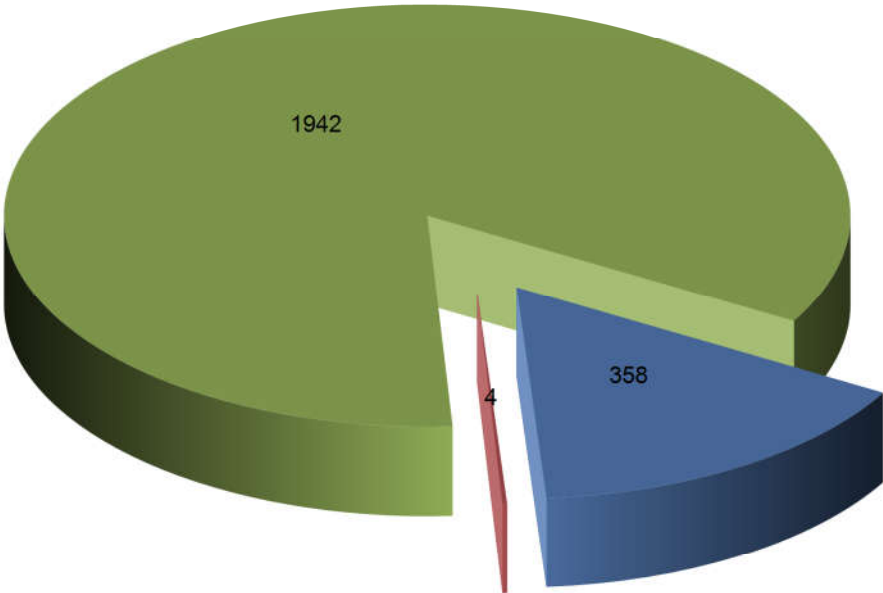
### Total Category and Sub category By Month



PERMITS ISSUED

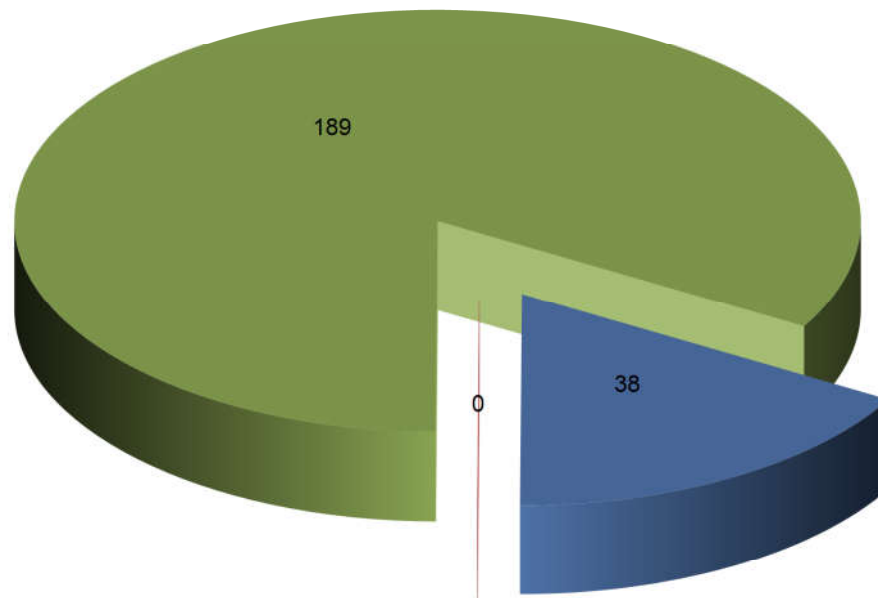
GRAPH DATA

Total Commercial	358
Total Not Set	4
Total Residential	1,942
<b>TOTAL</b>	<b>2,304</b>



Total Commercial Total Not Set Total Residential

PERMITS ISSUED For Month



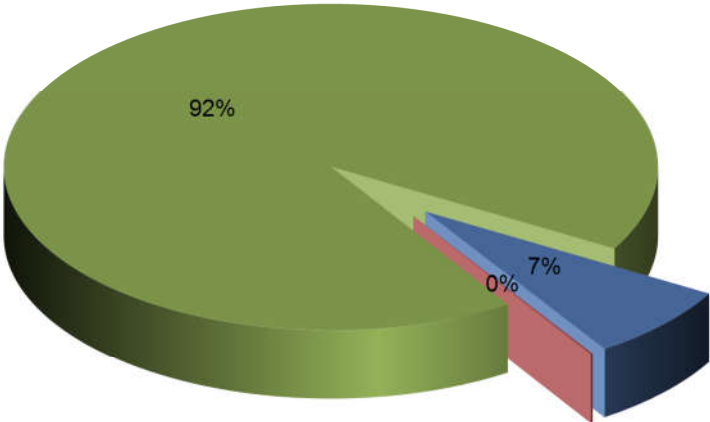
Commercial Not Set Residential

GRAPH DATA

Total Commercial	38
Total Not Set	0
Total Residential	189
<b>TOTAL</b>	<b>227</b>



% PERMITS ISSUED (YTD)

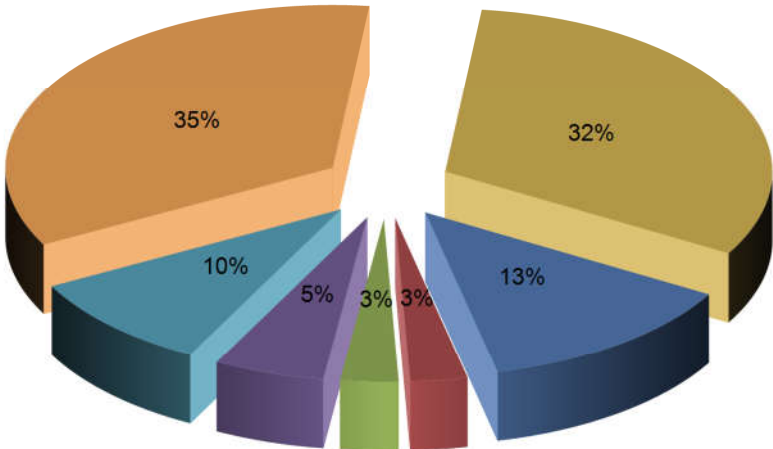


Commercial   Not Set   Residential

PERMITS ISSUED GRAPH

Not Set	7	0%
Commercial	480	7%
Residential	5946	92%
Total # of Permits Issued		6433

% INSPECTIONS MADE (YTD)



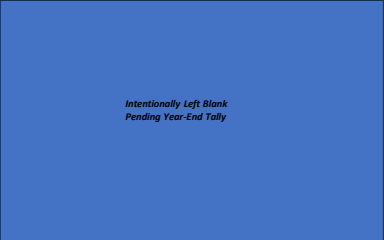
Electrical Inspections   Gas Inspections   Miscellaneous Inspections  
Flat Work Inspections   Mechanical Inspections   Plumbing Inspections  
Food Inspections

INSPECTIONS MADE GRAPH

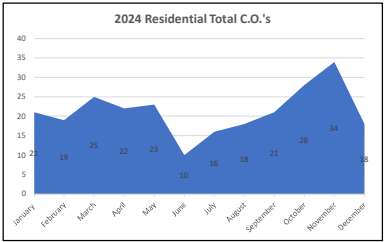
Electrical Inspections	476	13%
Flat Work Inspections	102	3%
Food Inspections	104	3%
Gas Inspections	198	5%
Mechanical Inspections	349	10%
Miscellaneous Inspections	1253	35%
Plumbing Inspections	1144	32%
Total # of Inspections		3626

City of Angleton  
Single Family Homes Completion Totals  
Reported as of 11/01/2025

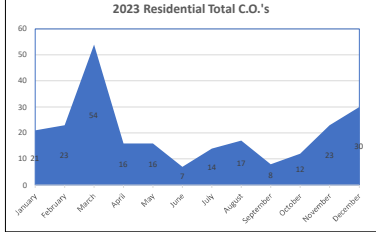
Month	2025 Residential Total C.O.'s
January	24
February	36
March	45
April	36
May	26
June	17
July	18
August	5
September	32
October	29
November	
December	
Yearly Total	268



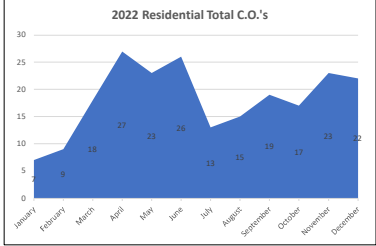
Month	2024 Residential Total C.O.'s
January	21
February	19
March	25
April	22
May	23
June	10
July	16
August	18
September	21
October	28
November	34
December	18
Yearly Total	255



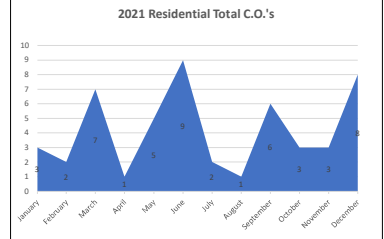
Month	2023 Residential Total C.O.'s
January	21
February	23
March	54
April	16
May	16
June	7
July	14
August	17
September	8
October	12
November	23
December	30
Yearly Total	241



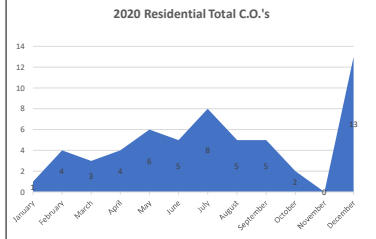
Month	2022 Residential Total C.O.'s
January	7
February	9
March	18
April	27
May	23
June	26
July	13
August	15
September	19
October	17
November	23
December	22
Yearly Total	219



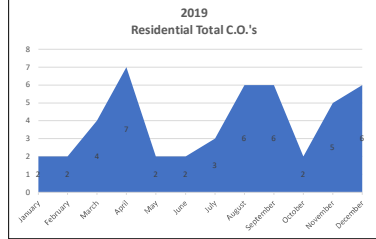
Month	2021 Residential Total C.O.'s
January	3
February	2
March	7
April	1
May	5
June	9
July	2
August	1
September	6
October	3
November	3
December	8
Yearly Total	50



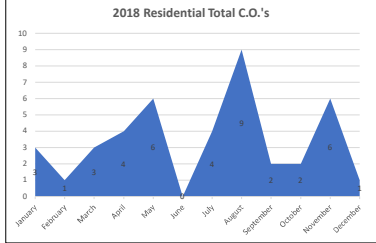
Month	2020 Residential Total C.O.'s
January	1
February	4
March	3
April	4
May	6
June	5
July	8
August	5
September	5
October	2
November	0
December	13
Yearly Total	56



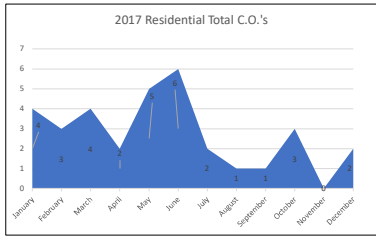
Month	2019 Residential Total C.O.'s
January	2
February	2
March	4
April	7
May	2
June	2
July	3
August	6
September	6
October	2
November	5
December	6
Yearly Total	47



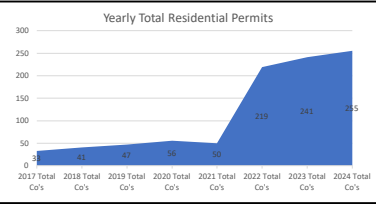
Month	2018 Residential Total C.O.'s
January	3
February	1
March	3
April	4
May	6
June	0
July	4
August	9
September	2
October	2
November	6
December	1
Yearly Total	41



Month	2017 Residential Total C.O.'s
January	4
February	3
March	4
April	2
May	5
June	6
July	2
August	1
September	1
October	3
November	0
December	2
Yearly Total	33



Year	Yearly Total Residential Permits
2017 Total Co's	33
2018 Total Co's	41
2019 Total Co's	47
2020 Total Co's	56
2021 Total Co's	50
2022 Total Co's	219
2023 Total Co's	241
2024 Total Co's	255
8-Year Total Co's	942



CITY OF ANGLETON CODE ENFORCEMENT REPORT - OCTOBER 2025

Location	Certified Notice Sent	Issue Type	Municipal Court Update	Abated and Lien Issued or Released?	Staff	Notes/Description	Status
1036 Anderson	1/30/2025	Prop. Maintenance/Pending Demo			Paul McKeever		Open/processing
721 W. Mulberry St.	Demo 7/2025			Closed	Paul McKeever		Completed
320 W. Peach	Yes; since 2022	Prop Maintenance Pending Demo			Paul McKeever		Open/processing
N. Rock Island Apartments	Yes	Prop Maintenance Pending Demo			Billy Gipson		Sold; pending permit
132 E. Peach	Yes	Prop Maintenance Pending Demo			Billy Gipson		Open/processing
710 W. Mulberry	Yes	Prop Maintenance Pending Demo			Paul McKeever		Completed
811 W. Miller	Yes	Prop Maintenance Pending Demo			Billy Gipson		Open/processing
Velasco Square Apts.	Yes	Prop Maintenance Pending Demo			Paul McKeever		Open/processing
840 E. Mulberry	Yes	Prop Maintenance Pending Demo	Pending Legal/Council Action		Paul McKeever		Open/processing
2001 S. Velasco	Yes May 19, 2025		Pending Court Case		Paul McKeever		Open/processing
940 Buchta Rd.	Yes; warning letter 5/29/2024	High Grass		Yes 4 Liens/ 8/29/2024; 12/12/2024; 2/13/2025; 4/11/2025 (Pending \$2,743.65 payoff)	Paul McKeever		Force Mowed 2 Times/
1022 N. Chenango		High Grass		Yes/ 2 Liens/ 6/27/202310/08/2025 (\$403.24 pending Payoff)	Paul McKeever		Open/processing
321 Sagebrush	Yes, 9/18/2025	Trash/Debris/Driveway			Billy Gipson		Completed
310 N Rock Island		High Grass					Open/processing
409 N Pecan		High Grass					Open/processing
300 Bryan Way		High Grass					Open/processing
616 E Plum		High Grass					Open/processing
328 N Ranch House		High Grass		Yes/ 2 Liens/ 8/28/2025 & 10/27/2025	Paul McKeever		Open/processing
3301 E Mulberry		High Grass			Paul McKeever		Open/processing
1317 Molina		High Grass		yes/ 10/27/2025	Paul McKeever		Open/processing
5 Piney Way		High Grass			Paul McKeever		Completed
117 Bastrop		Junk Vehicle			Paul McKeever		Open/processing
701 Danbury		Junk Vehicle			Paul McKeever		Closed
1180 Thomas		Junk Vehicle			Paul McKeever		Closed
310 N. Rock Island		High Grass			Paul McKeever		Closed
409 N Pecan		High Grass					Closed
223 S Walker		High Grass					Closed
300 Bryan Way		High Grass					Closed
616 E Plum		High Grass			Paul McKeever		Closed
328 N Ranch House		High Grass			Paul McKeever		Closed
3301 E Mulberry		High Grass			Paul McKeever		Closed
1317 Molina		High Grass			Paul McKeever		Closed
5 Piney Way		High Grass			Paul McKeever		Closed
628 Catalpa		High Grass		Lien	Paul McKeever		Closed
913 N. Velaso		Roof Damage			Billy Gipson		Openm
1119 E. Pecan		Fence Down			Billy Gipson		Open Processing
961 S Walker		High Grass		Lien	Paul McKeever		Closed
Velasco Shell		Health Inspection			Billy Gipson		Completed
Wendy's		Health Inspection			Billy Gipson		Completed
811 S, Miller		Substandard House			Billy Gipson		open
Angleton School Pantry		Health Inspection			Billy Gipson		Completed
420 S. Erskine		Illegal Water and Sewer			Billy Gipson		Open /Processing
Ten Pin Entertainment		Health Inspection			Billy Gipson		Completed
Angleton Seafood		Health Inspection			Billy Gipson		Completed
Buckee's		Health Inspection			Billy Gipson		Completed

CITY OF ANGLETON CODE ENFORCEMENT REPORT - OCTOBER 2025

Location	Certified Notice Sent	Issue Type	Municipal Court Update	Abated and Lien Issued or Released?	Staff	Notes/Description	Status
Angleton Chevron		Health Inspection			Billy Gipson		Completed
Holy Comforter Episcopal		Health Inspection			Billy Gipson		Completed
E Z Gas		Health Inspection			Billy Gipson		Completed
Paradise City		Health Inspection			Billy Gipson		Completed
UTMB Angleton Cafe		Health Inspection			Billy Gipson		Completed
Daily Donuts		Health Inspection			Billy Gipson		Completed
Kenjo's Bar B Q		Health Inspection			Billy Gipson		Completed
Snow Fox Sushi		Health Inspection			Billy Gipson		Completed
Popeyes Chicken		Health Inspection			Billy Gipson		Completed
Buckee's Mulberry		Health Inspection			Billy Gipson		Completed
Wild West Bar B Q		Health Inspection			Billy Gipson		Completed
504 Farrer		High Grass			Paul McKeever		Closed
Western Ave.@SH35/Shady Acres Prop ID 246699		High Grass			Paul McKeever		Closed
1024 Robinhood		High Grass		7 liens	Paul McKeever		Closed
1220 E Mulberry		High Grass		9 liens	Paul McKeever		Closed
817 N Morgan		High Grass			Billy Gipson		Closed
1105 E Miller		High Grass			Billy Gipson		Closed
2825 S. Velasco	N/A	Dumping Heavy Trash	N/A	N/A	Codes	7/7/2025 IQWorks Complaint	Completed
1516 Gifford		Trash in Yard; High Weeds; Pool Fence missing panels; Roosters in City; People living in an accessory building. Potential unsafe structure; Fallen tree on fence.			Paul McKeever	Neighbor Complaint: Source I-Works	Ongoing since 3/11/2024
2610 N. Velasco (RoadHouse)	Yes. Since 2023	Pending Building Code Violations/Lack of Permit	Yes Pending				Open Processing
508 Hurst	Yes	Demo/without permit/left debris in ditch	Yes Pending	Lien paid	Paul McKeever		Closed
612 Cannan	Yes	Water Leak and High Grass			Paul McKeever		Open/Processing
601 Kyle	Yes	Substandard Structure (Garage)			Paul McKeever		Open/Processing
1220 E Mulberry	Yes	Substandard Structure			Paul McKeever		Open/Processing
2024 E Mulberry	Yes	High Grass			Paul McKeever		Open/Processing
1 Dallas Ct No 1	Yes	Junk Vehicle			Paul McKeever		Open/Processing
212 Bastrop	Yes	Junk Vehicle			Paul McKeever		Open /Processing
325 La Jaja	Yes	Outside Storage/High Grass/Exterior Walls			Paul McKeever		Open/Processing
312 Northbrook	Yes	Outside Storage			Paul McKeever		Open/Processing
1224 E Mulberry	Yes	High Grass			Paul McKeever		Open /Processing
1313 Sagebrush	Yes	Junk Vehicle			Paul McKeever		Open /Processing
1328 Sagebrush	Yes	Junk Vehicle			Paul McKeever		Open /Processing
1200 Molina	Yes	Junk Vehicle			Paul McKeever		Open /Processing
1220 Molina	Yes	Junk Vehicle			Paul McKeever		Open /Processing
1309 Northbrook	Yes	Junk Vehicle			Paul McKeever		Open /Processing
216 La Laja	Yes	Junk Vehicle			Paul McKeever		Open /Processing
103 Meadowview	Yes	Junk Vehicle			Paul McKeever		Open /Processing
208 Bastrop	Yes	Junk Vehicle			Paul McKeever		Open /Processing
108 Bastrop	Yes	Junk Vehicle			Paul McKeever		Open /Processing
North Parrish Property ID 182041	Yes	High Grass			Paul McKeever		Closed
312 Swift	Yes	High Grass			Paul McKeever		Open/Processing
501 TJ Wright	Yes	Junk Vehicle			Paul McKeever		Open/Processing
117 TJ Wright	Yes	Outside Storage			Paul McKeever		Open/Processing
3301 E Mulberry	Yes	High Grass			Paul McKeever		Open /Processing
320 N Columbia	Yes	Substandard Structure/High Grass/Junk Vehicle			Paul McKeever		Open /Processing
220 Austin	Yes	Substandard Structure			Paul McKeever		Open /Processing
113 W Myrtle (Brunch to Dough)		Health Inspection			Paul McKeever		Completed

## CITY OF ANGLETON CODE ENFORCEMENT REPORT - OCTOBER 2025

[illegible]

City of Angleton  
Health Food Resturant Scores  
2024-2025

	A	B	C	D
1	Establishment Name	Address	Permit Due	Score
2	Column1	Column2	Column3	Column4
3	Nena's		Pending	94
4	AISD - ACE	300 S Walker St.	4/1/2025	100
5	AISD - Central	429 E. Locust	4/1/2025	100
6	AISD - Frontier Elementary	5200 Airline Rd	4/1/2025	100
7	AISD - High School	1 Campus Dr	Apr-25	100
8	AISD - Junior High	1201 E Henderson Rd	Apr-25	100
9	AISD - Northside Elementary	1000 Ridgecrest	4/1/2025	100
10	AISD - Rancho Isabella	100 Corral Loop	Apr-25	100
11	AISD - Southside	1200 Park Lane	4/1/2025	100
12	AISD - Westside	1001 W. Mulberry St	Apr-25	100
13	AISD - CTE	3 Campus Dr	Apr-25	100
14	American Legion # 241	1021 S. Velasco	Pending	100
15	Angleton Chevron	2100 S. Velasco	1/1/2025	100
16	Angleton Christian School	976 Anchor Rd.	9/1/2025	100
17	Angleton Fire Dept.	221 N. Chenango	N/a	
18	Angleton Express	1000 N. Velasco	10/1/2025	98
19	Angleton Head Start	651 W. Miller St.	10/'2025	100
20	Angleton Junior High Market	1201 Henderson Rd.	10/30/2025	100
21	Angleton Roadhouse	2610 N Velasco	Pending	100
22	Angleton Seafood	201 W. Myrtle	9/1/2025	100
25	Bates Park Concession Stand	700 Bates Park		
26	Best Value Inn	1235 N. Velasco	9/1/2025	100
28	Blue House Coffee On The Go	Mobile		
29	Bucees # 13	229 E. Mulberry	9/1/2025	100
30	Bucees # 21	931 N. Loop 274	10/1/2025	100
31	Bucees # 25	2304 W. Mulberry	3/12/2025	100
32	Burger King	1209 E. Mulberry	1/1/2025	100
34	Champz	Mobile		
35	Chevron Handi Plus # 45	2301 W. Mulberry	Pending	90
36	Chicken Express	96 Cannan	3'/2025	100
37	Chilis Bar & Grill	2517 N. Velasco	3/1/2025	100
38	Chinese Wok	630 N. Velasco	9/1/2025	100
39	Chopstix	1033 N. Velasco	4/1/2025	100
40	Church's Chicken	1341 E. Mulberry	2/23/2023	100
41	Circle A Grocery	1100 Cemetary Rd	2/6/2025	99
42	Country Food Store # 3	2851 N. Downing	Pending	96
43	Country Village Care	721 W. Mulberry St.	9/1/2025	100
44	CVS	601 N. Loop 274	3/10/2025	99
45	Cypress Woods Care Center	135 1/2 E. Hospital Dr.	1/1/2025	100
46	Daily Donuts	213 Henderson Ste #3	3/1/2025	100
47	Dairy Queen	921 Loop 274	Pending	100
48	Damifino	116 E Mulberry St	Pending	100
49	Dee's Best Donuts	1401 E. Mulberry Suite A	9/1/2025	100
50	Dirty South	116 N. Velasco	Pending	96
51	Dollar General #2355	1108 W. Mulberry	1/25/2023	100
52	Dollar General # 16309	1025 S. Velasco	1/1/2025	100
53	Dollar Tree	1801 N. Velasco	3/1/2025	97
54	Domino's Pizza	1242 E. Mulberry	6/1/2025	100
55	Don Jose Mexican Restaurant	1523 E. Mulberry	6/1/2025	100
56	Dot to Dot	501 W. Mulberry	6/1/2025	100
57	Early Bird Taqueria	500 W. Mulberry	9/1/2025	10
58	Ed's Sno Cones	909 N. Velasco	5/2025	100
59	Ed's Sno Cones Truck	Mobile	7/1/2025	100
60	El Patio	100 W. Magnolia St.	10/1/2025	100
61	El Taco Loco #2	2501 S. Velasco	5/1/2025	100
62	Elite Nutrition	136 E. Locust	10/1/2025	100
63	Easy Gas & Food Store	2113 S. Velasco	1/1/2025	100
64	Freedom Park Concession Stand	3105 N. Downing	5/1/2025	100
65	General Teran Meat Market	528 S. Anderson	May-25	100
66	Giovanni's Italian Kitchen	729 E. Mulberry	9/1/2025	100
67	Green House Child Care Center	700 Henderson Rd.	9/1/2025	100
68	Guadalajara Grill	1243 N. Velasco	6/1/2025	100
69	Gulf Coast Grill	3100 N. Hwy. 288	6/1/2025	100
70	Happy Faces Learning Center	2924 N. Valderas	2/1/2025	99
71	HEB Grocery	1239 E. Mulberry	12/1/2025	100
72	Holy Comforter Episcopal School	234 S. Arcola St.	11/1/2025	100
73	Honore's Café	517 N. Downing	9/1/2025	100
74	Imagination Station #2	1107 Anchor Rd	9/1/2025	100
75	Imagination Station	948 Hospital Dr.	10/1/2025	100
76	Jack in the Box	839 E. Mulberry	1/1/2025	100

City of Angleton  
Health Food Resturant Scores  
2024-2025

	A	B	C	D
1	Establishment Name	Address	Permit Due	Score
77	Kenjos	117 W. Myrtle	10/1/2025	100
78	Kingdom Class Academy	938 E. Myrtle	6/1/2025	100
79	Kroger # 256	1804 N. Velasco St.	Dec-25	92
80	Kroger Bakery	1804 N. Velasco St.	12/1/2025	92
81	Kroger Deli	1804 N. Velsco St.	12/1/2025	92
82	Kroger Meat Dept.	1804 N. Velasco St.	12/1/2025	92
83	La Casona	2909 N. Velasco	Pending	100
84	La Quinta Inn	2400 W. Mulberry	Pending	100
86	Los Chilangos	Mobile		
87	Love's Travel Stop # 665	19477 FM 523	10/1/2025	100
88	Luigi's Italian Restaurant	1223 N. Velasco	11/1/2025	100
89	Marco's Pizza	1401 E. Mulberry STE E	4/1/2025	100
90	McDonalds	1716 N. Velasco	4/1/2025	100
91	Meldy Ice Cream & Snack Little Bus	Mobile	3/1/2025	100
92	Nena's	621 W. Mulberry	2/21/2024	94
93	Mi Tierra Tacos Y Pupuseria	1963 E. Mulberry	5/1/2024	100
94	Mulberry Express	1010 E. Mulberry	2/1/2024	100
95	Mulberry Oil, LLC	1235 E. Mulberry	2/1/2025	135
96	Paradise City	1100 S. Velasco	10/1/2025	100
97	Picket Fence Too	1029 N. Velasco	3/1/2025	129
98	Pizza Hut	1203 N. Velasco	5/1/2025	100
99	Po Boy's Seafood	2605 S. Hwy 288 B	6/1/2025	105
100	Popeye's	1801-B N. Velasco	3/1/2025	100
101	Puerto Vallarta	1708 N. Velasco	8/1/2025	100
103	Sharon Kmiec Flowerree	Mobile		
104	ShipleY Donuts	921 N. Velasco	3/1/2025	100
105	Smithharts Grill	2440 N. Velasco		
106	Smith's Grocery	637 W. Mulberry	2/14/2025	100
107	Sno Crush	217 E. Henderson	6/1/2025	100
108	Sno Crush & More	217 E. Henderson	6/1/2025	100
109	Snow Fox Sushi	1804 N. Velasco	4/1/2025	100
110	Sonic Drive Inn	1301 N. Velasco	Pending	99
111	Spec's Liquor # 108	1201 N. Velasco	2/1/2025	100
112	St. Thomas Community Food Pantry	415 S. Erskine	10/1/2025	100
113	Starbucks	1203A N Velasco	3/1/2025	100
114	Subway #5647	1100 E. Mulberry	1/1/2025	100
115	Subway #53549	103 Harvin	6/1/2025	100
116	Taco Bell	2605 N. Velasco	2/1/2025	100
118	Taqueria El Tapatio	Mobile		
119	Ten Pin Entertainment	1040 S. Velasco	5/1/2025	100
120	The Dirty South	116 N. Velasco	Pending	96
121	Tiny Treasures Learning Center	729 W. Mulberry	11/4/2025	96
122	Umi Sushi	1830 N. Velasco	2/13/2023	1300
123	UTMB	132 Hospital Dr.	Sep-25	100
124	Velasco Shell	2901 N. Velasco	2/1/2025	100
125	Wakey Wakey's	604 N. Velasco	4/1/2025	100
126	Walgreens	1001 Loop 274	3/1/2025	100
127	Walmart Store #527	1801 N. Velasco	Dec-25	97
128	Walmart Deli	1801 N. Velasco	12/1/2025	97
129	Walmart Meat Dept.	1801 N. Velasco	Dec-25	97
130	Wendy's	1401 N. Velasco	3/1/2025	100
131	Whataburger #419	1120 N. Velasco	3/1/2025	100
132	White's Cottage	332 Marshall Alley	11/1/2025	100
133	Wildwest BBQ	1205 E. Mulberry	6/1/2025	100
134	Wing Stop	1802 N Velasco Ste C	4/1/2025	100
135	Brunch To Dough	113 W. Myrtle	4/2025	100
136	Dynasty Cusine	500 S Velasco	9/1/2025	100
137	Legend:			
138	92-100	A		
139	84-91	B		
140	83-76	C		
141	Below 75	Number grade		
142	Mobile are Approved (A) or Not Approved (N)			



An abstract graphic featuring thick, flowing purple lines. One line starts from the top left, curves downwards, and then extends diagonally towards the top right. Another line starts from the bottom left and curves upwards towards the bottom right. These lines frame the central text.

# **EMERGENCY MANAGEMENT**



## City of Angleton Office of Emergency Management Report - November 2025

**Exercises/Training:** Intermediate Incident Command, Advanced Incident Command, Public Information Training courses in progress

**Funding:** Last two Beryl projects near completion; Cat A (Debris) project in final stages of review; Held kickoff meeting for HMGP Rec Center Generator Project; Beryl FEMA data below; Coordinating with departments and H-GAC for grant projects;

**Projects:** Continuity Of Operations Kit built; Storage relocation and inventory in progress

TDEM #	FEMA #	CATEGORY	SCOPE	PROCESS STEP	COST ESTIMATE	POSSIBLE SHARE	TASKS
88	754684	A - Debris Removal	Beryl - Debris Removal	FINAL Review Pending Obligation	\$0.00	\$0.00	FEMA created spend plan for override cost of \$2,825,662.75
191	755610	B - Emergency Protective Measures	Force Account Labor	PAID	\$105,281.59	\$78,961.20	PAID
475	758000	E - Buildings and Equipment	Bates Park Roof and Dumpster Enclosure Repairs	Obligated	\$18,712.16	\$14,034.12	NEAR COMPLETION
477	758002	G - Parks and Other	Antique Lights Downtown	Obligated	\$15,113.76	\$11,335.32	AWAITING FUNDING
480	758005	F - Utilities	Lift Station and Water Plant	Obligated	\$98,392.47	\$73,794.36	AWAITING FUNDING
481	758006	G - Parks and Other	Rec Center Freedom Park Fire Station #1 Animal Control	Obligated	\$49,717.10	\$37,287.83	NEAR COMPLETION
1071	764738	E - Buildings and Equipment	Water Treatment Plant and City Hall Repairs	PAID	\$20,396.93	\$15,297.70	PAID
1072	764739	G - Parks and Other	Public Works Building Repairs	PAID	\$9,827.46	\$7,370.60	PAID



# **FIRE DEPARTMENT**

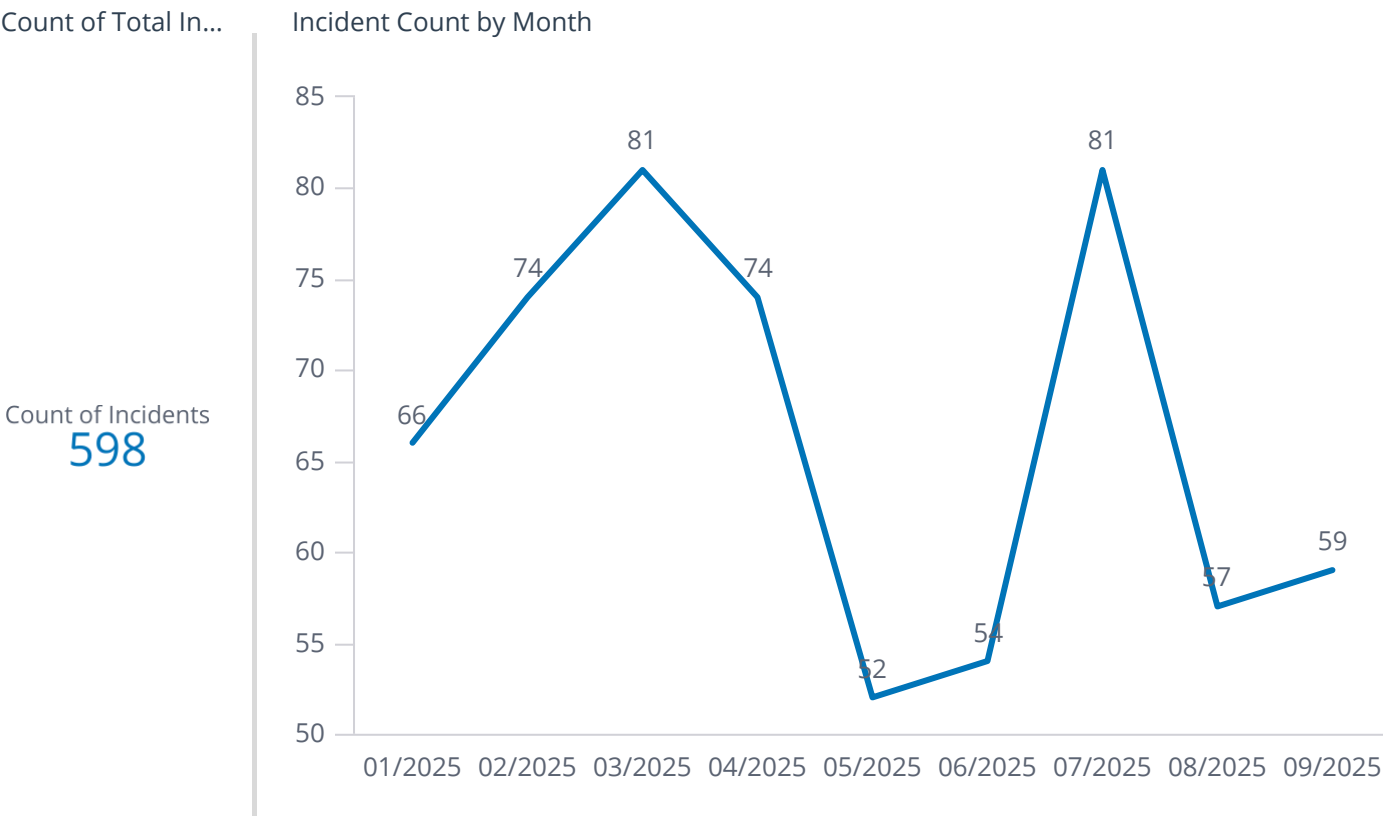


Filter statement

Filters

Alarm Date Range1/1/25 to 10/31/25 | Is Lockedtrue | Is Activetrue

# Fire Incident Count

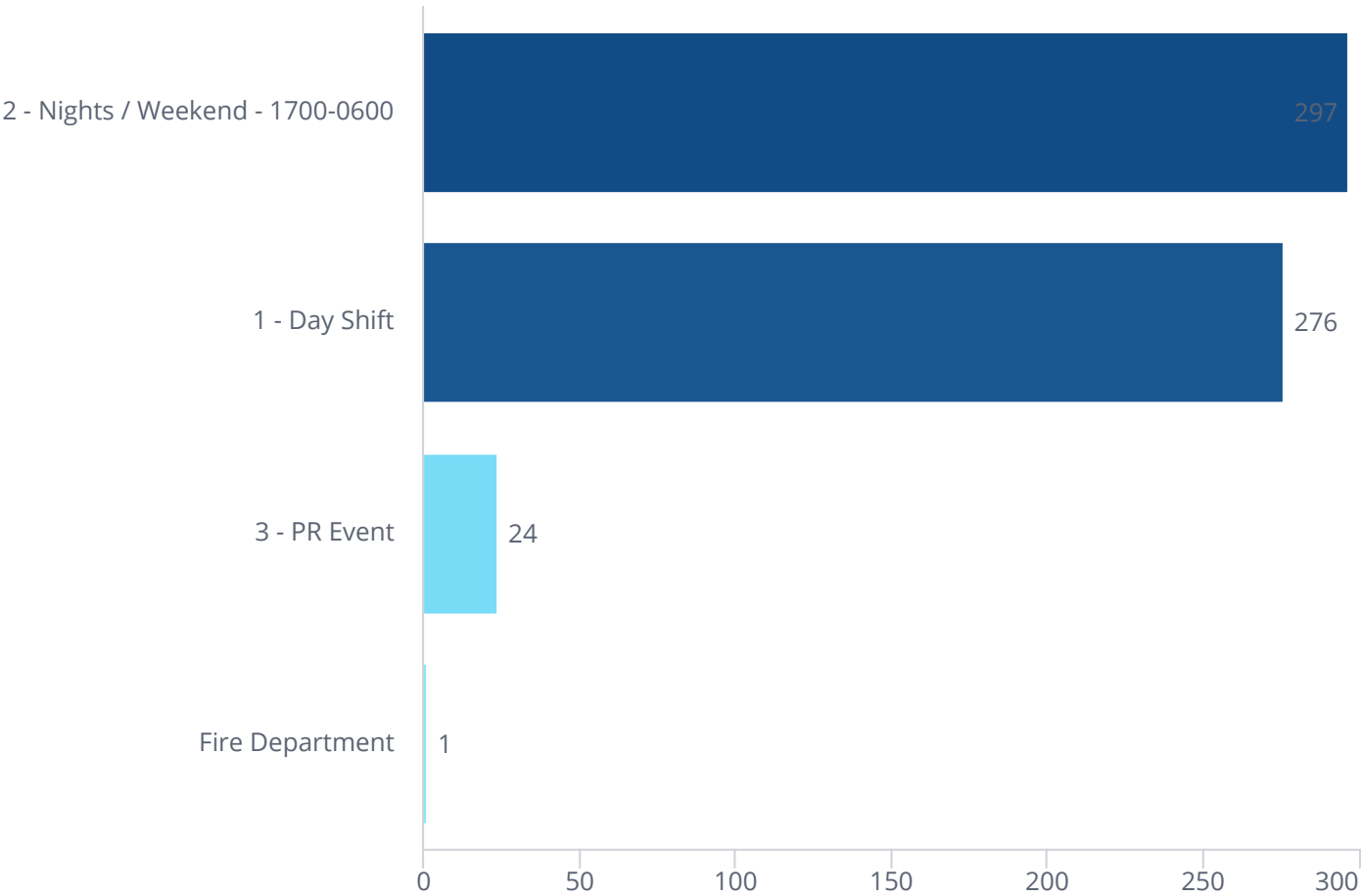


Filter statement

Filters

**Alarm Date Range** 1/1/25 to 10/31/25 | **Is Locked** true | **Is Active** true

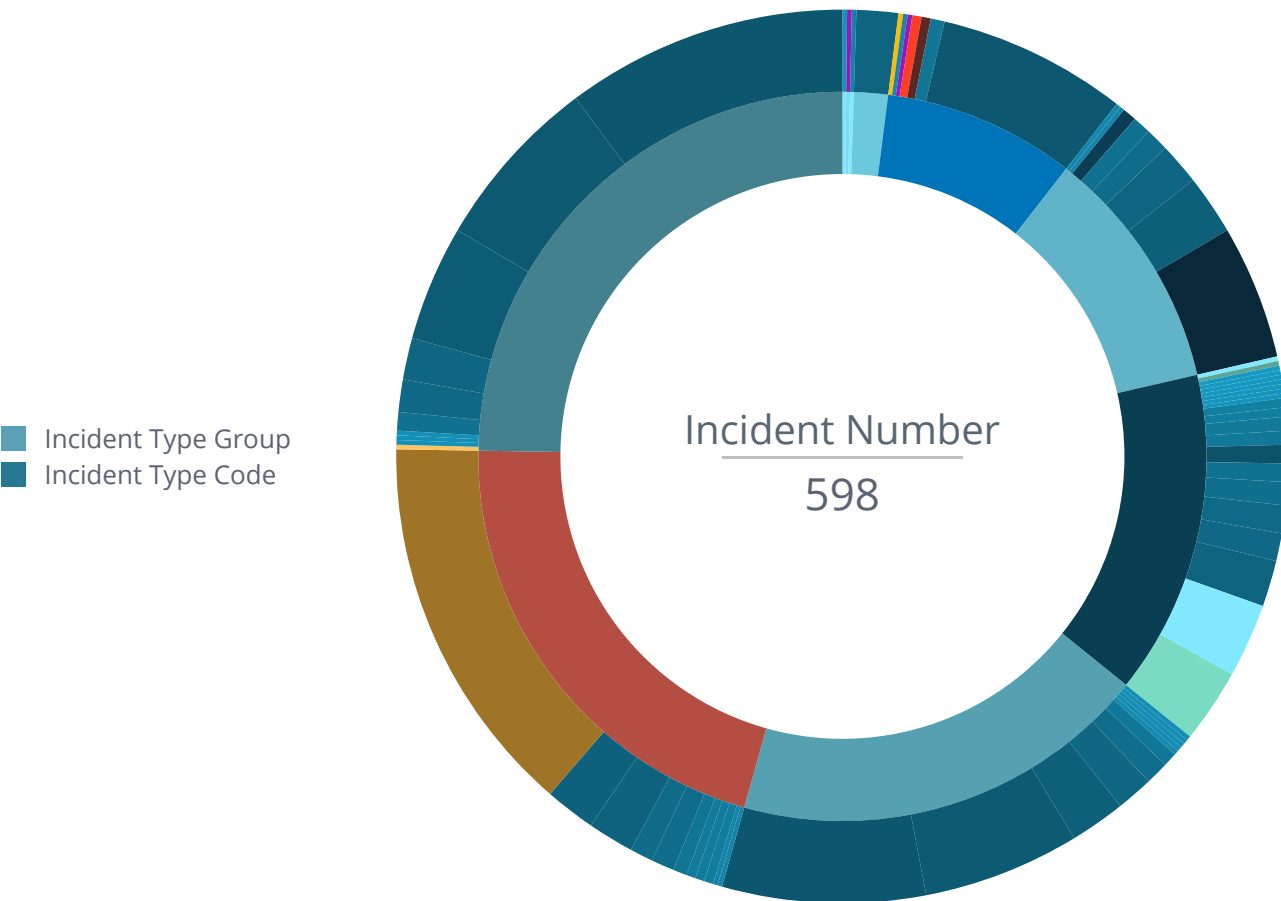
Incident Count by Shift



Filters      **Alarm Date Range** 1/1/25 to 10/31/25   |   **Is Locked** true   |   **Is Active** true

Filters      **Alarm Date Range** 1/1/25 to 10/31/25   |   **Is Locked** true   |   **Is Active** true

### Percent of Incident Responses by Incident Type

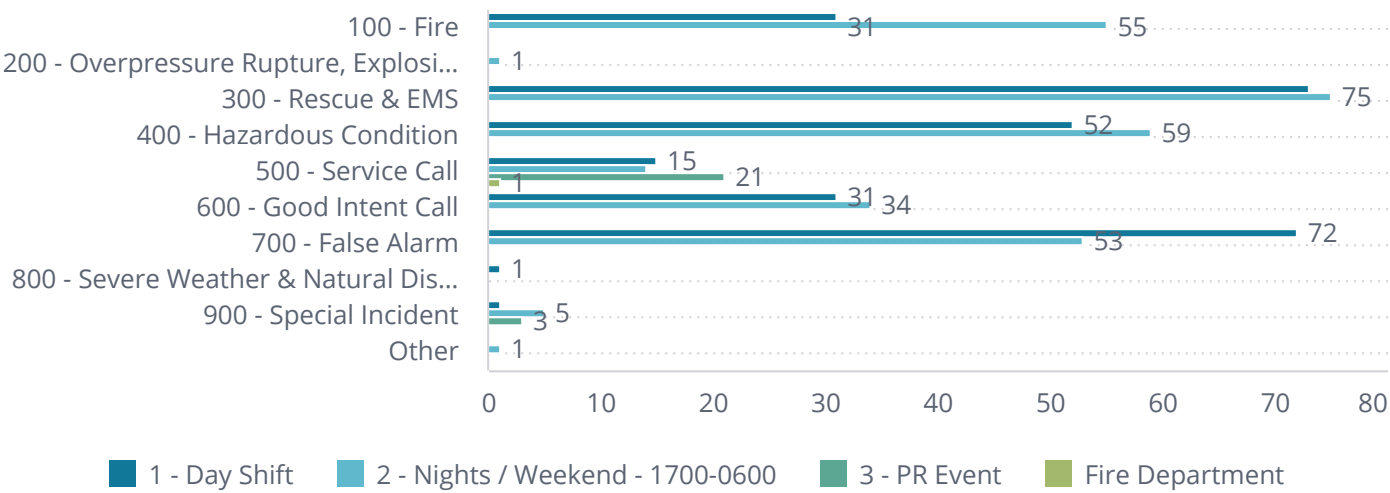


Filter statement

Filters

Alarm Date Range1/1/25 to 10/31/25 | Is Lockedtrue | Is Activetrue

Incident Type



Custom ▾

Jan 1, 2025 - Oct 31, 2025 ▾

02:22

MM:SS  
Average First  
Apparatus Turnout  
Time

05:51

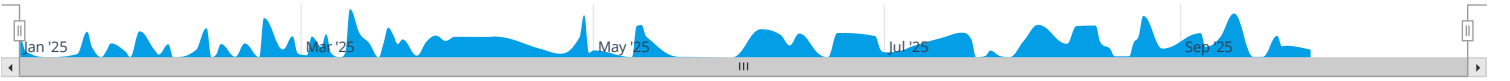
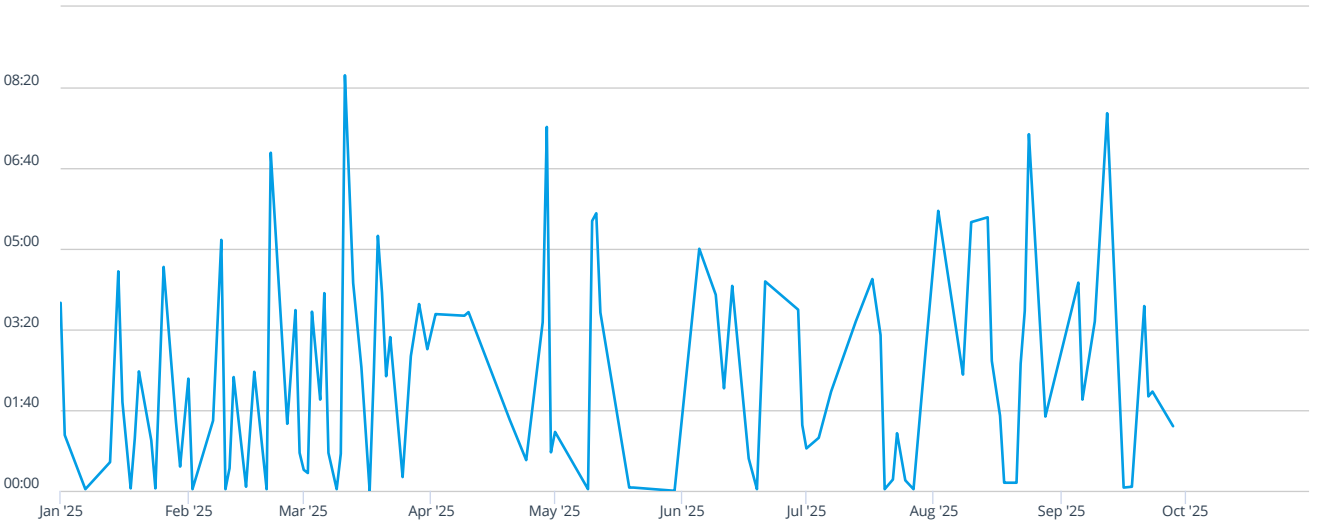
MM:SS  
90th Percentile First  
Apparatus Turnout  
Time

304

DAYS  
In Selected Time Slice

144

INCIDENTS  
In Selected Time Slice



Counts % Rows % Columns % All

	Jan '25	Feb '25	Mar '25	Apr '25	May '25	Jun '25	Jul '25	Aug '25	Sep '25	Oct '25	Nov '25	Dec '25	Jan '26	Total
00:00 - 00:29	7	6	9	2	5	2	8	2	3					44
00:30 - 00:59	1	2	3	1		1	1							9
01:00 - 01:29	4	2	1	2	1	1	1		1					13
01:30 - 01:59	2		2				2	2	2					10
02:00 - 02:59	2	2	5	1		2	4	4	1					21
03:00 - 04:59	1	2	3	3	2	5	4	1	3					24
05:00 - 09:59	2	2	7	2	2	2	1	4	1					23
Total	19	16	30	11	10	13	21	13	11					144
Exceptions														14



The background features abstract purple shapes. In the top left, there is a thick, curved line that sweeps across the upper portion of the page. In the bottom right, there is a large, solid purple area with a wavy, mountain-like top edge.

# **HUMAN RESOURCES**

Colleen Martin 11-12-2025

## Human Resources Department Report-November 2025

- Currently, recruiting for
  - 6 Police Officers
  - Contracted Bus Drivers-PT-Rec-As Needed
  - Lifeguards

Staff Numbers are in the chart below as of 10/31/2025.

### Frozen Vacancies

1 Tourism Asst  
1 Court Clerk  
1 HR Coordinator  
1 PT Dev Services Clerk  
2 Parks Crew  
1 AD Parks and Rec

- October Headcount 175
- Average Turnover for October <1%

### Fiscal Year-End Labor Numbers

- Labor Cost FY25 \$13.2m
- Labor Hours FY25 283.2k
- Overtime Costs \$393.8k
- OT% of Labor Cost 3%
- Overtime hours worked 9.9k

<b><u>FTE Count</u></b>	<b>FY23</b>	<b>FY24</b>	<b>FY25</b>	<b>Notes</b>
<b>City Mgr.</b>	1	1	0	
<b>Animal Control</b>	4	4	4	
<b>City Sec</b>	2	2	2	
<b>Communications</b>	2	2	1	
<b>Courts</b>	4	3	3	
<b>Dev Svcs.</b>	7	8	7	
<b>Emer Mgmt.</b>	2	3	1	
<b>Finance</b>	4	4	4	
<b>Fire</b>	7	6	5	
<b>HR</b>	2	2	1	
<b>IT</b>	3	3	3	
<b>Parks</b>	17	19	17	
<b>Police</b>	30	34	32	
<b>Police Non-Uniformed</b>	14	14	13	
<b>Public Works</b>	32	31	35	
<b>Rec Center</b>	8	8	8	
<b>Utility Collections</b>	6	5	5	
<b>Part-Time Staff</b>	25	25	34	
<b>Total</b>	<b>170</b>	<b>174</b>	<b>175</b>	

**Part-Time Staff**

Lifeguards	22
Desk Clerks	6
Animal Control Tech	1
IT Assistant	1
Rec Facility Assistants	4

An abstract graphic featuring thick, flowing purple lines. One line starts from the top left, curves downwards, and then extends diagonally towards the top right. Another line starts from the bottom right and curves upwards towards the center. These lines frame the central text.

# **MUNICIPAL COURT**

**CITY OF ANGLETON, TEXAS  
MUNICIPAL COURT  
OCTOBER, 2025 REPORT**

ACTIVITY	TOTAL	YTD
Transition to a paperless environment	80%	80%
<b>Number of Citations filed</b>		
Police Department	citations 370- warnings 496 = 866	7,588
Code Enforcement	10	82
Animal Control	4	16
Municipal Court	62	382
School Officer	0	0
<b>Warrants</b>		
Warrants outstanding	951	5,617
Warrants issued	212	1,406
Warrants cleared	129	1,391
<b>Dismissals</b>		
Compliance Dismissals	42	330
Deferred/DSC Dismissals	79	837
<b>Other</b>		
New cases filed	384	2,919
<b>Fees</b>		
Omni Base State Fee	\$ 226.19	\$ 2,996.36
Child Safety Fee	\$ 854.00	\$ 7,524.64
State Criminal Costs and Fees	\$ 25,127.78	\$ 237,106.45
Amount collected by collection agency	\$ 3,144.30	\$ 47,074.41

October 2025

SUNDAY	MONDAY	TUESDAY	WEDNESDAY	THURSDAY	FRIDAY	SATURDAY	WEEK TOTAL		
28	29	30	1	2	3	4	33	WARNINGS	
			7	18	8			53	CITATIONS
5	6	7	8	9	10	11	84	WARNINGS	
	29	12	31	5	7			47	CITATIONS
	16	8	9	2	12				
12	13	14	15	16	17	18	208	WARNINGS	
		104	15	44	45			135	CITATIONS
		80	11	28	16				
19	20	21	22	23	24	25	111	WARNINGS	
	43	26	6	28	8			75	CITATIONS
	15	24	10	15	11				
26	27	28	29	30	31	1	60	WARNINGS	
	32	3	5	16	4			64	CITATIONS
	27	3	1	18	15				
2	3	Notes					MONTH TOTAL		
		WARNINGS						496	WARNINGS
		CITATIONS						374	CITATIONS

An abstract graphic featuring thick, flowing purple lines. One line starts from the top left, curves downwards, and then extends diagonally towards the top right. Another line starts from the bottom right and curves upwards towards the center. These lines create a sense of movement and define the background for the text.

# **PARKS & RECREATION**

## Parks & Recreation Monthly Report

### Priority Projects

#### 1. 2024 ABLC Bond: Funds \$4M

- Abigail Arias Park
  - Current Status:
    - 60% review of Construction Documents have been completed.
    - Staff met with Arias Family to discuss memorial art ideas to honor Abigail at the park and partnership on a sponsor campaign. Initial discussions were very positive and staff are coordinating with a designer to provide mock renderings.
    - Vendor solicitation: Staff are working to solicit proposals and quotes to support project including tree donation, playground, splashpad, dumpster/electrical enclosure, park sign, and sign furnishings (benches, tables, trash receptacles)
  - Next Milestone: 90% Construction Documents due from Burditt by Nov. 11
- BG Peck Soccer Complex Grading:
  - Current Status: HDR has completed design documents. Design and OPC present to ABLC but no funding has been identified to support the project. ABLC requested staff to work with Angleton Soccer Club on completing some work inhouse.
  - Next Milestone: Determine funding to support the project. TDB
- Freedom Park Improvements:
  - Current Status: 90% Construction Documents complete. Staff continue to meet with Burditt to address current funding options. Staff continue to engage in conversations with AISD on potential partnership.
  - Next Milestone: Confirm ASID involvement. Finalize 100% Construction Documents.
- Texian Trail Drainage:
  - Current Status: Public Works continues to work with the contractor on this project. City has navigated several project delays and granted an extension through the end of October. Minor punch list items are being addressed.
  - Next Milestone: Anticipated substantial completion by October 31.
- Angleton Recreation Center:
  - Current projects and Tentative Schedules
    - Natatorium small play feature installation: Dec 2025 - Jan 2026
      - Staff to meet with Vortex to confirm installation will begin the first week of October. Project timeline Dec 1 - Jan 13.
    - Pool plaster/tiles, decking, slide rehab, and facility painting; Dec 2025 - TBD
      - Staff met with Landmark to secure update quotes and timelines. Various items to be completed in conjunction with play feature installation. Project timeline TBD
    - ARC Sign: December 2025



- Multipurpose Room Improvements: Early 2026
- Basketball Gym Improvements (Flooring, ceiling, lighting, window shades): Spring 2026
- Facility flooring, Hot Water Boiler, HVAC BAS System Upgrade, Facility Lighting, Party Pad Shade Cover: 2026
- Exhaust fans and garage door replacement: TBD
- Bathroom & Locker Room Improvements: TBD

## 2. Freedom Park Playground

- Current Status:
  - ABLC approved funding for playground replacement at the October 20th meeting. Staff received a proposal from Government Capital on a five-year financing plan.
- Next Milestone: Approval from City Council to proceed with GameTime c/o Cunningham Recreation proposal and execute financing contract with Government Capital.

## 3. Bates Park Field #6

- Staff met onsite with Paragon Sports to continue finalizing the design plan. City is waiting on plan specs to solicit quotes from fencing contractors. Staff have received quotes from concrete vendors.
- Next Milestone: Present update to ABLC in November to discuss funding.

## Parks - Fund 01-550

1. **Roof Repairs (FEMA):** Freedom roof repair completed. Bates Park roof repair has been awarded to Brazos Roofing. They have ordered material.
2. **ARC Repairs:** Maintenance completed in office suite, new paint and tile floors address water/mold damage. Finalizing carpet and painting in front offices. Staff have moved back into offices.
3. **BG Peck Soccer netting:** Installed pole for netting. When the soccer club has nets we will install.
4. **BG Peck Frontage Fence:** New project to replace the rusted fence on the south side of BG Peck Soccer Complex. Plan to complete by the end of Dec. Wire has been ordered.
5. **Holiday Banners, Lighting and Decoration Installation:** Installation on holiday banners on antique street lights, string lights and garland, and holiday decoration.
6. **Winter Projects:** Staff are starting to identify various winter projects to address as the mowing season slows down. Potential projects include pressure washing at city facilities, tree trimming and stump grinding at several parks, clean-up and demo of old structures at Abigail Arias Park, addressing lighting maintenance at various parks.
7. **Park Assessment:** Staff are working on a new park assessment tool to assess current park amenities and provide overall park grades to aid in CIP planning.

## Angleton Recreation Center - Fund 60

1. **Staffing:** 3 new lifeguards were hired at the end of October and have completed training.
  - a. With upcoming closure, staff are working to identify additional projects to allow lifeguards to continue working during pool closure.

2. **HVAC Repairs:** RTU-1 repairs were scheduled to be completed this week. Currently waiting on parts of RTU-2 and 1 repairs. The wrong and used parts were sent to the vendor, delaying the repair completion
3. **FEMA window repairs:** The repair is scheduled to be completed on 11/4. The vendor is waiting on a scaffold to complete the basketball gym windows.
4. **Programs and Promotions:**
  - a. Cookie Jamboree- December 16th
  - b. ARC Family and Friends Day- December 19th
  - c. \$5 Thursdays - ongoing

## Recreation - Fund 50

### 1. Marketing and Communication

- The digital playbook is available online. ([Playbook Link](#)) for Fall & Winter Parks & Recreation Programs and Events
- Staff are working on the Winter & Spring Playbook offerings while also planning to open summer youth program registrations around March 2026.

### 2. Camps and Rec Programs

- Adaptive Basketball took place on October 21 with no participants.
- Little Chefs of Angleton program began on Oct. 8 - Nov. 2 with 9 participants.
- Mini Athletes: Little Kickers program began on September 24 and ended Oct. 29
- The Women's 4v4 Volleyball League was canceled due to low participation. The next offering of it will be in the Spring of 2026.
- Registration is ongoing for the Winter TAAF Youth Volleyball League.

### 3. Senior Programs

- Galveston Railroad Museum - October 8
  - i. **Bus 1:** 24 participants | **Waitlist:** 6
- 33 attended Senior Day at the Fair with the Silver Hearts
- Breakfast Bunch
  - i. Oct. 17 | Kelley's Country Cookin | **Bus 1:** 17 participants
- October Lunch & Learn on Medicare | 23 participants
- Silver Hearts Monthly Drop in Program Totals:
  - i. Bingo 99 participants | Bean Bag Baseball 27 participants | Chair Volleyball 42 participants | Monthly Potluck had 19 participants
- Gulf Coast Ford staff came out to play games with the seniors. 29 were in attendance.
- Staff are preparing for holiday events including Thanksgiving Potluck and the annual Christmas party

### 4. Events

- The Fall Movie Series at the ARC held its first showing on Friday, Oct. 3 of *The Greatest Showman*. About 70 community members were in attendance. The next offering will be *The Grinch (2018)* on Friday, Nov. 14.
- The Not-So-Scary Haunted House was a new event offered at the ARC on Oct. 25. The event offered games in a not-so-scary Halloween setting while kids could get candy along the way. We had a presenting sponsor, Angleton Family Dental, and three candy sponsors. The event had about 700 guests come through.
- The Jingle Bell Fun Run & 5K/10K is scheduled for Saturday, Dec. 20 and currently in planning stages.

#### **Parkland Dedication - FUND 96**

1. **Bates Park Pickleball Courts:** Completed. Staff are working on improving road accessibility. Material delivered in October was poor quality and included metal preventing staff from using it for its intended purpose.
2. **Downing Tennis Courts:** - Project complete. Update signage to be installed once the access road is completed to new courts at Bates Park..
3. **New Abigail Park Parcel:** Removal of foundation, garage, and scrap metal planned for December/January.
4. **Ashland Fees:** Staff are working with Development Services to determine anticipated payments dates for the current phase of Ashland Development. (Total Project \$1.9 million)

#### **Angleton Better Living Corporation - FUND 40**

1. **Freedom Park Passive Area:** Project on hold until funding is secured to continue. Staff are planning to submit a TPWD Trails Grant to potentially secure funding.

#### **Keep Angleton Beautiful - FUND 13**

1. **Annual Fall Sweep:** Scheduled to
2. **KTB Governors Achievement Award :** Staff met with TxDOT to discuss potential projects with GCAA funds. The board is working on a task force to start meeting with TxDOT monthly to discuss enhancements to silver hearts throughout the city and explore other project options.
3. **Box Wraps:** Artwork submission received and being reviewed by KAB Board. Potential approval anticipated for December 2025.

#### **GRANTS**

1. **TPWD Non-Urban Outdoor Grant** - Abigail Arias Park (50/50 match funded by 2024 ABLC Bond): Director has submitted necessary progress reports as project moves through design development. 60% Construction Documents were sent to TPWD for review to ensure the project timeline continues as scheduled.
2. **TPWD Non-Urban Indoor Grant** - Angleton Recreation Center (50/50 match funded by 2024 ABLC Bond): Director has submitted a progress report and will provide necessary renovation plans for the Angleton Recreation Center as projects are approved.



# ARC Membership & Day Pass Performance

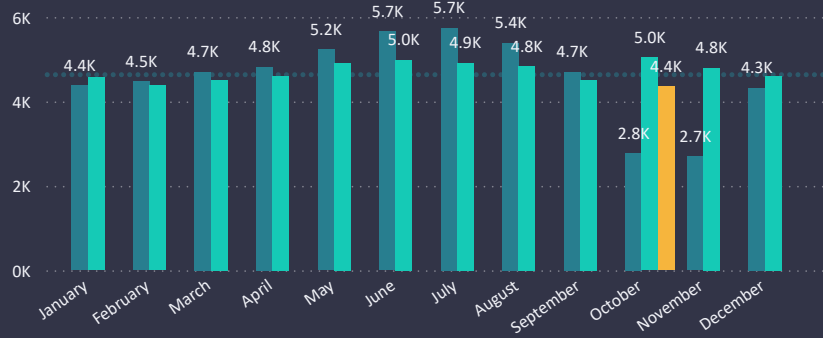
Select Fiscal Year

☐ 2023-2024

☐ 2024-2025

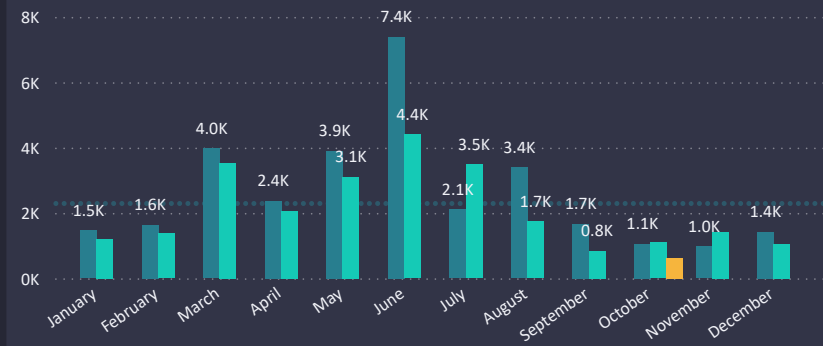
## Membership Sales QTY by Month

Fiscal Year ■ 2023-2024 ■ 2024-2025 ■ 2025-2026



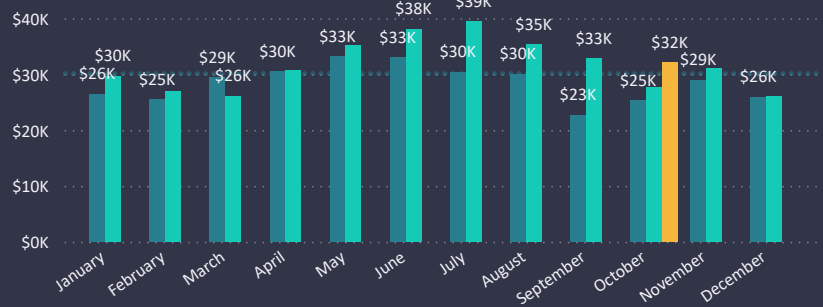
## Day Pass Sales QTY by Month

Fiscal Year ■ 2023-2024 ■ 2024-2025 ■ 2025-2026



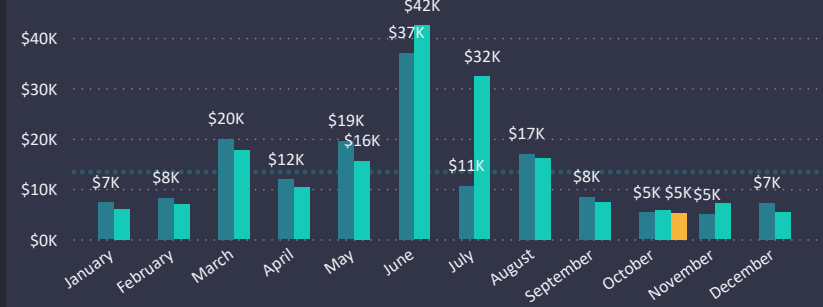
## Total Membership Revenue by Month

Fiscal Year ■ 2023-2024 ■ 2024-2025 ■ 2025-2026



## Day Pass Revenue by Month

Fiscal Year ■ 2023-2024 ■ 2024-2025 ■ 2025-2026





# ARC Membership & Day Pass Performance

Select Fiscal Year

- ☐ 2023-2024
- ☐ 2024-2025

Month	2023-2024	2024-2025	2025-2026
January	\$26,422	\$29,666	
February	\$25,417	\$26,882	
March	\$29,385	\$26,099	
April	\$30,497	\$30,678	
May	\$33,180	\$35,220.5	
June	\$32,970	\$38,085.5	
July	\$30,383	\$39,409.08	
August	\$30,055	\$35,283	
September	\$22,661	\$32,785	
October	\$25,251.5	\$27,679	\$32,080
November	\$28,968.36	\$31,066	
Total	\$341,073.86	\$378,942.08	\$32,080

Month	2023-2024	2024-2025	2025-2026
January	\$7,310	\$5,970	
February	\$8,190	\$6,855	
March	\$19,880	\$17,625	
April	\$11,805	\$10,293	
May	\$19,465	\$15,505	
June	\$36,985	\$42,385	
July	\$10,525	\$32,315	
August	\$16,930	\$16,115	
September	\$8,380	\$7,395	
October	\$5,305	\$5,795	\$5,165
November	\$4,850	\$7,040	
Total	\$156,810	\$172,538	\$5,165

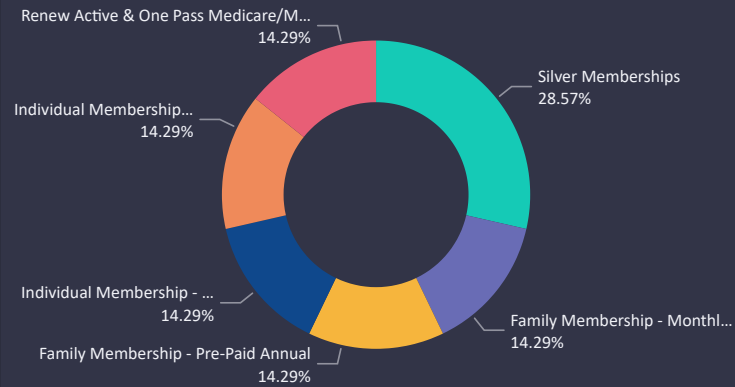


## ARC Attendance

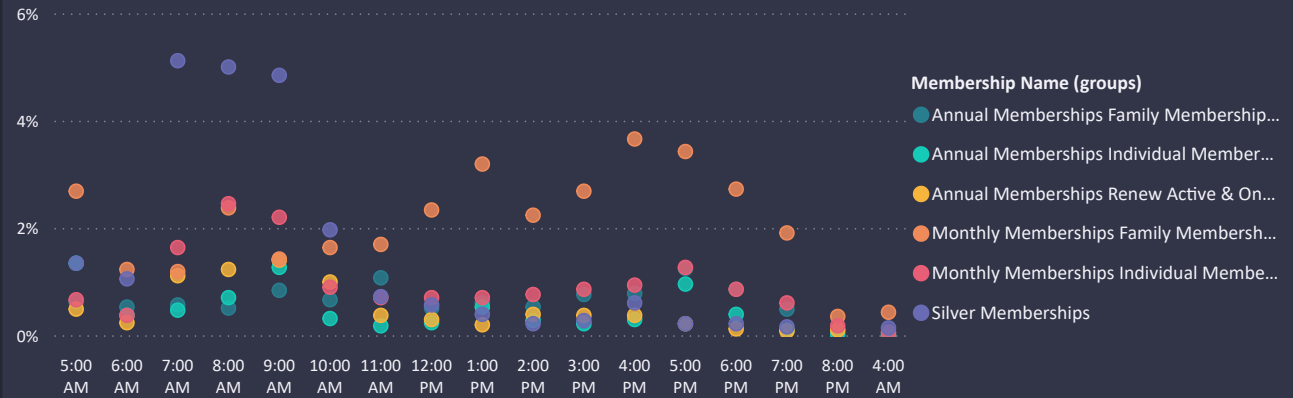
Select Fiscal Year

☐ 2025-2026

### Distribution of Membership Account Types



### ARC Membership Check-Ins by Time of Day



### Membership Sales Info.

**621**

Total Households

**626**

Transaction QTY.

**\$32,080**

Total FY Revenue

### Membership Usage Info.

**5140**

Total Member Visits

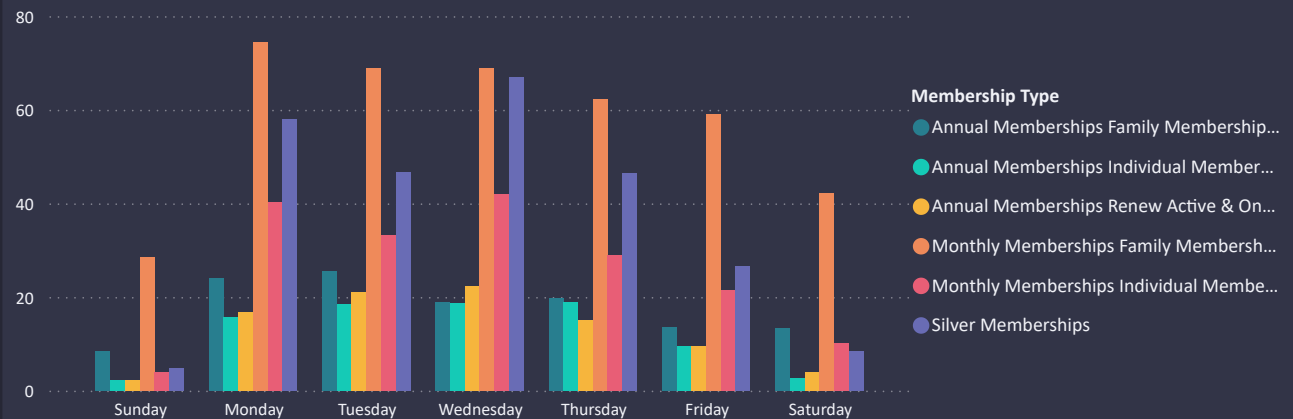
**883**

Unique Member Visits

**5.82**

Average Visits per Individual

### ARC Average Membership Check-Ins by Day of the Week



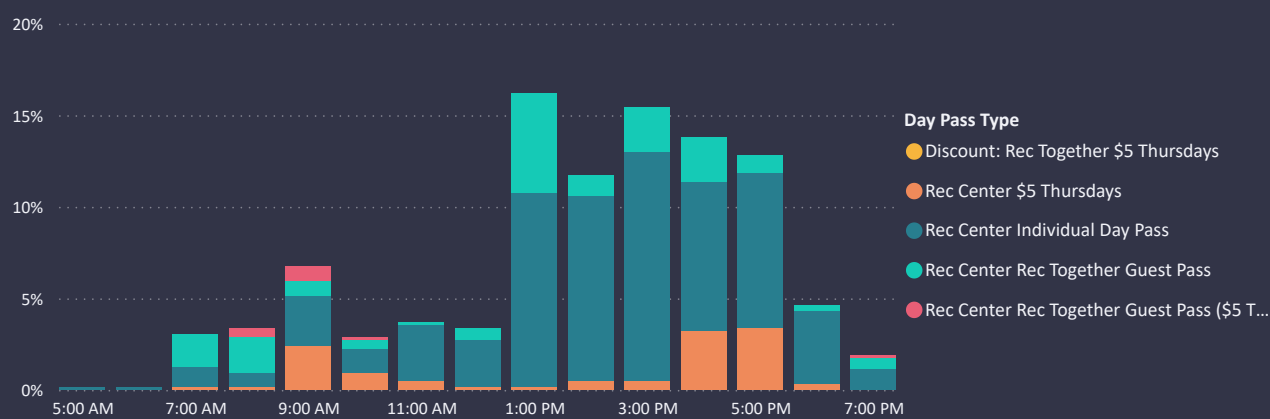


# ARC Day Pass Sales

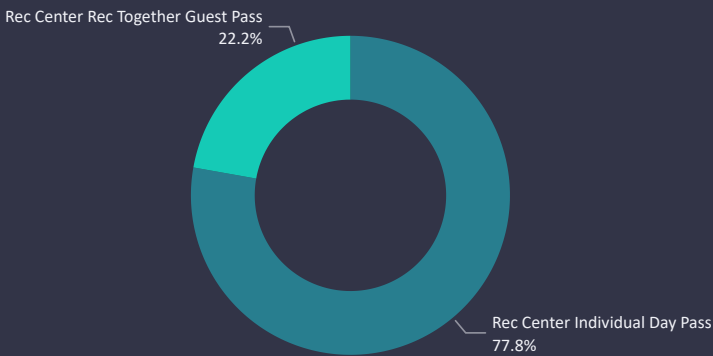
Select Fiscal Year

☐ 2025-2026

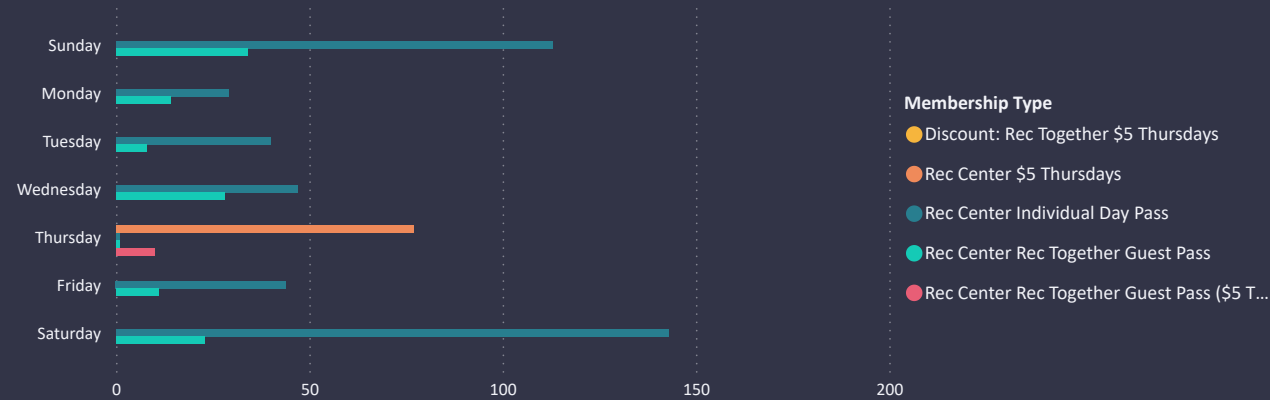
Day Pass Sales by Time of Day and Category



Quantity by Day Pass Type



ARC Average Membership Check-Ins by Day of the Week



Day Pass Sales Info.

**623**  
Quantity

**252**  
Count of User

**\$5,165**  
Total

Day Pass Revenue by Day

Day Name	Total
Sunday	\$1,300
Monday	\$360
Tuesday	\$440
Wednesday	\$610
Thursday	\$415
Friday	\$495
Saturday	\$1,545
Total	\$5,165



# ARC Revenue Performance

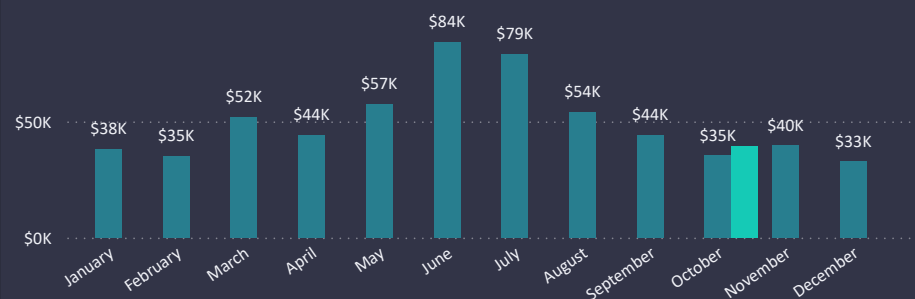
Select Fiscal Year

☐ 2024-2025

☐ 2025-2026

## Total Angleton Recreation Center Revenue

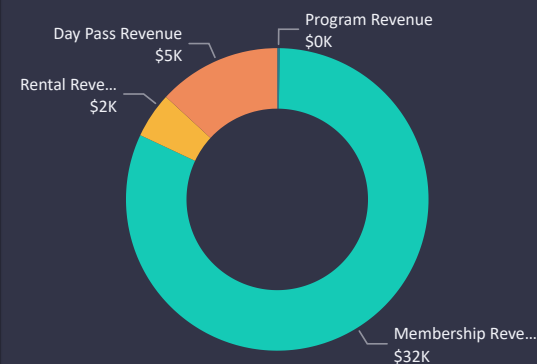
Fiscal Year ■ 2024-2025 ■ 2025-2026



## FY 25-26 ARC Total & Goal

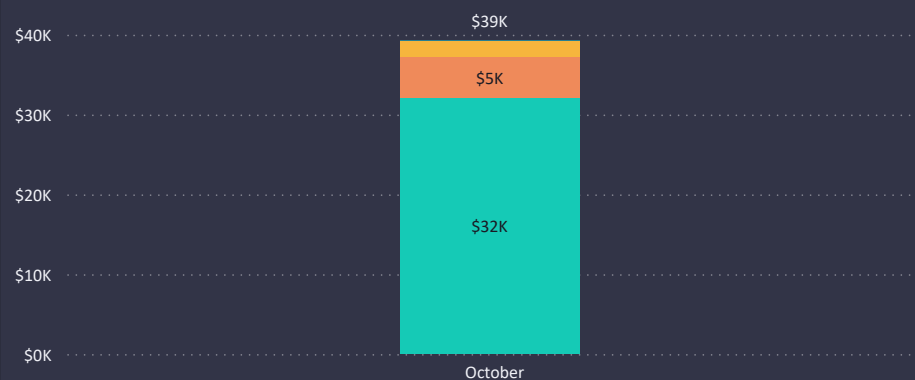
**\$39,262**  
Goal: \$557,292

## Revenue Breakdown



## Revenue by Category

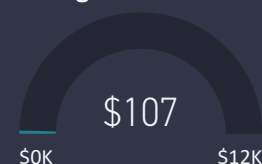
■ Total Revenue (Membership) ■ Daily Entry Fee ■ Room Rental Fees ■ Total Revenue (ARC Programs)



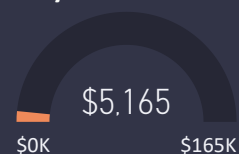
## Membership Revenue




## Program Revenue



## Day Pass Revenue



## Rental Revenue







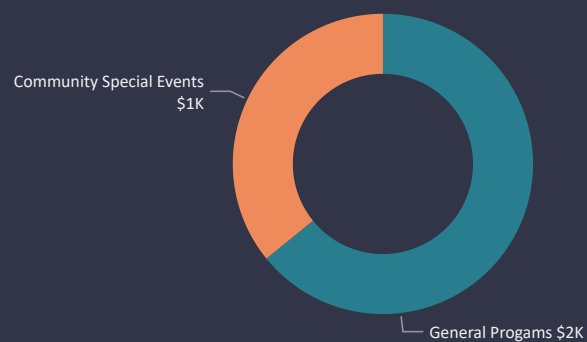
## Recreation Division Revenue Performance

Select Fiscal Year

☐ 2024-2025

☐ 2025-2026

### Sales Revenue Breakdown

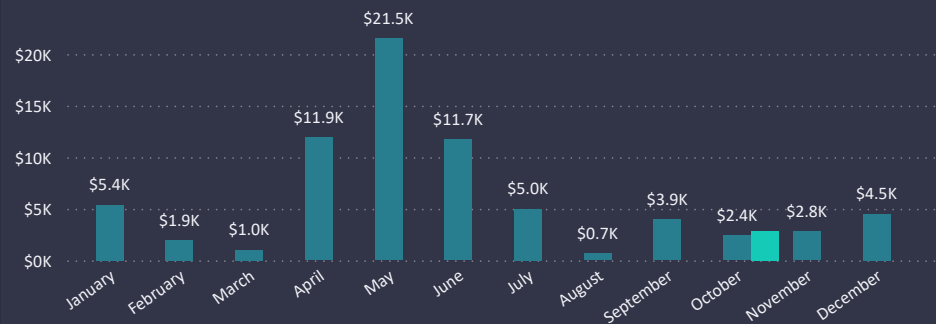


### FY 25-26 Recreation Total & Goal


**\$2,828**  
Goal: \$82,752

### Recreation Monthly Revenue Totals


Fiscal Year ■ 2024-2025 ■ 2025-2026



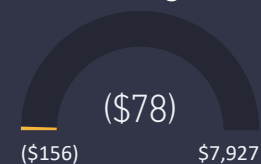
### General Programs



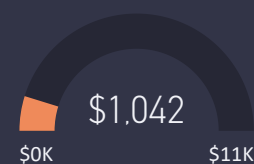
### Youth Camps




### Senior Programs




### Events



### Father Daughter



### Misc. Programs



The background features abstract, flowing purple shapes. A thick, curved line starts from the top left, dips down, and then rises towards the top right. Another large, rounded shape is positioned in the bottom right corner, partially overlapping the first shape.

# **PUBLIC WORKS**

## Public Works

October 2025

### PRIORITY PROJECTS

1. **Lift Station #8 Sanitary Sewer Rehabilitation:** The contract approval will occur during the November 12<sup>th</sup> council meeting. Once this is completed a kickoff meeting will be scheduled.
2. **Lift Station #24 Sanitary Sewer Rehabilitation:** The lowest bidder was approved on the October 28<sup>th</sup> council meeting for this project. However, the contract will be approved at the November 12<sup>th</sup> council meeting.
3. **WWTP Improvements:** Council approved the sale of COs for the funding of these necessary improvements to the plant.
4. **Meter Exchange Project:** Installs of meters are currently ongoing. We are providing weekly updates from Aqua-Metric on locations.
5. **Texian Trail Drainage Project:** The contractors were able to substantially complete the project by the 10/31/2025 deadline. There are minor punch list items that need to be verified as complete.
6. **Street Bond Package III (Parish/Sliver Saddle):** Silver Saddle portion of the project did have a reduction in project scope. The advertisement for this project begins on November 4<sup>th</sup>.
7. **Brazoria County Overlays (Interlocal) 24-25FY:** Henderson Road and Western Avenue were selected for the 25-26FY projects. We are still awaiting confirmation on the start date of the 24-25FY projects.
8. **288B Utility Improvements:** 30% drawings have been viewed by staff and presented to council. City staff will work towards getting all questions and comments cleared up with TXDOT.
9. **Lead Service Line Inventory:** the PIF sent to TWDB for funding on the replacements was received by the state. TWDB is currently waiting for the allotment from EPA.

### MONTHLY REPORT TOPICS

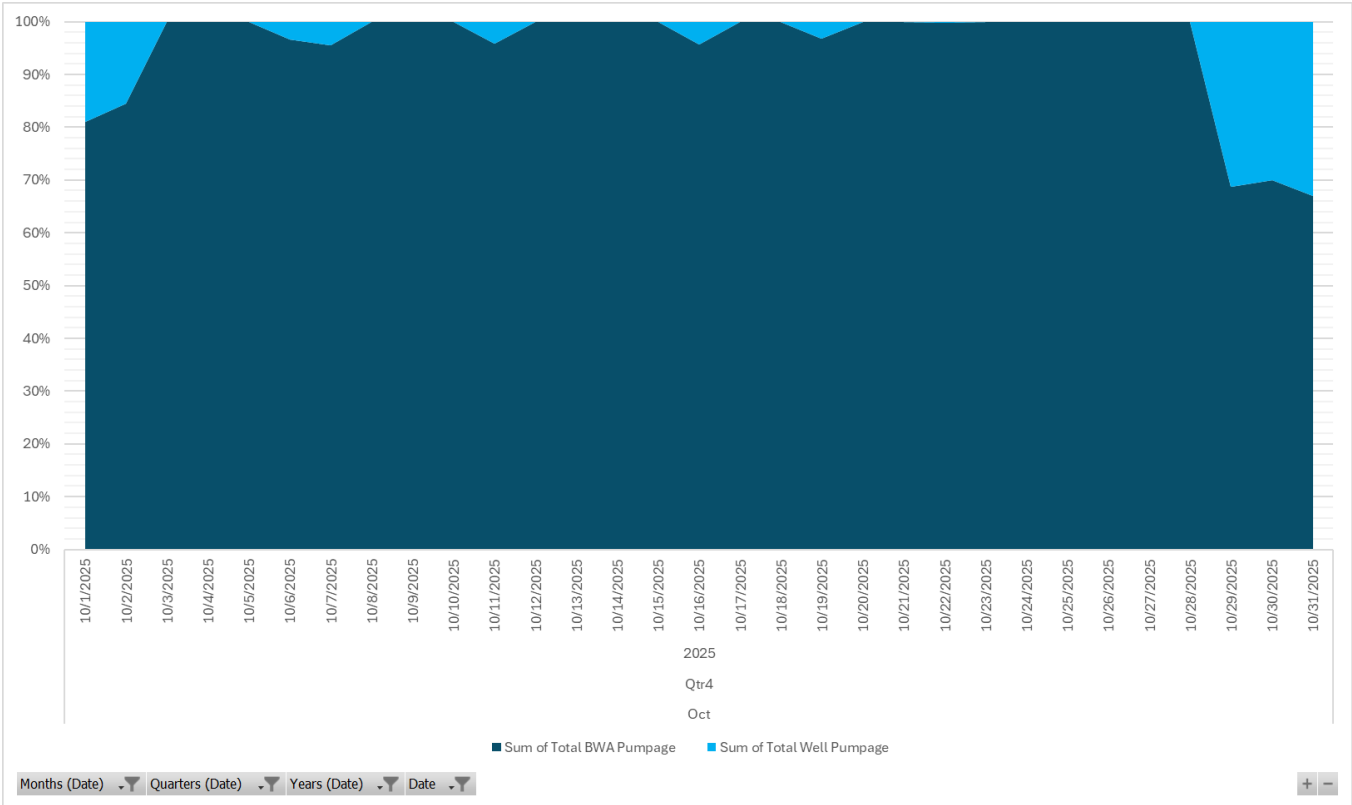
- **Equipment** –The backhoe still has a balance of \$20,417.62 to finish repairs. Gradall down again as of 5/13/25. The cost to fix the gradall is \$16,496.08. The new Gradall is actively working week to week. The sweeper is also out of service with a repair cost of \$5,248.62. until we determine which of all these repairs to pursue first. The patch truck will be delivered in December.
- **Drainage** – The new Gradall has arrived in October. Sands St, S Valderas, S Arcola, and a portion of Bert St, area drainage ditches have been worked on this month. This was a total of 2746 linear feet of ditches re-graded, and 34 total culverts cleaned out.
- **Water Treatment** - In the month of October our water operations staff distributed 65,192,000 gallons of water. The daily average flow was 2.103 MGD. The highest use day was October 16<sup>th</sup> at 2.551 MG. Overall we utilized 90.92% of the BWA contract water this

month. The water production was 95.12% BWA water, with the remainder being well water for the month. Once mixer is delivered, it will be installed in the tank.

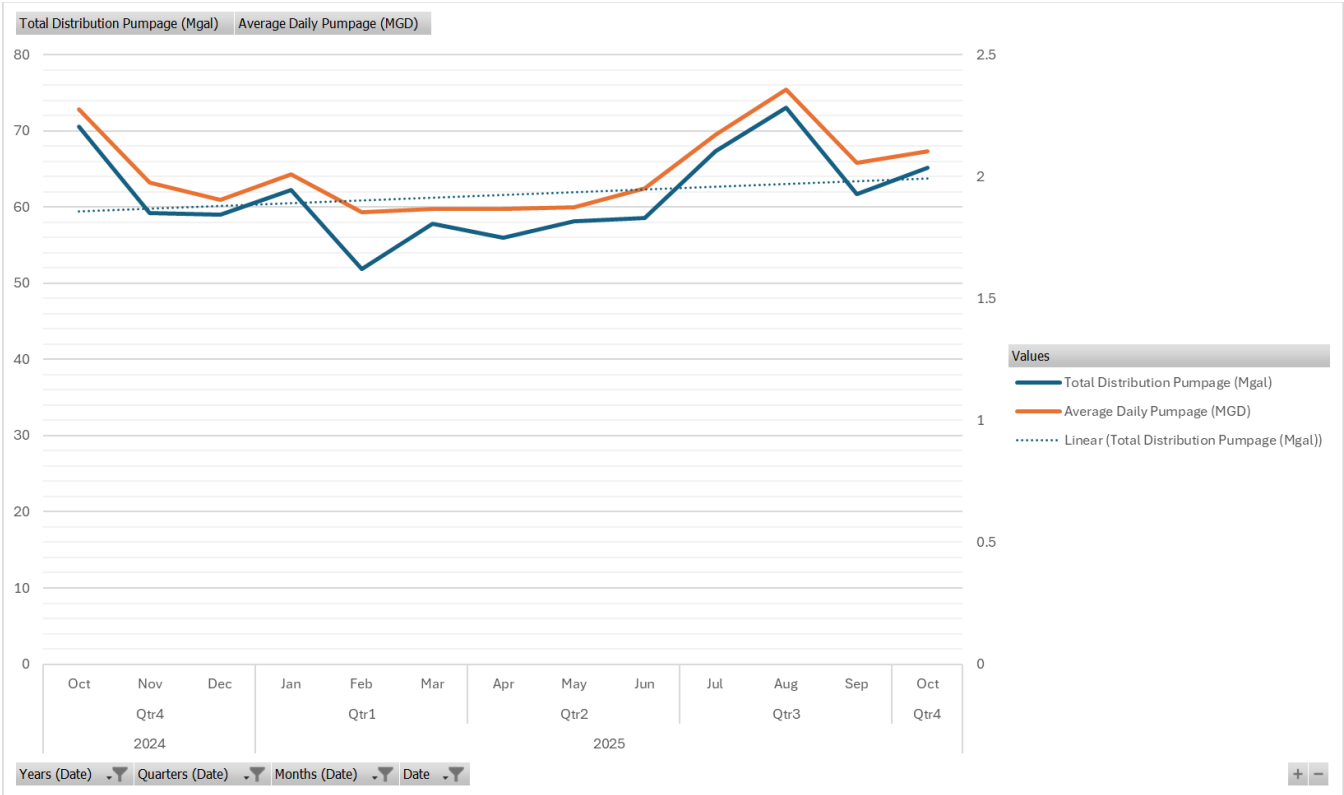
- **Wastewater Treatment Plant** - This month our wastewater treatment plant staff treated 44,892,630 gallons of wastewater. The daily average flow was 1.448 MGD. The total rainfall for the month was 4.98". The highest flow was recorded on October 24<sup>th</sup>, at 3.583 MG. This occurred during the 2.05" rainfall we received the same day.
- **Work Orders** – For the entire month of October we received 223 Public Works related work orders. Of these work orders 114 were completed. This puts us at a completion percentage rate of about 51% for this month. There were also 60 back logged work orders completed, putting PW at 174 work orders completed in October. The average turnaround time for work orders over the past year has been approximately 26 days. Our oldest 3 work orders are:
  - Street Repair at Ketchum Ct – 1/12/2023
  - Hydrant Replacement at 725 Cahill Road – 02/09/2023
  - Solar Street Light Request at Shannon St – 09/18/2023
- In total there have been 18,263 work orders entered into iWorQ. Of these, 17,626 have been completed to date. This gives an overall completion of approximately 97% across the city.

Type of Work	Received	Resolved
Water Leaks/Issues	55	23
Sewer Issues	22	21
Streets/Drainage Issues	17	11
Trees Trimming	7	6
Water Taps	50	0
Sewer Taps	45	45
Street Sweeping	0	0
Signage/Lighting	27	8
<b>Total</b>	<b>223</b>	<b>114</b>

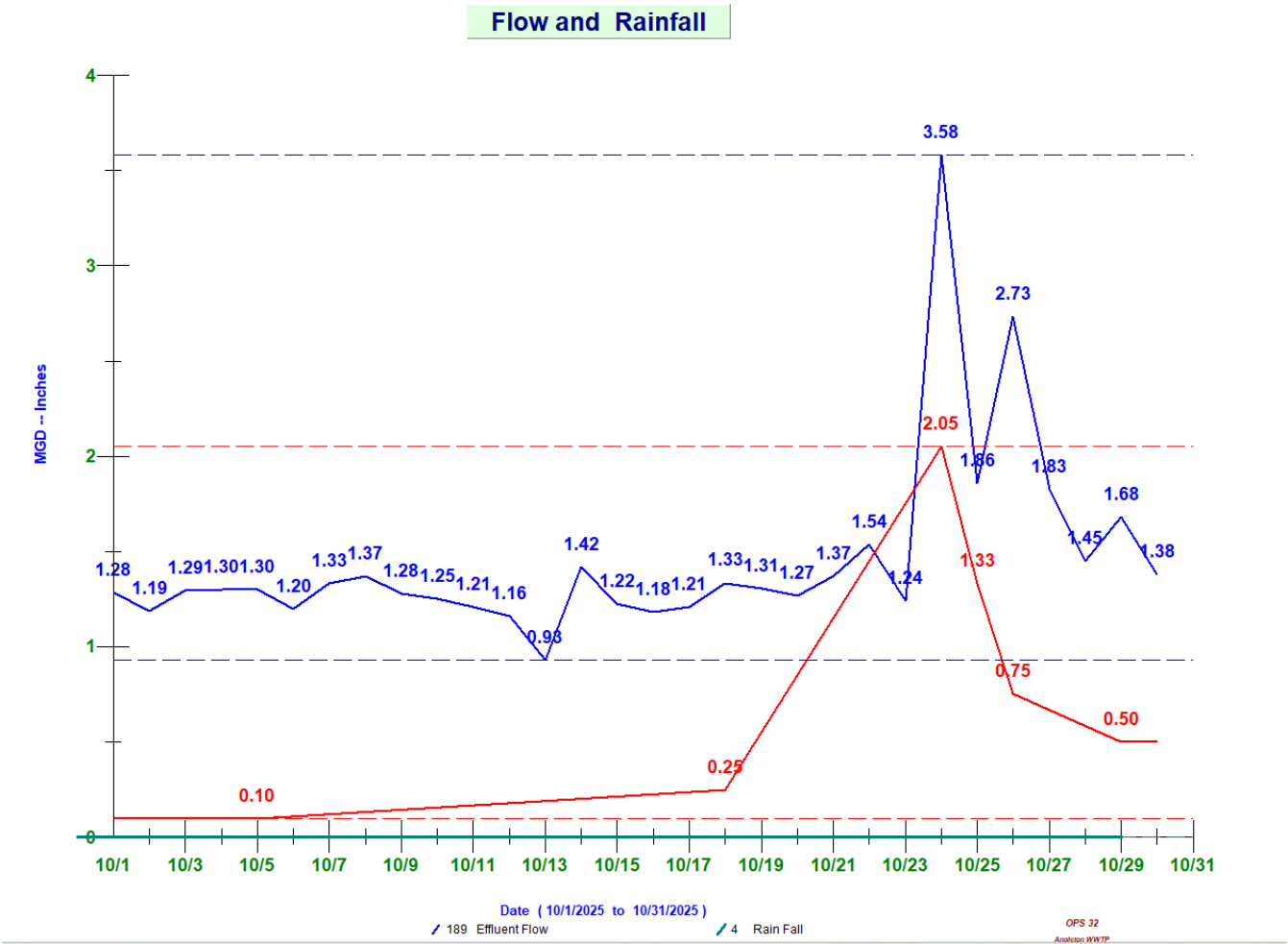
Water - October 2025 Source Water Utilization



Water – Monthly Distribution, 12 Months



Rainfall vs Flow – WWTP October 2025



An abstract graphic featuring thick, flowing purple lines. One line starts from the top left, curves downwards, and then extends diagonally towards the top right. Another line starts from the bottom left and curves upwards towards the bottom right. These lines frame the central text.

# **UTILITY BILLING**



2025 OCTOBER

ACCOUNTS	ACTIVE	DISCONNECTED	FINALED	INACTIVE	GRAND TOTAL
TOTAL #	7878	158	3053	25504	36593
ARREARS	\$ 247,407.58	\$ 21,722.96	\$ 790,359.17	\$ 153.88	\$ 1,059,643.59
CURRENT	\$ 1,427,136.62	\$ 6,934.37			\$ 1,434,070.99
BALANCE	\$ 1,674,544.20	\$ 28,657.33	\$ 790,359.17	\$ 153.88	\$ 2,493,714.58

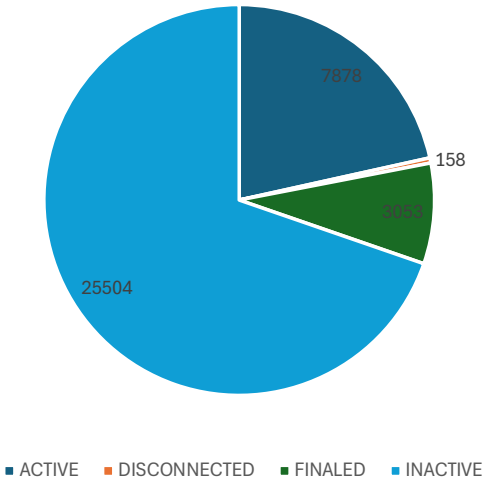
CALCULATION SUMMARY

TOTAL CHARGES	\$ 1,438,495.99
DEPOSIT RETURNS	
TOTAL CURRENT	\$ 1,438,495.99

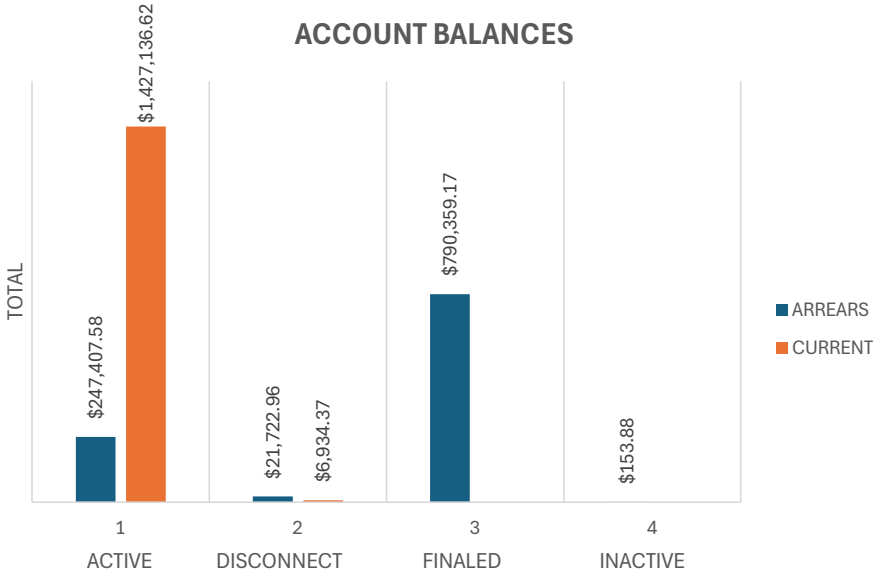
ACTIVE ACCOUNT RECONCILIATION

NEW ACCOUNTS	134
DISCONNECT-NO TRANSFER	148
DISCONNECT-TRANSFER	10

# OF ACCOUNTS



ACCOUNT BALANCES



2025 AUGUST

ACCOUNTS	ACTIVE	DISCONNECTED	FINALED	INACTIVE	GRAND TOTAL
TOTAL #	7859	133	3240	25123	36355
ARREARS	\$ 445,924.79	\$ 11,344.93	\$ 848,888.48	\$ 153.88	\$ 1,306,312.08
CURRENT	\$ 1,186,287.81	\$ 3,674.33			\$ 1,189,962.14
BALANCE	\$ 1,632,212.60	\$ 15,019.26	\$ 848,888.48	\$ 153.88	\$ 2,496,274.22

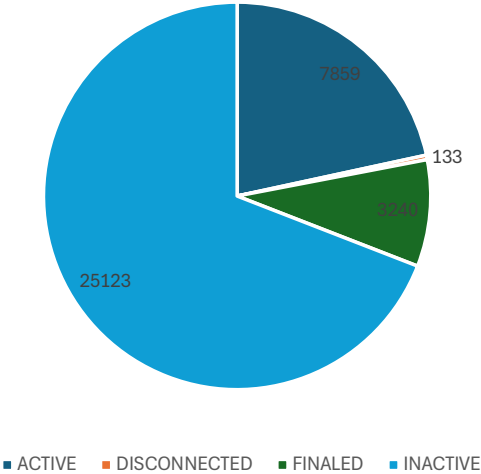
CALCULATION SUMMARY

TOTAL CHARGES	\$ 1,193,787.14
DEPOSIT RETURNS	\$ (3,825.00)
TOTAL CURRENT	\$ 1,189,962.14

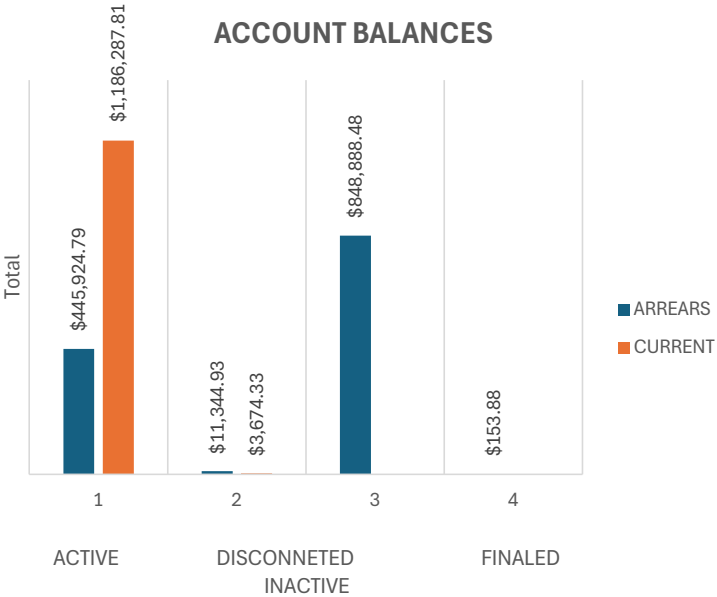
ACTIVE ACCOUNT RECONCILIATION

NEW ACCOUNTS	143
DISCONNECT-NO TRANSFER	147
DISCONNECT-TRANSFER	9

# OF ACCOUNTS



ACCOUNT BALANCES



2025 SEPTEMBER

ACCOUNTS	ACTIVE	DISCONNECTED	FINALED	INACTIVE	GRAND TOTAL
TOTAL #	7861	151	3011	25443	36466
ARREARS	\$ 336,464.76	\$ 18,782.67	\$ 777,133.48	\$ 153.88	\$ 1,132,534.79
CURRENT	\$ 1,306,518.26	\$ 7,409.23			\$ 1,313,927.49
BALANCE	\$ 1,642,983.02	\$ 26,191.90	\$ 777,133.48	\$ 153.88	\$ 2,446,462.28

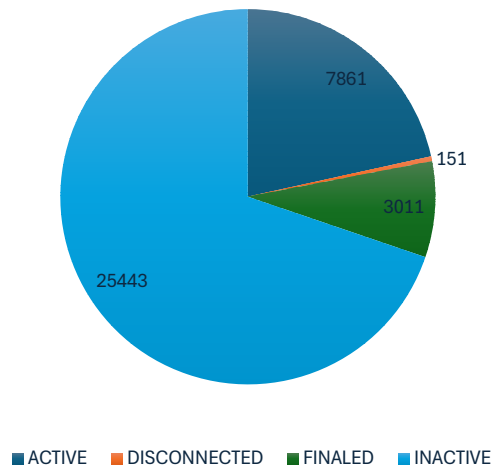
CALCULATION SUMMARY

TOTAL CHARGES	\$ 1,318,257.49
DEPOSIT RETURNS	\$ (4,330.00)
TOTAL CURRENT	\$ 1,313,927.49

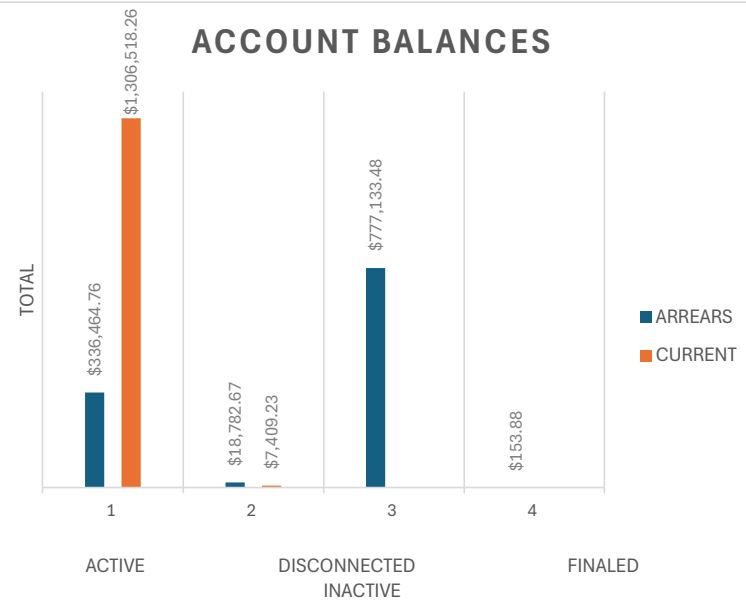
ACTIVE ACCOUNT RECONCILIATION

NEW ACCOUNTS	116
DISCONNECT-NO TRANSFER	143
DISCONNECT-TRANSFER	8

# OF ACCOUNTS



ACCOUNT BALANCES



## 2025 OCTOBER

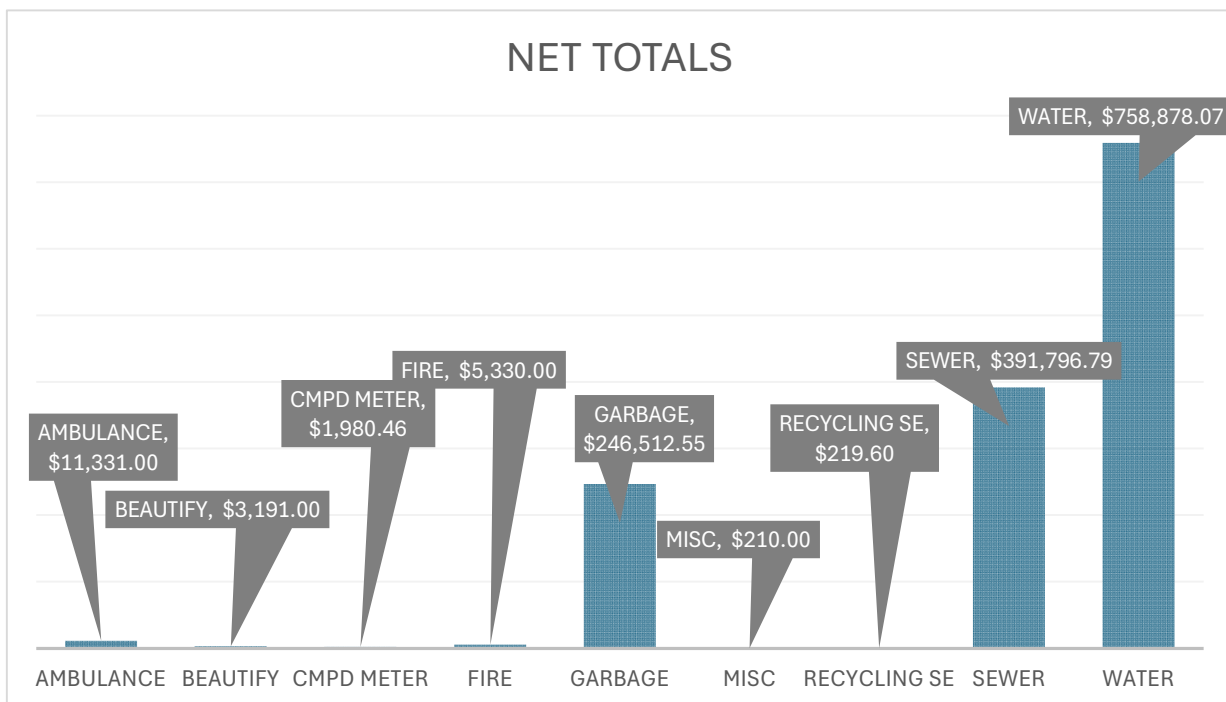
### SERVICE CATEGORY TOTALS

CATEGORY	NUMBER	TOTAL NET	TOTAL TAX	TAXABLE
AMBULANCE	2518	\$ 11,331.00		
BEAUTIFY	3192	\$ 3,191.00		
CMPD METER	11	\$ 1,980.46		
FIRE	2665	\$ 5,330.00		
GARBAGE	7365	\$ 246,512.55	\$ 19,033.39	\$ 230,948.04
MISC	9	\$ 210.00		
RECYCLING SE	18	\$ 219.60	\$ 13.13	\$ 158.60
SEWER	7475	\$ 391,796.79		
WATER	7867	\$ 758,878.07		
TOTALS		\$ 1,419,449.47	\$ 19,046.52	\$ 231,106.64

### CONSUMPTION

BILLED	UNBILLED	TOTAL
2442.00		6054.00
496070.00		496070.00
564437.00	658.00	561483.00

### NET TOTALS



## 2025 AUGUST

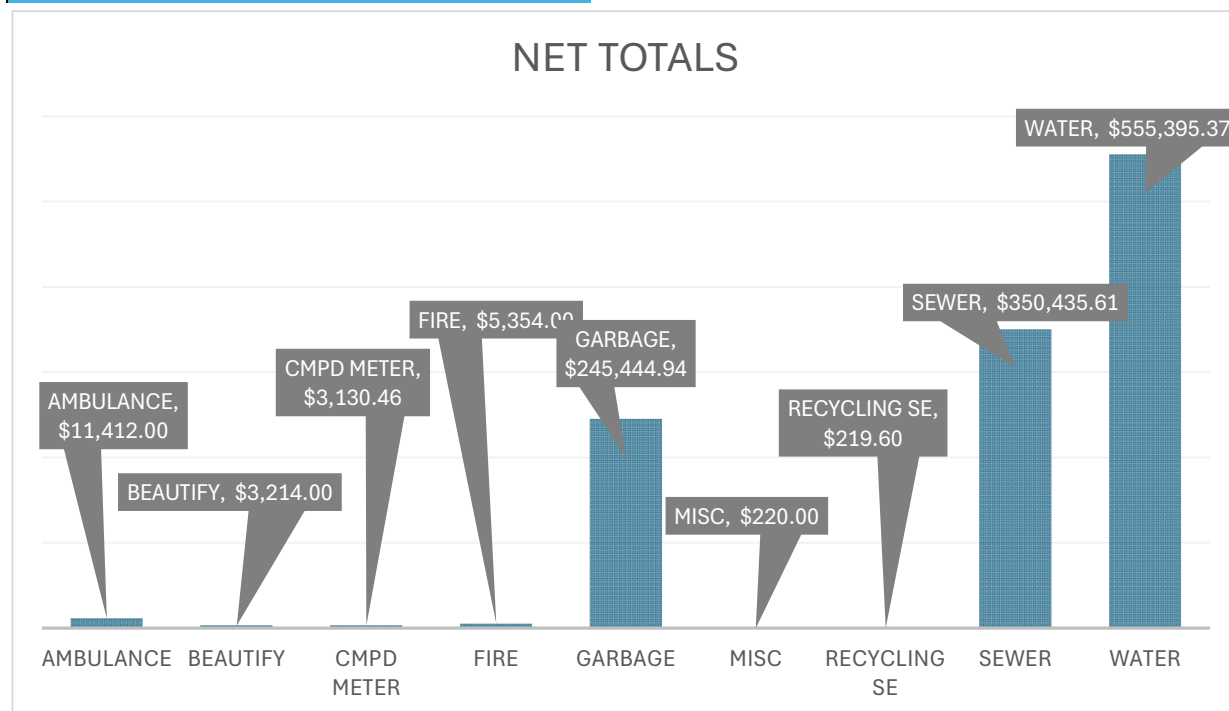
### SERVICE CATEGORY TOTALS

CATEGORY	NUMBER	TOTAL NET	TOTAL TAX	TAXABLE
AMBULANCE	2536	\$ 11,412.00		
BEAUTIFY	3215	\$ 3,214.00		
CMPD METER	11	\$ 3,130.46		
FIRE	2677	\$ 5,354.00		
GARBAGE	7330	\$ 245,444.94	\$ 18,948.03	\$ 229,910.23
MISC	10	\$ 220.00		
RECYCLING SE	18	\$ 219.60	\$ 13.13	\$ 158.60
SEWER	7427	\$ 350,435.61		
WATER	7824	\$ 555,395.37		
TOTALS		\$ 1,174,825.98	\$ 18,961.16	\$ 230,068.83

### CONSUMPTION

BILLED	UNBILLED	TOTAL
3860.00		8069.00
502666.00		502666.00
464007.00	3459.00	463257.00

### NET TOTALS



## 2025 SEPTEMBER

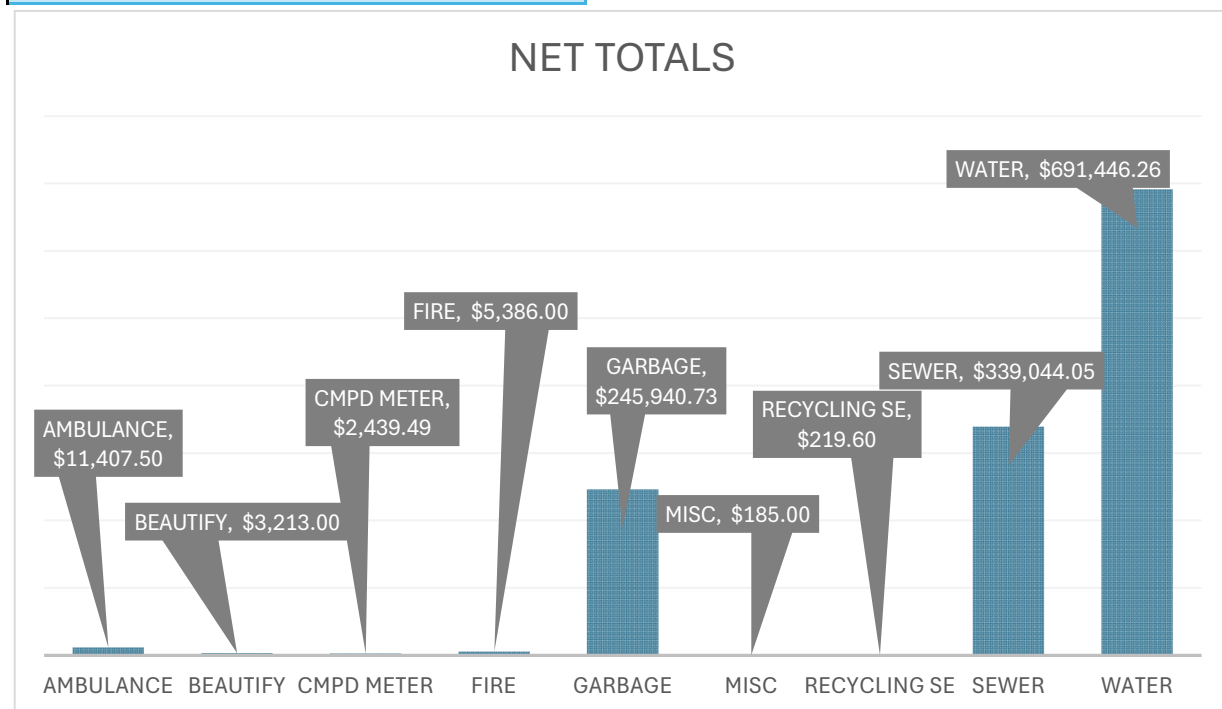
### SERVICE CATEGORY TOTALS

CATEGORY	NUMBER	TOTAL NET	TOTAL TAX	TAXABLE
AMBULANCE	2535	\$ 11,407.50		
BEAUTIFY	3214	\$ 3,213.00		
CMPD METER	11	\$ 2,439.49		
FIRE	2680	\$ 5,386.00		
GARBAGE	7351	\$ 245,940.73	\$ 18,988.73	\$ 230,406.32
MISC	11	\$ 185.00		
RECYCLING SE	18	\$ 219.60	\$ 13.13	\$ 158.60
SEWER	7454	\$ 339,044.05		
WATER	7841	\$ 691,446.26		
TOTALS		\$ 1,299,281.63	\$ 19,001.86	\$ 230,564.92

### CONSUMPTION

BILLED	UNBILLED	TOTAL
3008.00		5484.00
472462.00		472462.00
535260.00	815.00	535599.00

### NET TOTALS

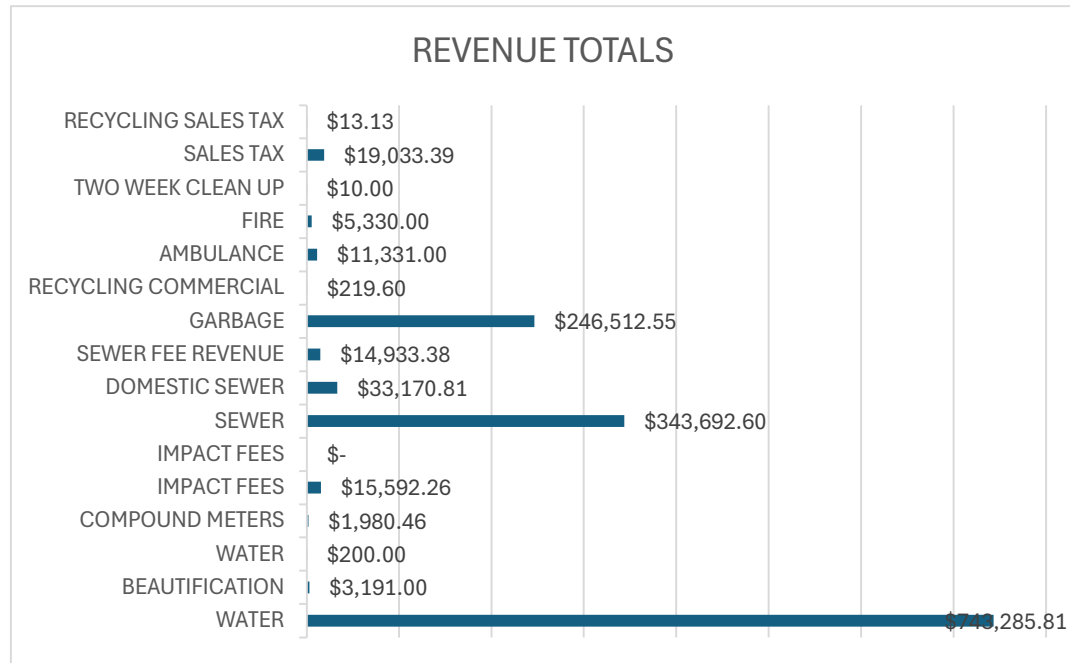




2025 OCTOBER

REVENUE CODE TOTALS

	R/C	DESCRIPTION	AMOUNT
SVC		100 WATER	\$ 743,285.81
		101 BEAUTIFICATION	\$ 3,191.00
		102 WATER	\$ 200.00
		103 COMPOUND METERS	\$ 1,980.46
		105 IMPACT FEES	\$ 15,592.26
		106 IMPACT FEES	\$ -
		200 SEWER	\$ 343,692.60
		201 DOMESTIC SEWER	\$ 33,170.81
		205 SEWER FEE REVENUE	\$ 14,933.38
		300 GARBAGE	\$ 246,512.55
		305 RECYCLING COMMERCIAL	\$ 219.60
		500 AMBULANCE	\$ 11,331.00
		600 FIRE	\$ 5,330.00
		761 TWO WEEK CLEAN UP	\$ 10.00
TAX		400 SALES TAX	\$ 19,033.39
		405 RECYCLING SALES TAX	\$ 13.13
		R/C TOTALS	\$ 1,438,495.99





2025 AUGUST

REVENUE CODE TOTALS

	R/C	DESCRIPTION	AMOUNT
SVC			
	100	WATER	\$ 539,883.70
	101	BEAUTIFICATION	\$ 3,214.00
	102	WATER	\$ 200.00
	103	COMPOUND METERS	\$ 3,130.46
	105	IMPACT FEES	\$ 15,512.00
	106	IMPACT FEES	\$ -
	200	SEWER	\$ 304,462.49
	201	DOMESTIC SEWER	\$ 31,127.21
	205	SEWER FEE REVENUE	\$ 14,845.91
	300	GARBAGE	\$ 2,454,744.94
	305	RECYCLING COMMERCIAL	\$ 219.60
	500	AMBULANCE	\$ 11,412.00
	600	FIRE	\$ 5,354.00
	761	TWO WEEK CLEAN UP	\$ 20.00
TAX	400	SALES TAX	\$ 18,948.03
	405	RECYCLING SALES TAX	\$ 13.13
		R/C TOTALS	\$ 1,193,787.47

REVENUE TOTALS

RECYCLING SALES TAX	\$13.13						
SALES TAX	\$18,948.03						
TWO WEEK CLEAN UP	\$20.00						
FIRE	\$5,354.00						
AMBULANCE	\$11,412.00						
RECYCLING COMMERCIAL	\$219.60						
GARBAGE						\$2,454,744.94	
SEWER FEE REVENUE	\$14,845.91						
DOMESTIC SEWER	\$31,127.21						
SEWER	\$304,462.49						
IMPACT FEES	\$-						
IMPACT FEES	\$15,512.00						
COMPOUND METERS	\$3,130.46						
WATER	\$200.00						
BEAUTIFICATION	\$3,214.00						
WATER	\$539,883.70						

2025 SEPTEMBER

REVENUE CODE TOTALS

SVC	R/C	DESCRIPTION	AMOUNT
SVC	100	WATER	\$ 675,902.55
	101	BEAUTIFICATION	\$ 3,213.00
	102	WATER	\$ 125.00
	103	COMPOUND METERS	\$ 2,439.49
	105	IMPACT FEES	\$ 15,543.71
	106	IMPACT FEES	\$ -
	200	SEWER	\$ 291,680.46
	201	DOMESTIC SEWER	\$ 32,470.20
	205	SEWER FEE REVENUE	\$ 14,893.39
	300	GARBAGE	\$ 245,940.73
	305	RECYCLING COMMERCIAL	\$ 219.60
	500	AMBULANCE	\$ 11,407.50
	600	FIRE	\$ 5,360.00
	761	TWO WEEK CLEAN UP	\$ 60.00
TAX	400	SALES TAX	\$ 18,988.73
	405	RECYCLING SALES TAX	\$ 13.13
	R/C TOTALS		\$ 1,318,257.49

REVENUE TOTALS

