

WHEN EXPERIENCE, REPUTATION AND PERFORMANCE MATTER



PERDUE BRANDON
FIELDER COLLINS & MOTT LLP
ATTORNEYS AT LAW

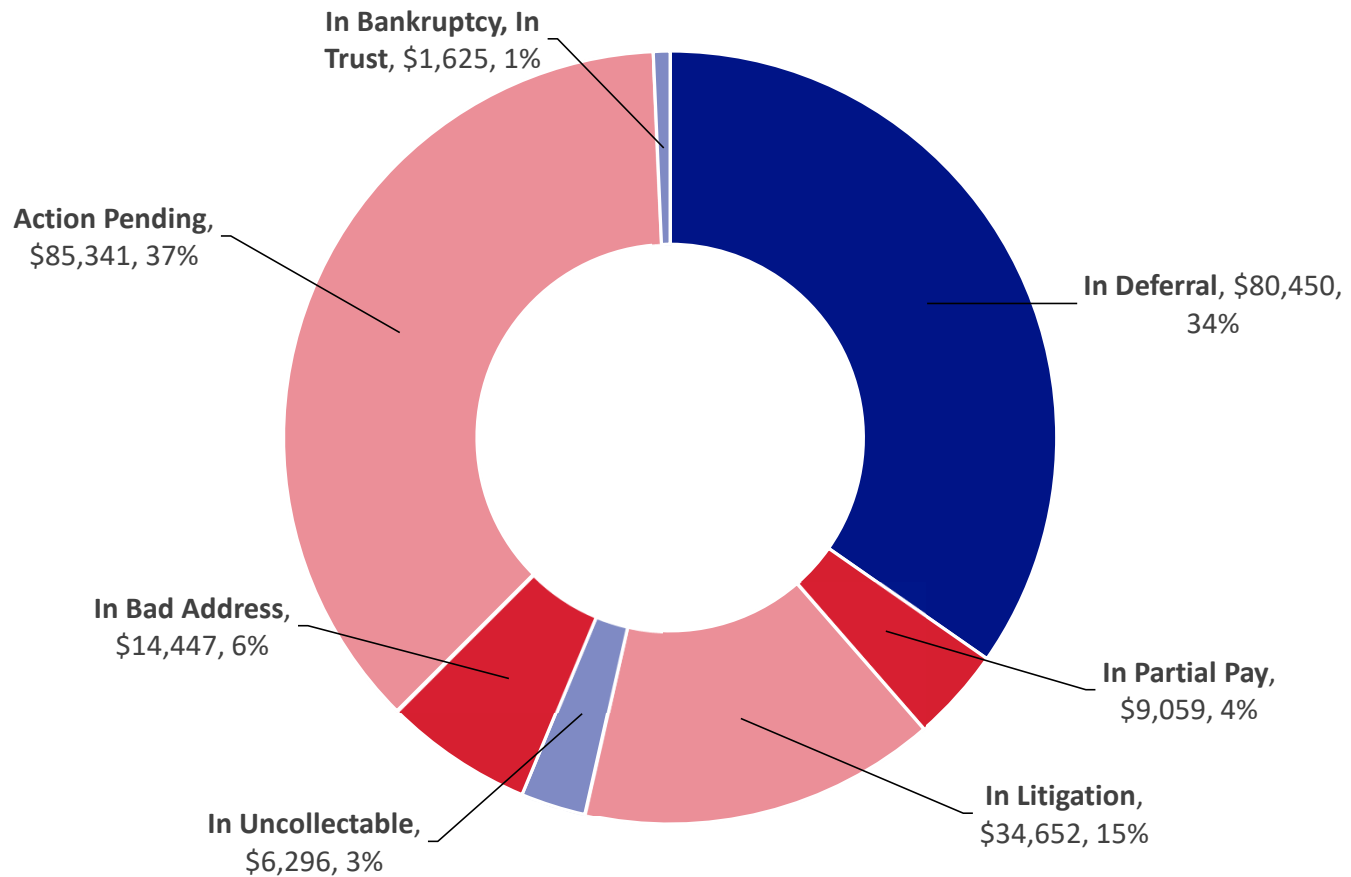
COLLECTION REPORT TO THE CITY OF ANGLETON

Submitted by: *Michael J. Darlow*
November 2023
www.pbfc.com



ACCOUNT BREAKDOWN CHART FOR CITY OF ANGLETON

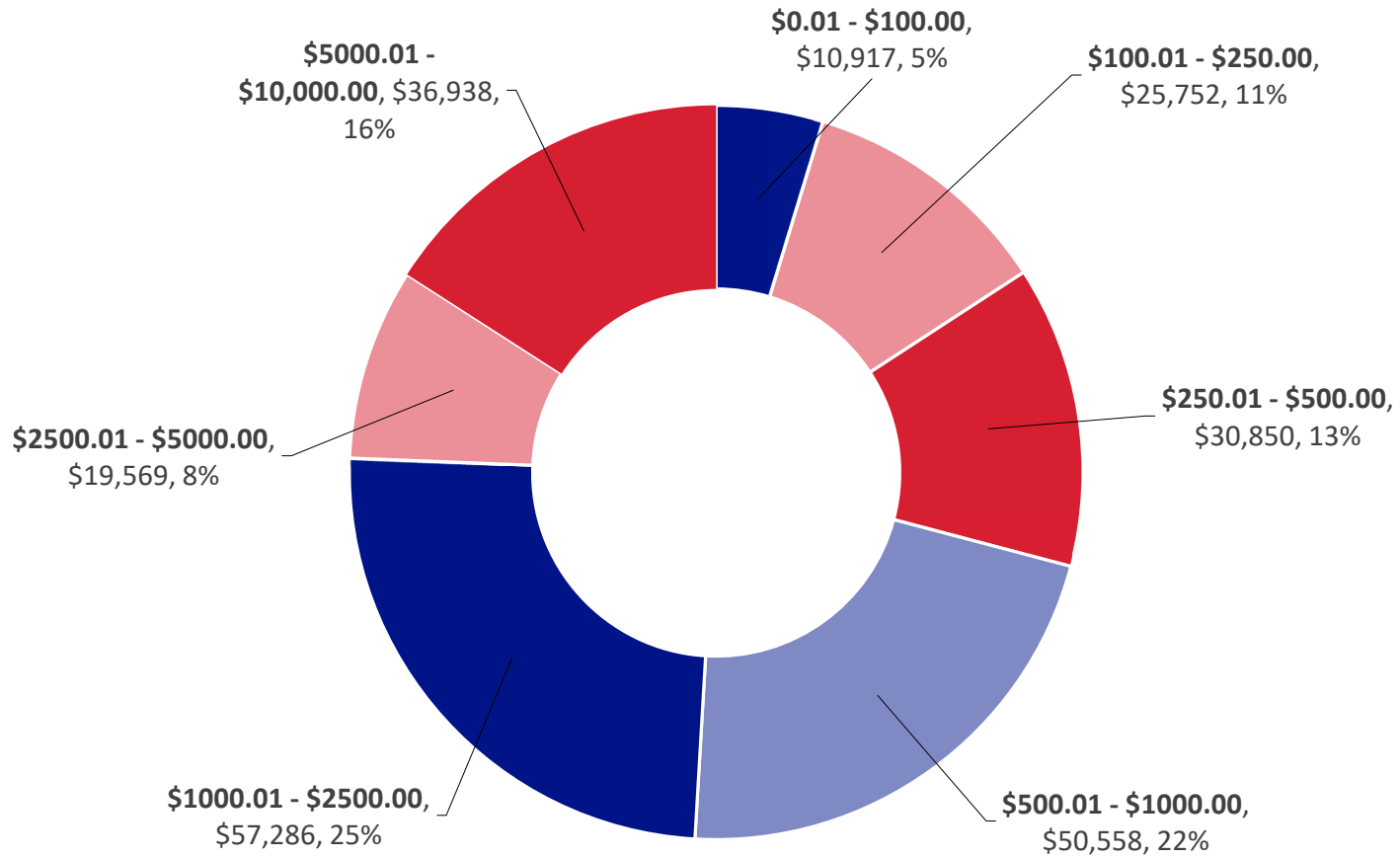
As of 10/17/2023 - Total Base Tax: \$231,870





DOLLAR RANGE CHART FOR CITY OF ANGLETON

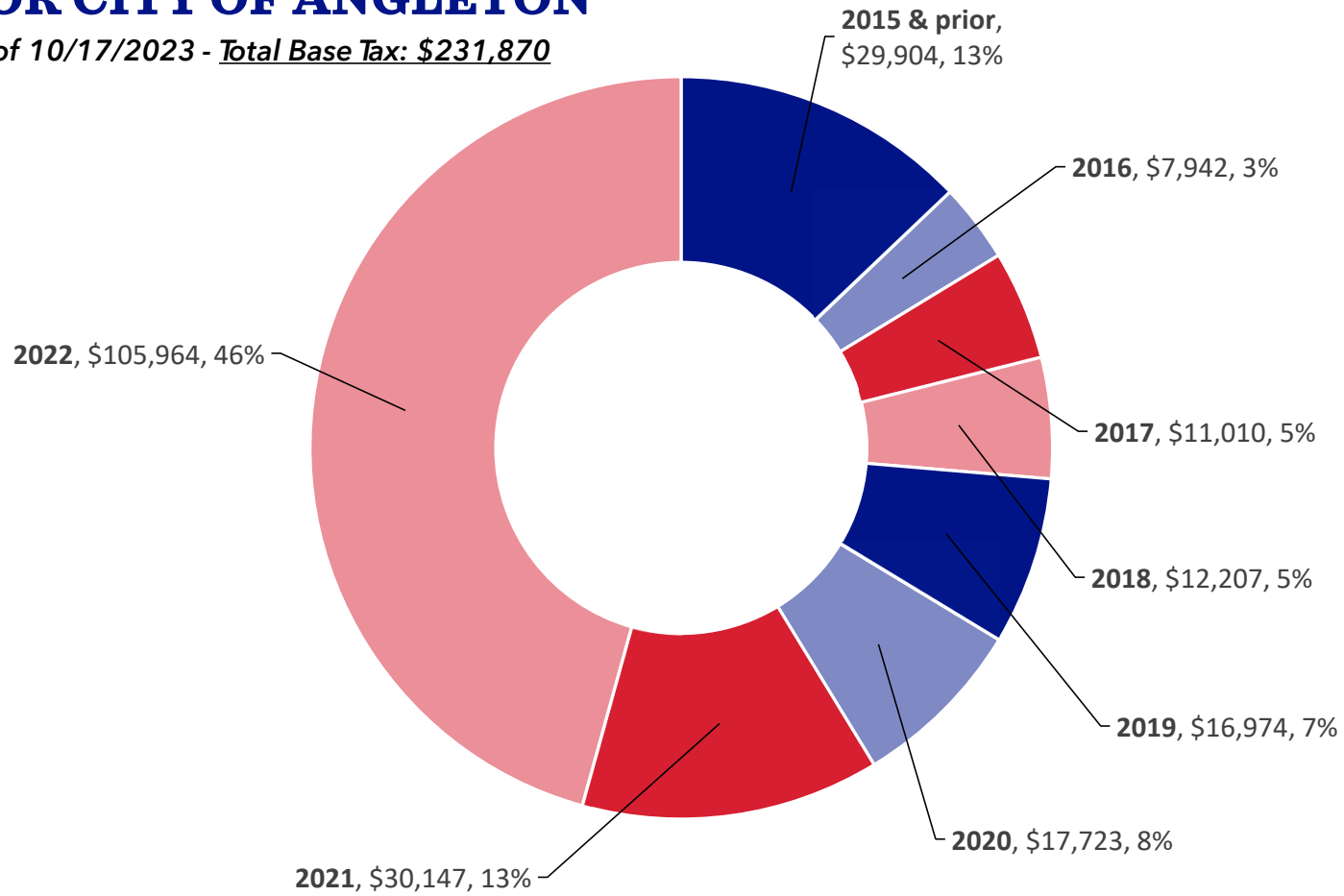
As of 10/17/2023 - Total Base Tax: \$231,870





TAX YEAR CHART FOR CITY OF ANGLETON

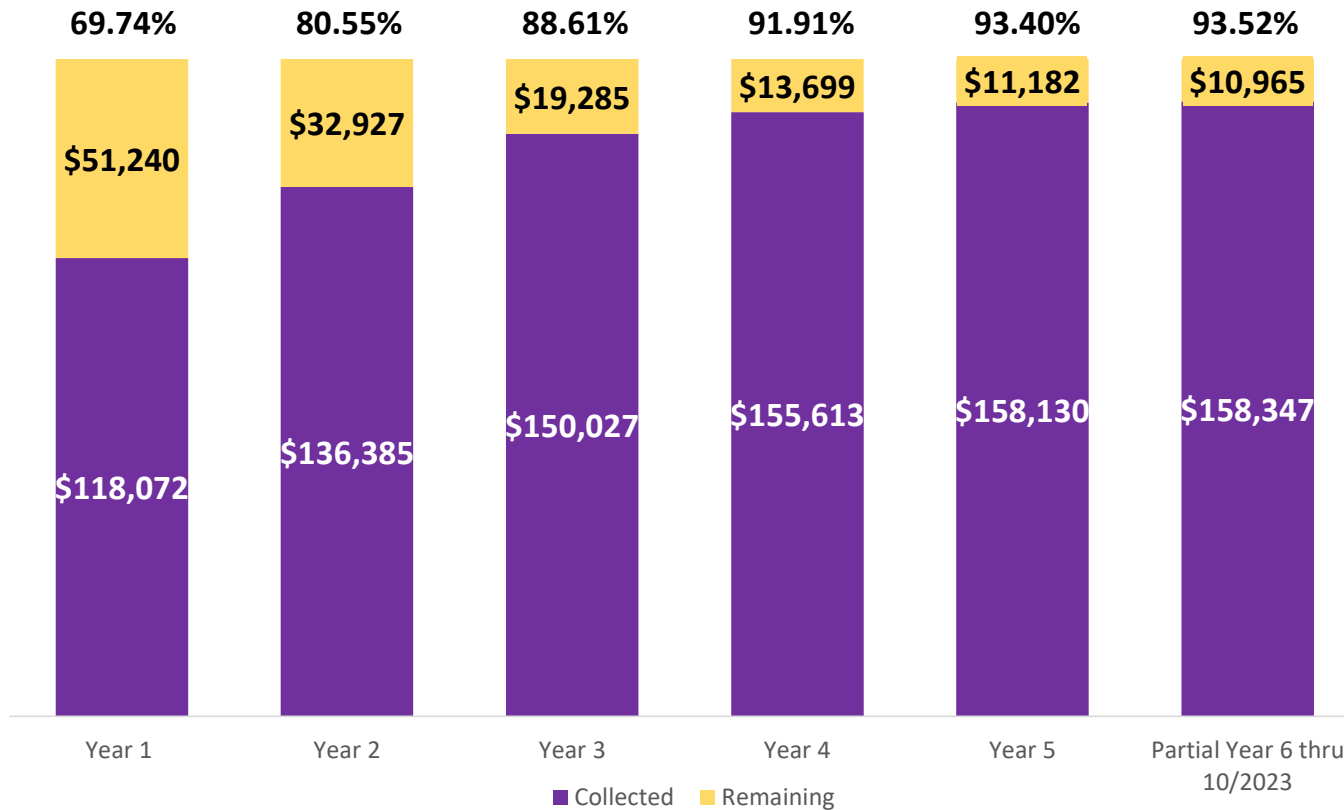
As of 10/17/2023 - Total Base Tax: \$231,870





2017 PERCENTAGE OF COLLECTION FOR CITY OF ANGLETON

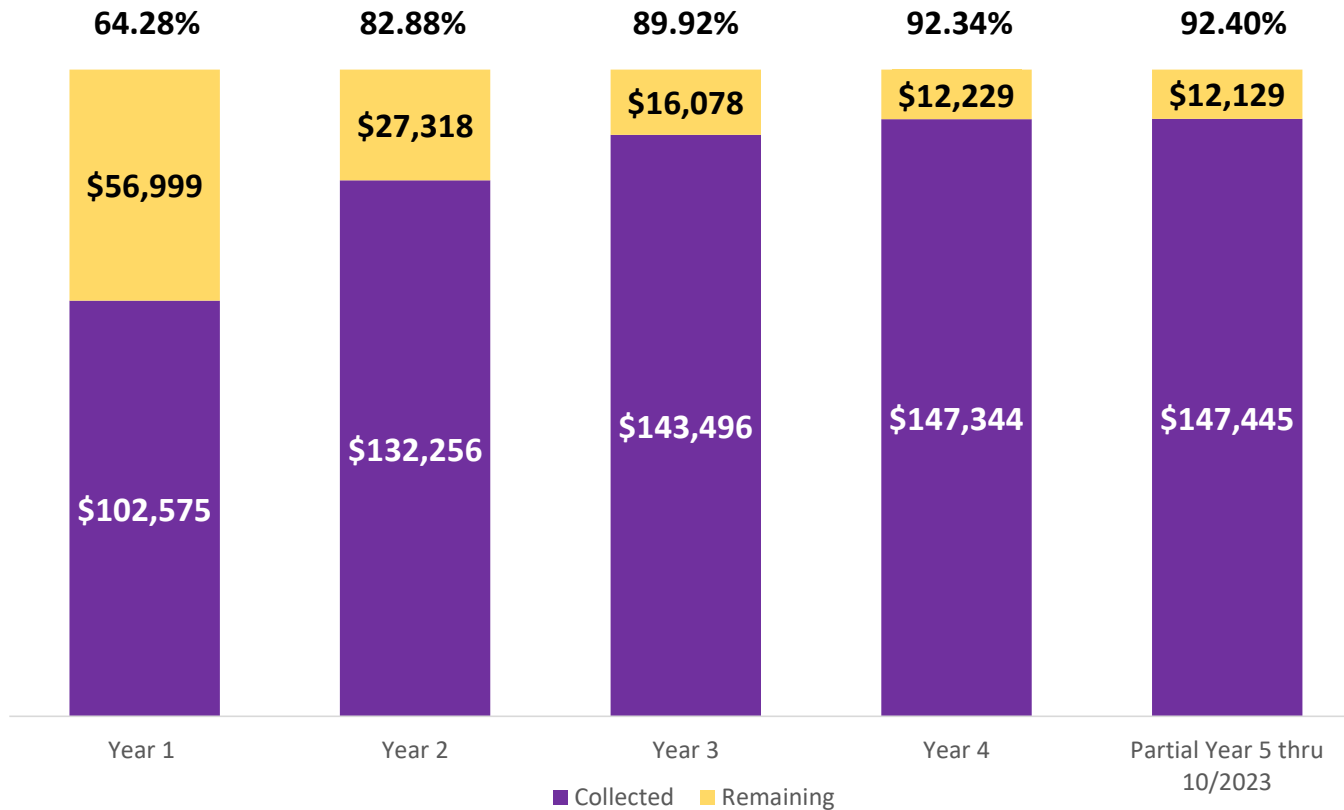
As of 07/01 - 6/30 for each year - Initial Outstanding Base Tax \$169,312





2018 PERCENTAGE OF COLLECTION FOR CITY OF ANGLETON

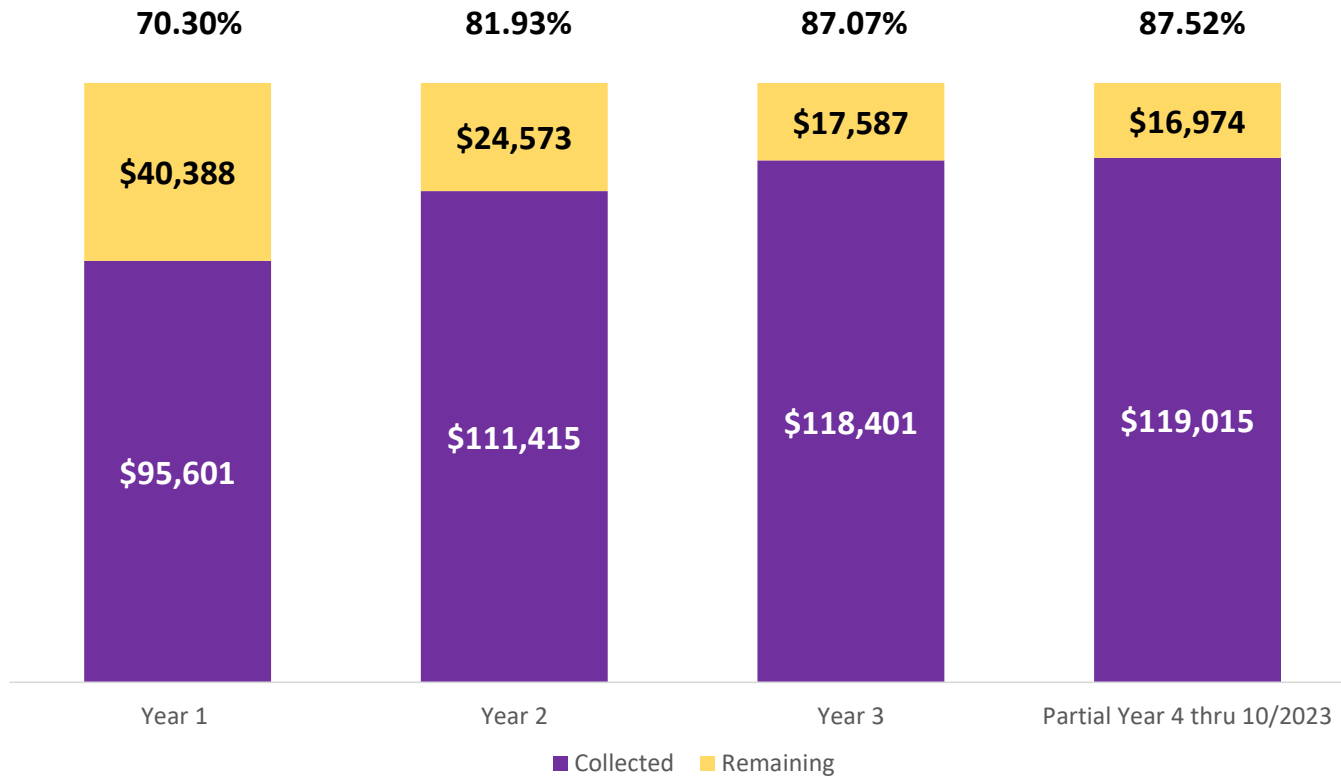
As of 07/01 - 6/30 for each year - Initial Outstanding Base Tax \$159,574





2019 PERCENTAGE OF COLLECTION FOR CITY OF ANGLETON

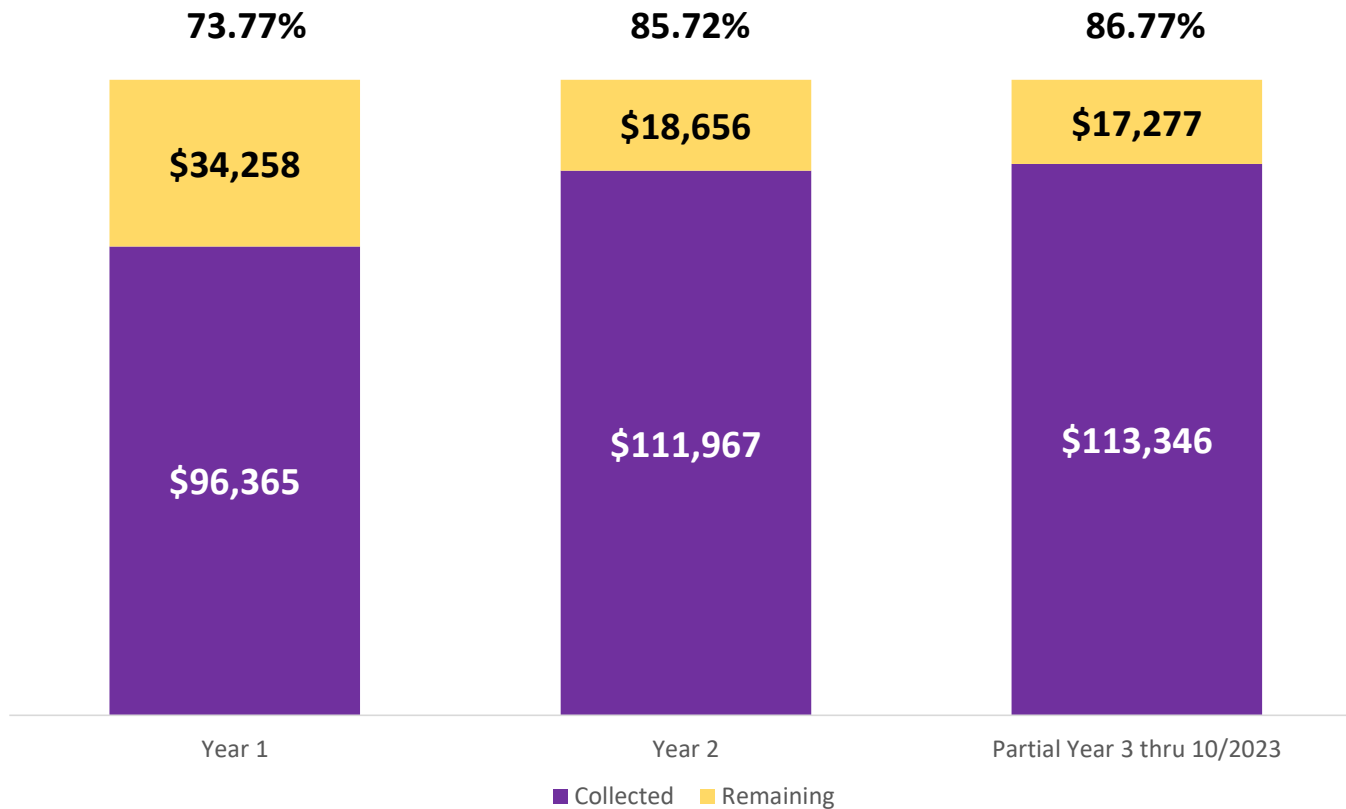
As of 07/01 - 6/30 for each year - Initial Outstanding Base Tax \$135,988





2020 PERCENTAGE OF COLLECTION FOR CITY OF ANGLETON

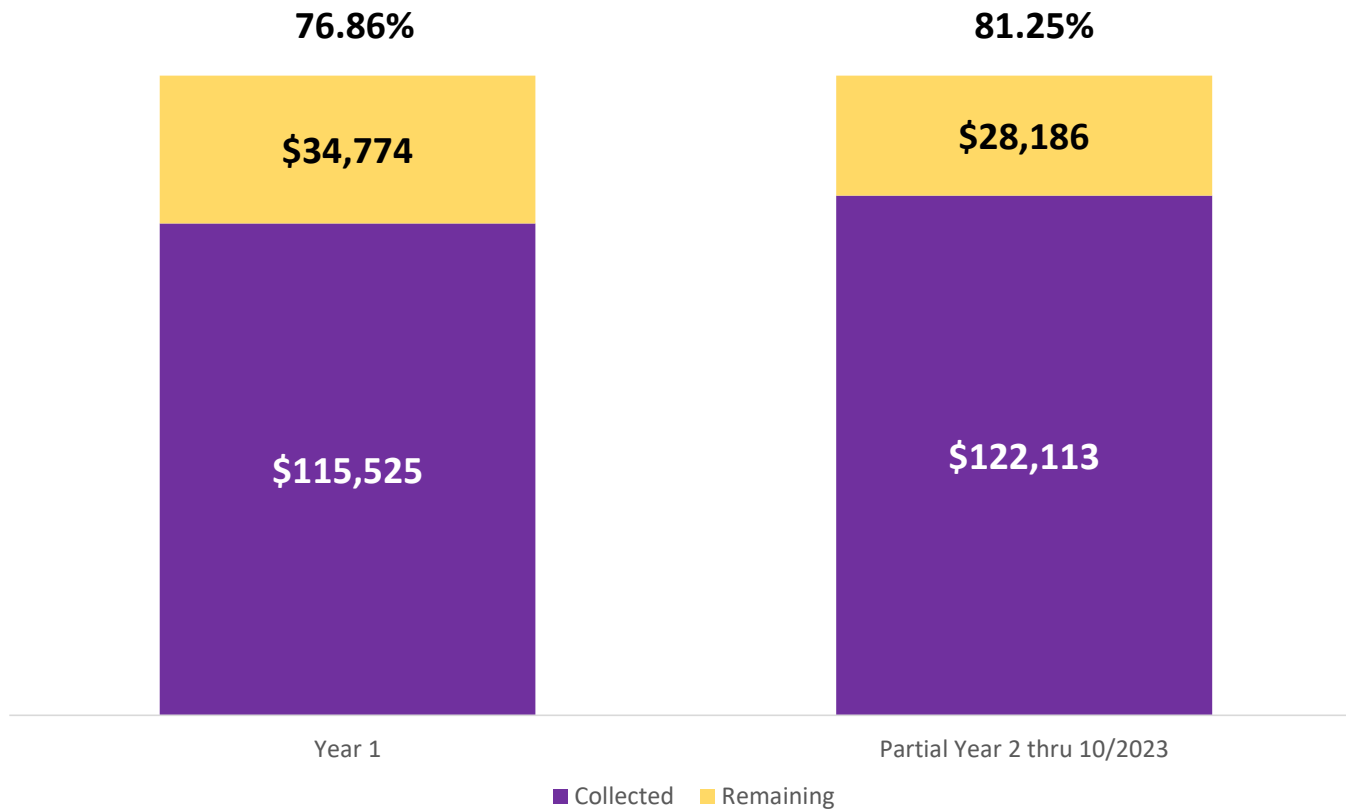
As of 07/01 - 6/30 for each year - Initial Outstanding Base Tax \$130,623





2021 PERCENTAGE OF COLLECTION FOR CITY OF ANGLETON

As of 07/01 - 6/30 for each year - Initial Outstanding Base Tax \$150,299






2022 PERCENTAGE OF COLLECTION FOR CITY OF ANGLETON

As of 07/01 - 6/30 for each year - Initial Outstanding Base Tax \$201,380

49.80%



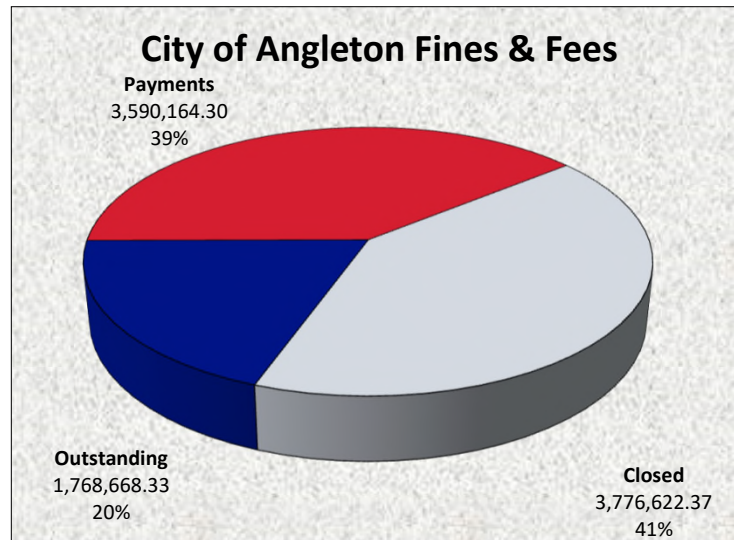
Partial Year 1 thru 10/2023

■ Collected ■ Remaining



FINE & FEE COLLECTION REPORT AS OF NOVEMBER 2, 2023 FOR THE CITY OF ANGLETON

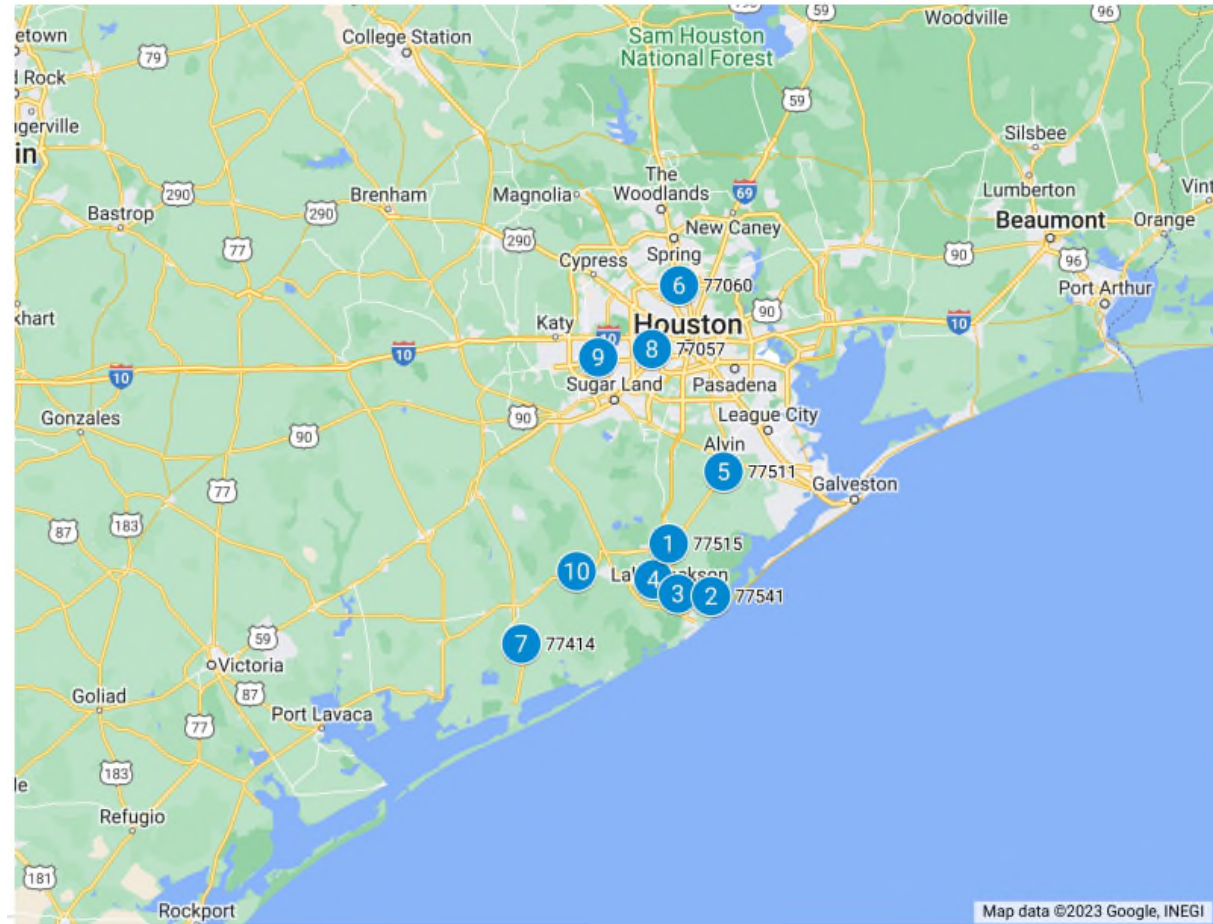
Court	Total Turnover		Payments and/or Partial Payments				Dismissed/Cleared				Total \$ % cleared	Total # % cleared	Letters Mailed	Address Corrections	Phone # Changes	Phone Contacts
	\$	#	\$	#	% of \$	% of #	\$	#	% of \$	% of #						
City of Angleton Fines	9,135,455.00	20,497	3,590,164.30	13,525	39.30%	65.99%	3,776,622.37	15,559	41.34%	75.91%	80.64%	141.89%	70,865	11,047	8,767	31,856





TOP 10 BAD ADDRESS ACCOUNTS BY ZIP CODE FOR THE CITY OF ANGLETON

- 1 77515 - \$36387.80(43)
- 2 77541 - \$14196.60(13)
- 3 77531 - \$10067.01(10)
- 4 77566 - \$4185.43(5)
- 5 77511 - \$4975.36(4)
- 6 77060 - \$3173.69(3)
- 7 77414 - \$2718.51(3)
- 8 77057 - \$1643.20(2)
- 9 77082 - \$3251.30(2)
- 10 77480 - \$2792.53(2)



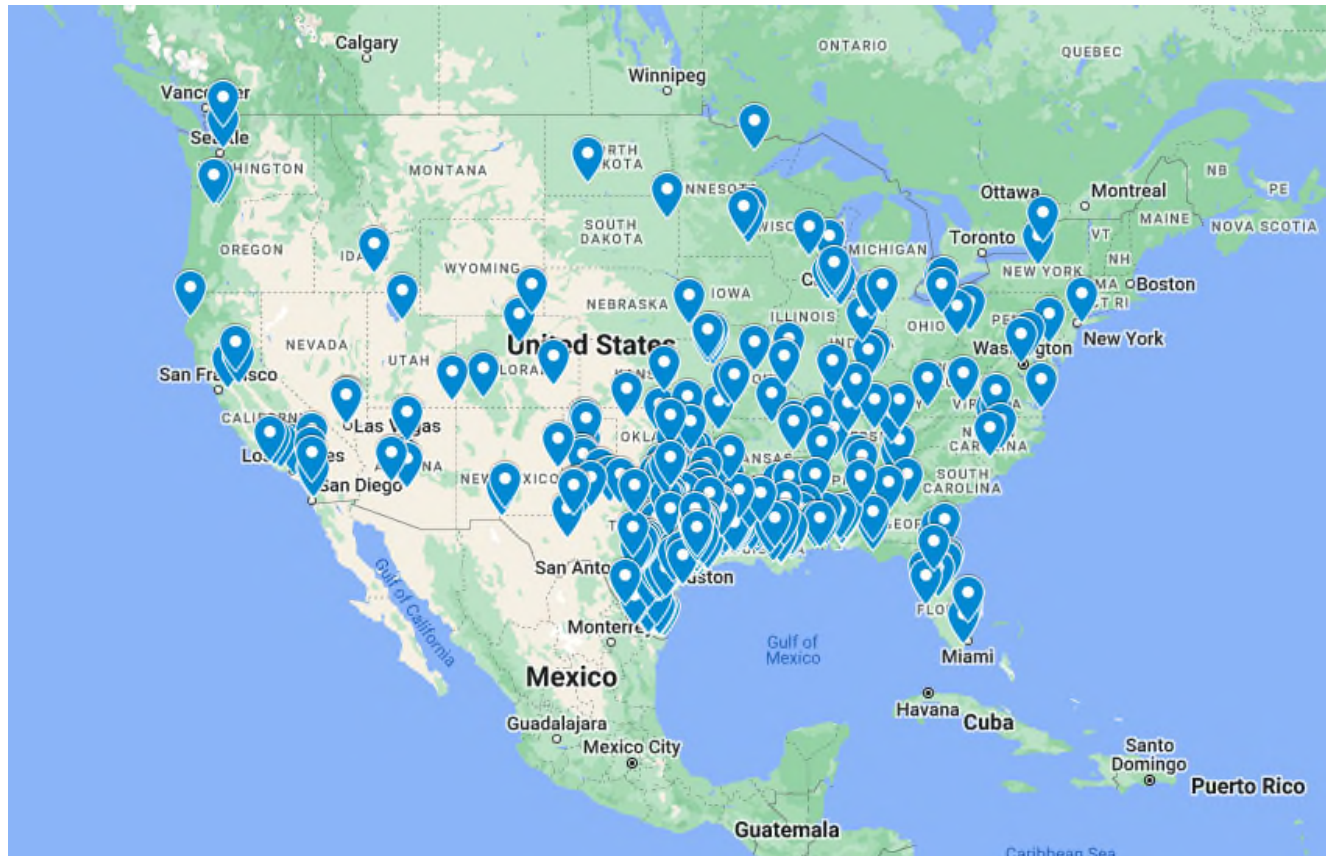
Map data ©2023 Google, INEGI



ALL ACCOUNTS FOR THE CITY OF ANGLETON

AngletonCity_All.xlsx

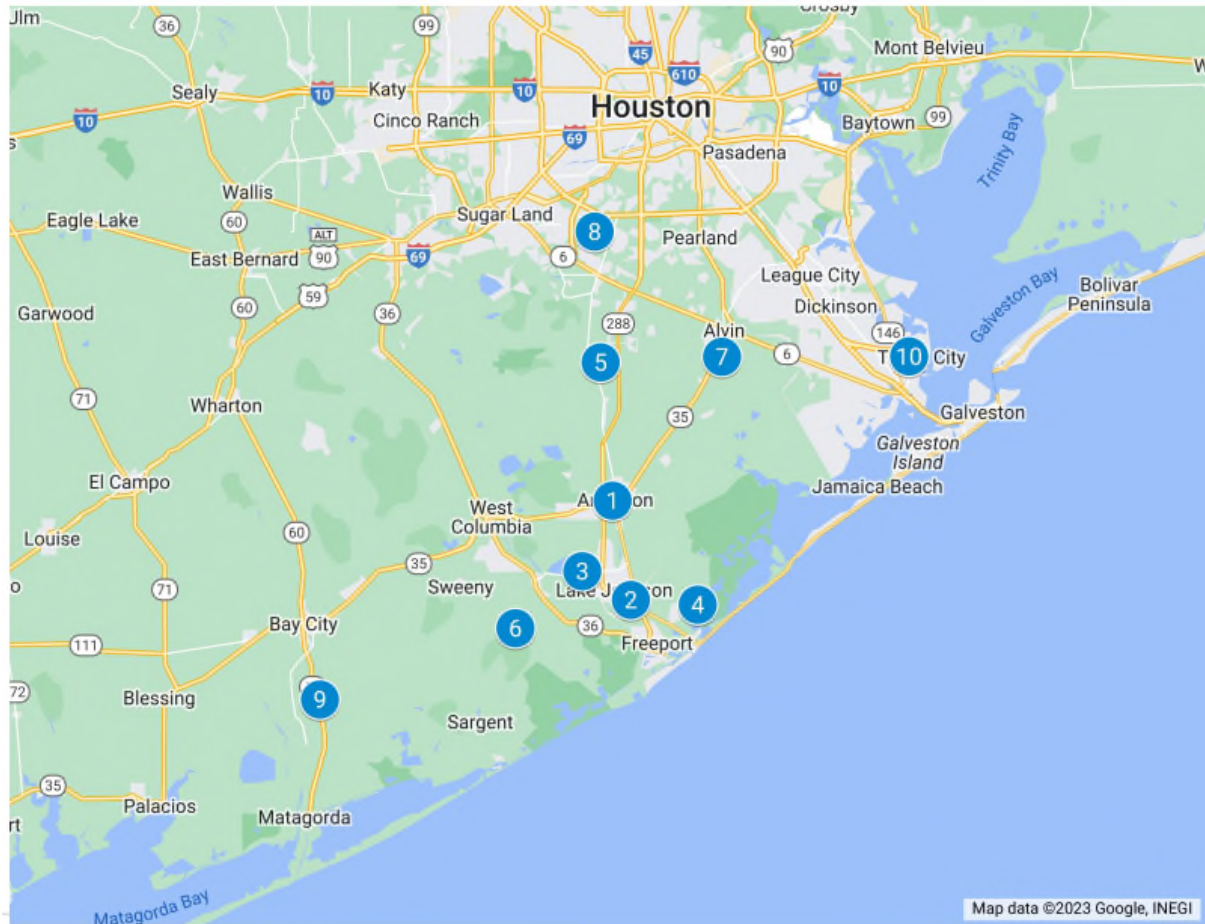
 All items





TOP 10 ACCOUNTS BY ZIP CODE FOR THE CITY OF ANGLETON

- 1
77515 - \$259355.76(318)
- 2
77531 - \$69334.03(80)
- 3
77566 - \$48654.28(64)
- 4
77541 - \$53306.61(61)
- 5
77583 - \$35374.27(40)
- 6
77422 - \$27149.33(38)
- 7
77511 - \$17993.71(23)
- 8
77053 - \$17917.17(16)
- 9
77414 - \$12680.34(16)
- 10
77590 - \$14211.11(15)





SUMMARY OF UTILITY ACCOUNTS FOR THE CITY OF ANGLETON

Balance Range	# of Accts	\$ of Accts
\$0-\$24.99	1,027	\$13,402.15
\$25-\$49.99	888	\$32,613.99
\$50-\$74.99	747	\$46,054.81
\$75-\$99.99	552	\$48,036.24
\$100-\$249.99	1732	\$277,795.36
\$250-\$499.99	812	\$279,958.78
\$500-\$999.99	419	\$292,143.83
> \$1,000	198	\$315,657.98
Grand Totals	6,375	\$1,305,663.14

Year	# of Accts	\$ of Accts	% of \$ Amount
1995	1,196	\$ 129,832.49	9.9%
2000	200	\$ 25,849.35	2.0%
2001	432	\$ 42,713.58	3.3%
2002	448	\$ 41,985.07	3.2%
2003	233	\$ 24,342.13	1.9%
2004	69	\$ 21,012.45	1.6%
2005	55	\$ 20,786.10	1.6%
2006	72	\$ 22,205.13	1.7%
2007	60	\$ 22,317.73	1.7%
2008	49	\$ 22,603.18	1.7%
2009	40	\$ 23,407.83	1.8%
2010	234	\$ 25,658.73	2.0%
2011	258	\$ 30,653.40	2.3%
2012	333	\$ 30,621.96	2.3%
2013	193	\$ 40,736.16	3.1%
2014	192	\$ 73,438.24	5.6%
2015	255	\$ 73,076.72	5.6%
2016	136	\$ 73,857.33	5.7%
2017	805	\$ 72,308.67	5.5%
2018	239	\$ 89,879.42	6.9%
2019	328	\$ 121,295.73	9.3%
2020	179	\$ 109,020.78	8.3%
2021	127	\$ 83,091.04	6.4%
2022	242	\$ 84,969.92	6.5%
Grand Totals	6,375	\$1,305,663.14	100.0%