




STAFF REPORT





**CITY SECRETARY'S
OFFICE**

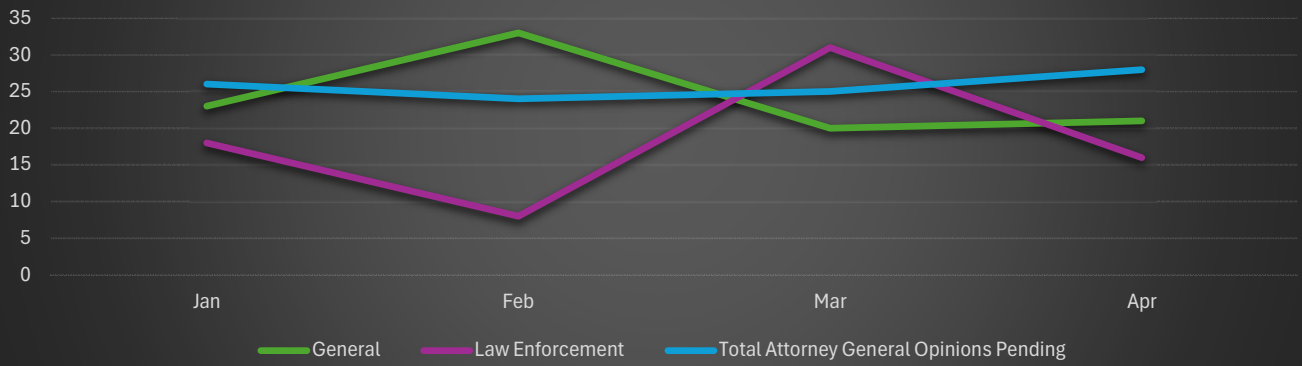


**CITY OF ANGLETON, TEXAS
OFFICE OF THE CITY SECRETARY
APRIL 2026 REPORT**

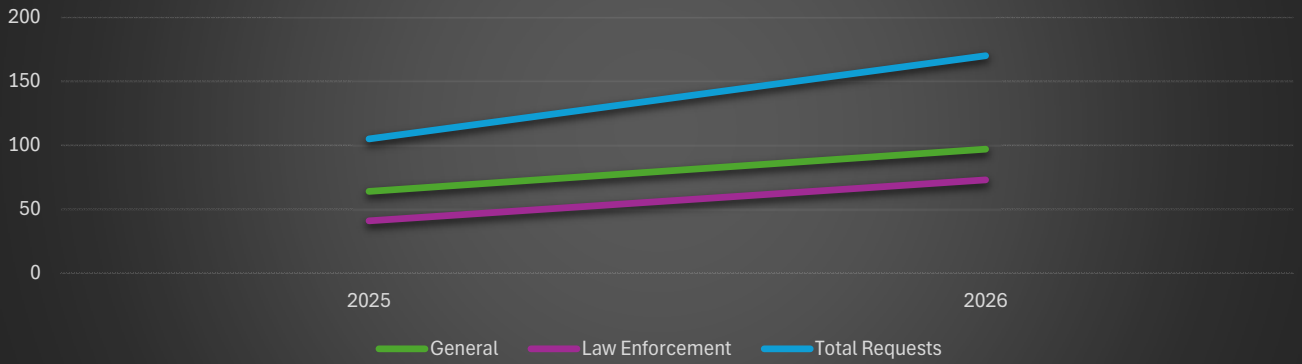
ACTIVITY	DESCRIPTION	MONTHLY TOTAL	YEAR-TO-DATE TOTAL
City Council Agendas	City Council meeting agendas, workshop agendas, and Notice of Quorums prepared and posted in accordance with Local Government Code	3	12
Executive Sessions	Executive Sessions posted	1	3
Council Minutes	Minutes approved	2	13
Ordinances	Ordinances written, processed, and/or published	1	10
Resolutions	Resolutions written and processed	2	11
Contracts/Agreements	Contracts & Agreements approved and executed	1	16
Deeds/Easements	Plats, deeds, and easements executed and recorded	0	1
Bids/RFPs/RFQs	Bids, RFPs, or RFQs awarded	0	2
Laserfiche Imaging	Scanned pages City-wide documents	177	12,830

OTHER:

Requests Received and Attorney General Opinions Pending 2026 Monthly Trend

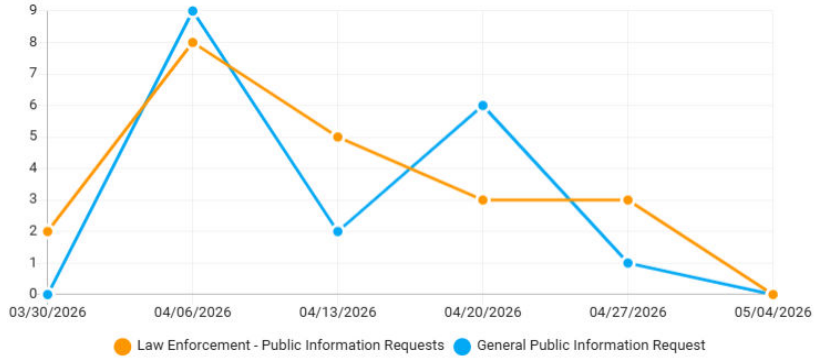


Public Information Requests 2025-2026 Year-To-Date Comparison



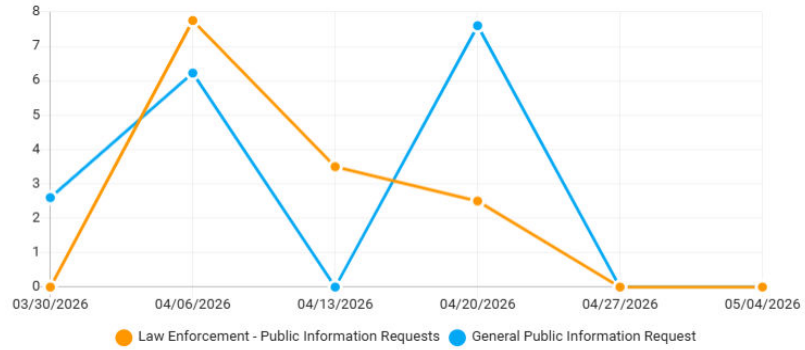
Processed Requests

April 2026



Average Completion Time

April 2026



21

Law Enforcement - Public Information Requests

18

General Public Information Request

4.55

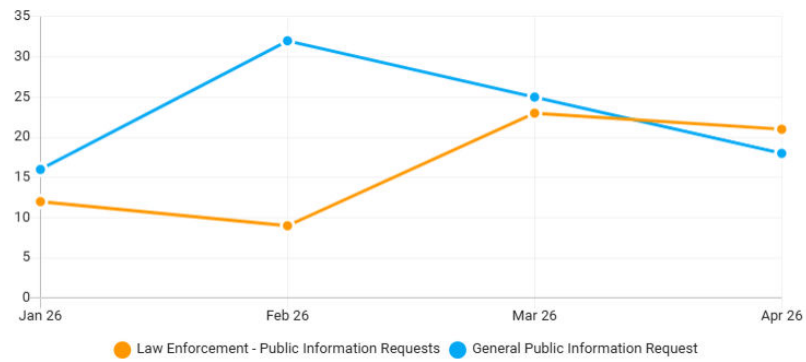
Law Enforcement - Public Information Requests

5.63

General Public Information Request

Processed Requests

Year-to-Date



65

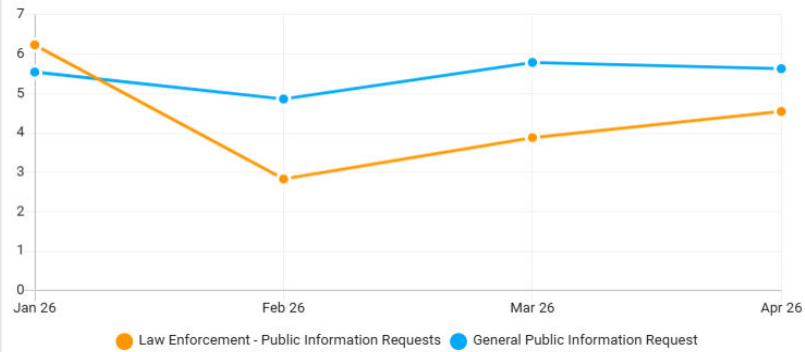
Law Enforcement - Public Information Requests

91

General Public Information Request

Average Completion Time

Year-to-Date



4.69

Law Enforcement - Public Information Requests

5.39

General Public Information Request



COMMUNICATIONS & MARKETING



PROJECTS

1. King Municipal Operations Center (KMOC)

KMOC PROJECT UPDATE 5/5/2026

UPDATES (REFER TO LOOKAHEAD):

1. Above ceiling MEP nearly complete
2. Tape/float interior walls
3. Locker Room and restroom floor tile nearly complete
4. Aluminum canopy install complete
5. Ready for TNMP to run wire to meter can from transformer
6. Storefront complete
7. Site lighting install complete
8. Ceiling grid install week of 5/4
9. Fire alarm wire nearly complete
10. Interior door frame install ongoing
11. Interior walls are primed
12. Locker install scheduled for week of 5/11
13. Paint for exterior steel items and exposed ceiling in progress
14. HVAC ready for power
15. Millwork and p-lam doors ready to deliver/install after power
16. FRP installed week of 5/4
17. Flagpole installed
18. Locker room trench drains installed

ISSUES:

1. No major issues on site

Three Week Look Ahead



KMOC - 3 Week
Look-Ahead Schedu

Progress Pictures















Memorial Graphics/Graphics/Bronze Plaque

Progress is being made on memorial graphics, departmental graphics for training room and the bronze plaque for the front of the building.

DEPARTMENTAL SUPPORT/COLLABORATION

- Groundbreaking support for Abigail Arias Park
- Support for donor software and development for Abigail Arias Campaign
- Recycling Survey – To date 283 Responses

SPECIAL EVENTS

Eat Local Shop Local Concert – by the Heart in Downtown Angleton!

CONCERT
BY THE HEART
in Downtown ANGLETON

New Location
By the Heart Downtown
— May 23rd Starting @ 6:30pm —

Derek Spence
A Tribute to George Strait

Texas-based and performing at top venues, Derek Spence brings “King George” to life with an authentic look, sound, and stage presence. Don't miss A Tribute to George Strait featuring Derek Spence with opening band, Southern County Line.

HR Thank you to our Sponsor!

EAT LOCAL • SHOP LOCAL
★ ANGLETON, TX ★

Join us as we kick off Angleton's new Eat Local, Shop Local campaign—an initiative dedicated to celebrating and supporting the businesses that are the backbone of our community. When you choose local, you invest in your neighbors, strengthen our economy, and help Angleton thrive.

THE HEART OF BRAZOS COUNTY
ANGLETON

Business Participation:

We have invited all commercial water customers by letter to join us by setting up a booth along the perimeter of the event. This is a unique opportunity to connect directly with residents, showcase their business, and be part of a meaningful community initiative.

Participation is completely free, and electricity will be available for lighting. We simply ask that they notify us in advance so we can ensure adequate space for all participants.

Businesses are encouraged to share information about products or services, offer promotions, coupons, or giveaways, highlight job opportunities, create an inviting space that reflects your brand, and engage with the community in a way that is authentic to your business.

Food Trucks and Logistics are being finalized, and marketing campaign is underway. The response to the artist has been very positive.

Additional Concert by the Heart – May 29 announcement coming soon!

Freedom Fireworks:

The City of Angleton received proposals for the 2026 Freedom Fireworks event from the following companies:

- Celestial Displays, LLC
- Magic in the Sky
- Sky Wonder Pyrotechnics

After evaluating each proposal, staff recommend awarding the contract to **Celestial Displays, LLC** for a 20-minute fireworks display in the amount of **\$25,350**, with an additional **\$1,000 add-on** to incorporate a 250th Anniversary commemorative element.

Celestial Displays provides the best overall value to the city by combining a proven track record of successful shows in Angleton, a high-quality synchronized display with reliable audience music delivery, and the ability to incorporate a meaningful 250th celebration element. The proposed cost remains consistent with prior year's value while expanding the show duration and enhancing the overall experience for the community.

Artisan Market – Labor Day Weekend 2026

We have placed all returning vendors and done a call for new vendors and have recently completed the first round of acceptance. We have filled the Auditorium and Hall of Exhibits and all but six booth spaces in the Commercial Hall which we are looking to fill with some items not yet represented. Food trucks are secured.

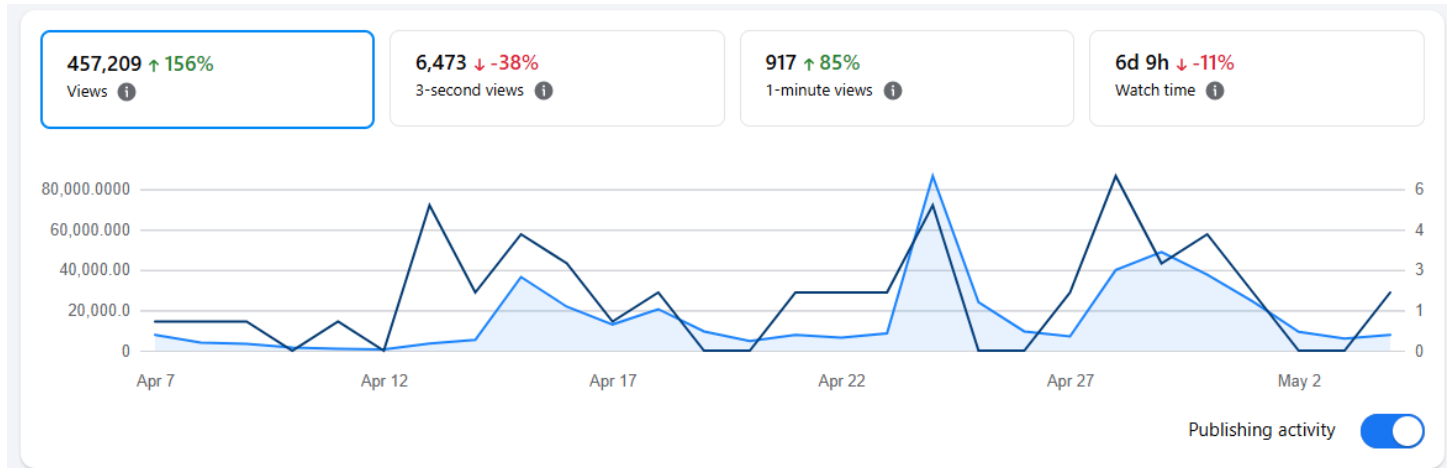
September 25, 2026 – Tejano Night Concert with Leslie Lugo Band

Angleton Market Days - November 21/22 Save the Date

Heart of Christmas – Saturday, December 5 Save the Date!

COMMUNICATIONS

Insights



Top Content

Top content

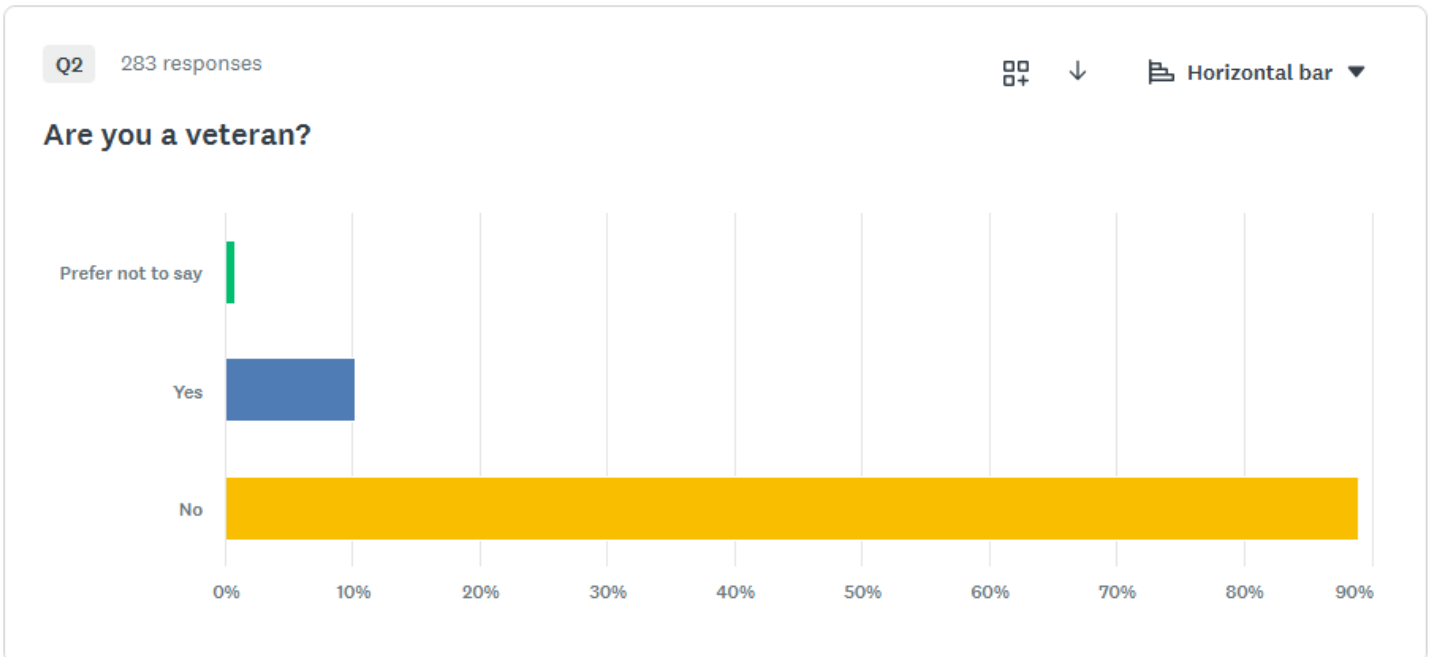
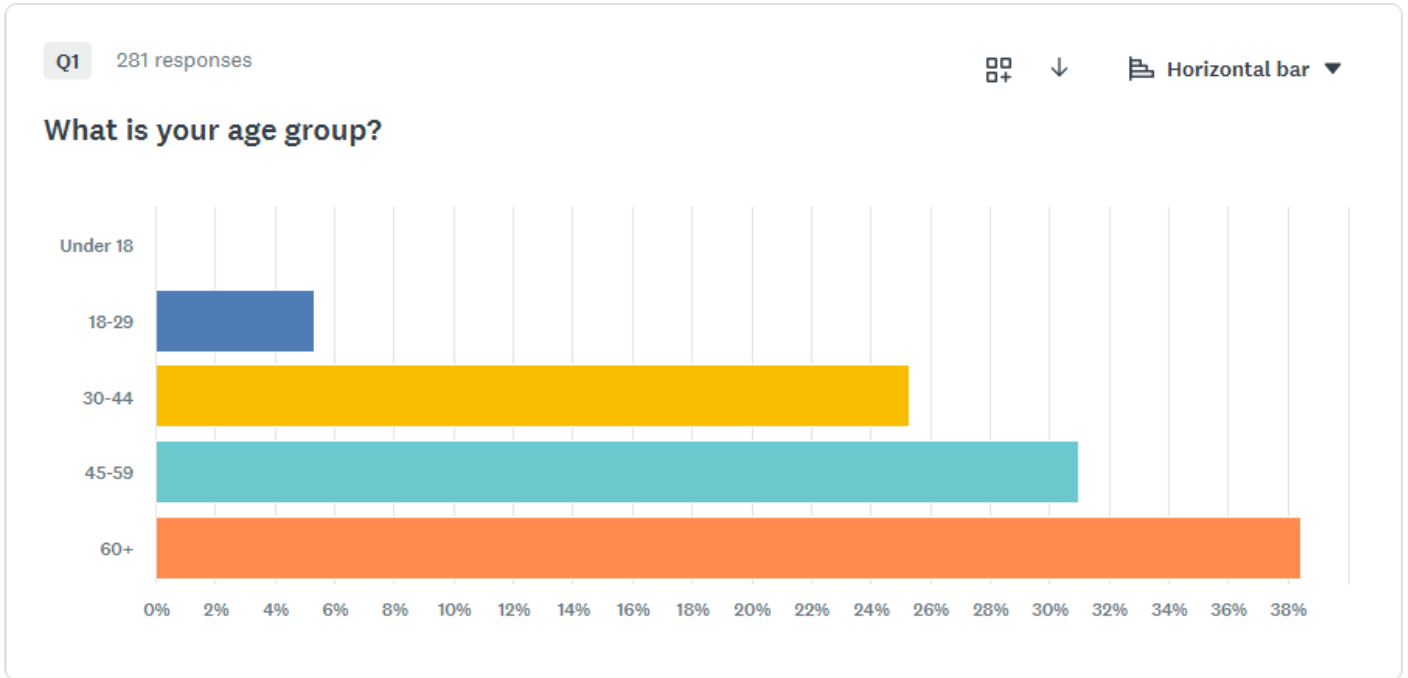
<p>Fri Apr 24, 10:31am 78,406 Views</p>	<p>Wed Apr 29, 4:35pm 39,271 Views</p>	<p>Wed Apr 15, 3:50pm 34,694 Views</p>	<p>Fri Apr 17, 6:17pm 29,317 Views</p>	<p>Wed Apr 15, 4:43pm 20,569 Views</p>	<p>Thu Apr 30, 1:48pm 19,718 Views</p>
--	---	---	---	---	---

<p>Expires 2026-06-18</p> <p>ANGLETON SOLICITOR PERMIT</p> <p>Solicitor's Name</p> <p>ANGLETON</p> <p>Name of Company</p> <p>Tue Apr 28, 11:36am 19,488 Views</p>	<p>THE FEARFUL ANGLETON</p> <p>SoCo</p> <p>Fri Apr 24, 7:30am 15,236 Views</p>	<p>Tue Apr 28, 12:26pm 13,251 Views</p>	<p>Water LEAK</p> <p>Tue Apr 28, 10:01pm 12,738 Views</p>
---	--	--	---

SURVEY RESULTS

Garbage and Recycling Customer Survey

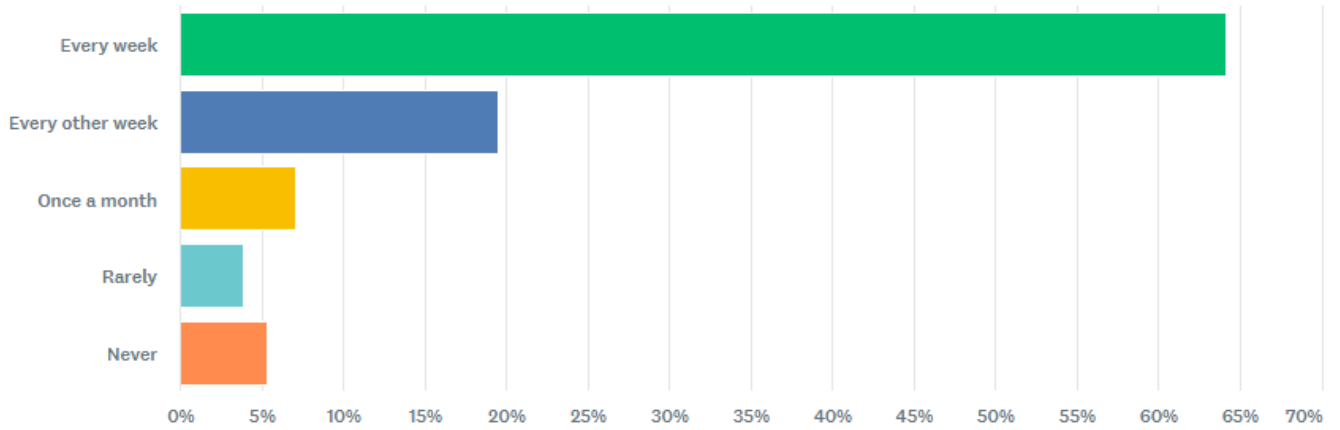
Page 1



Q3 282 responses

Horizontal bar

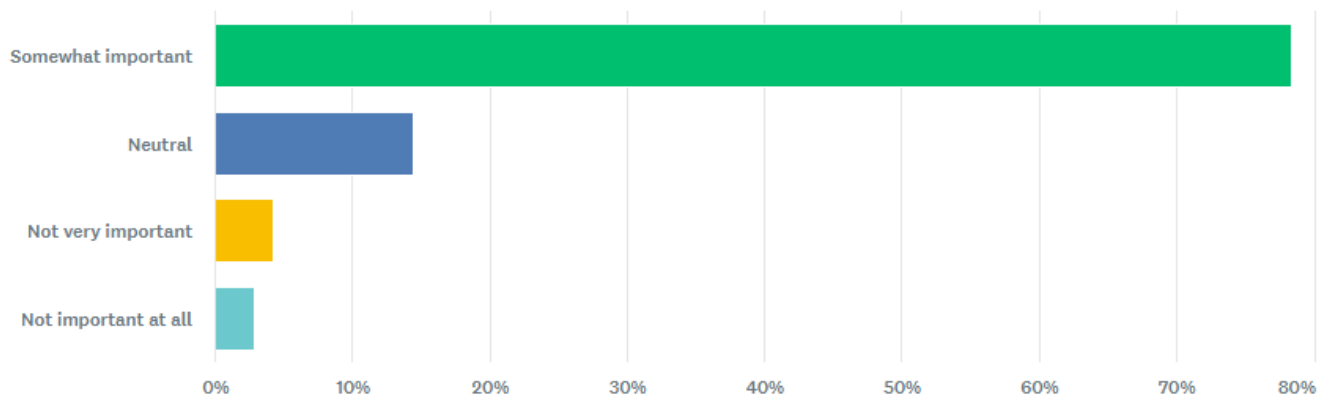
How often do you set out materials for recycling collection at your home?



Q4 283 responses

Horizontal bar

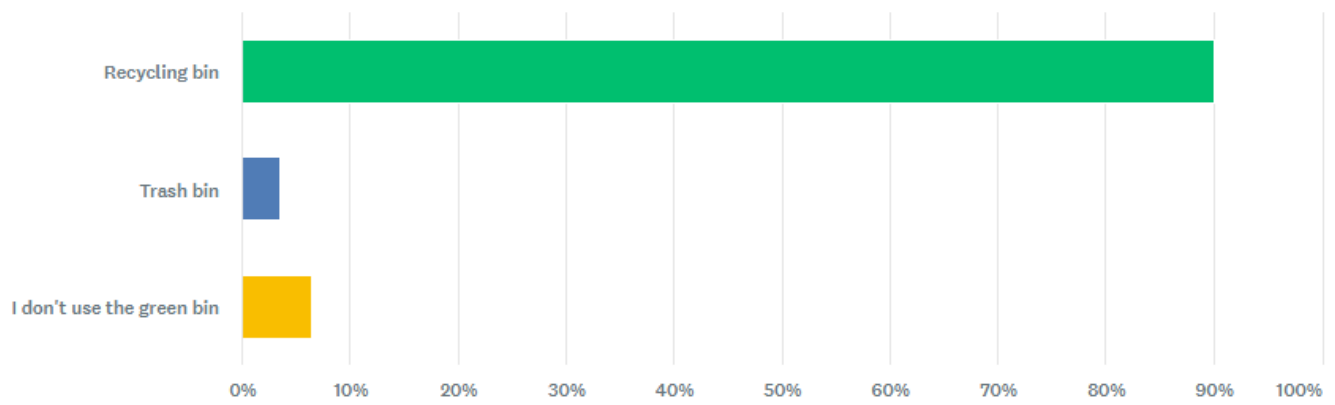
How important is recycling to you?



Q5 282 responses

Horizontal bar

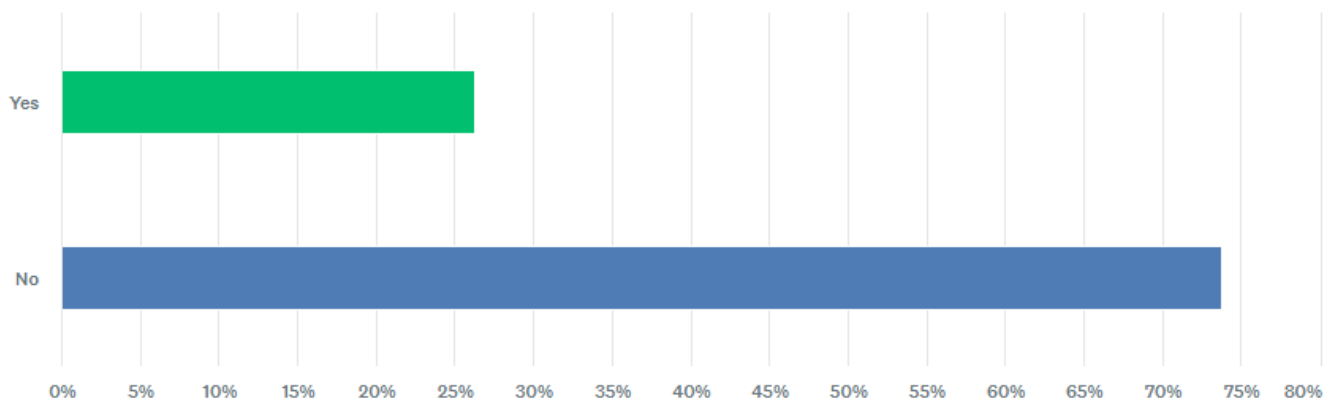
Do you use your green bin as a recycling bin or a trash bin?



Q6 282 responses

Horizontal bar

Would you recycle if you had the option to drop at a centralized collection center instead of curbside?



SALES TAX

April 2026 [view](#) →

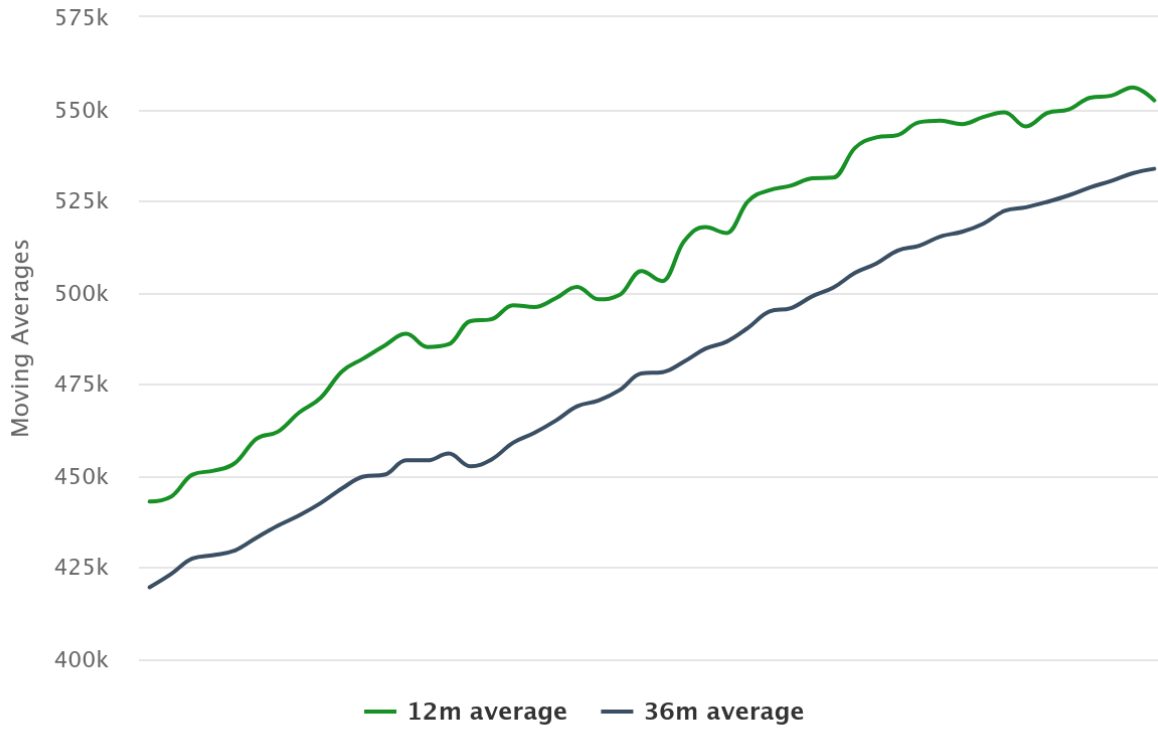
\$469.37k

↓ (8.4%)

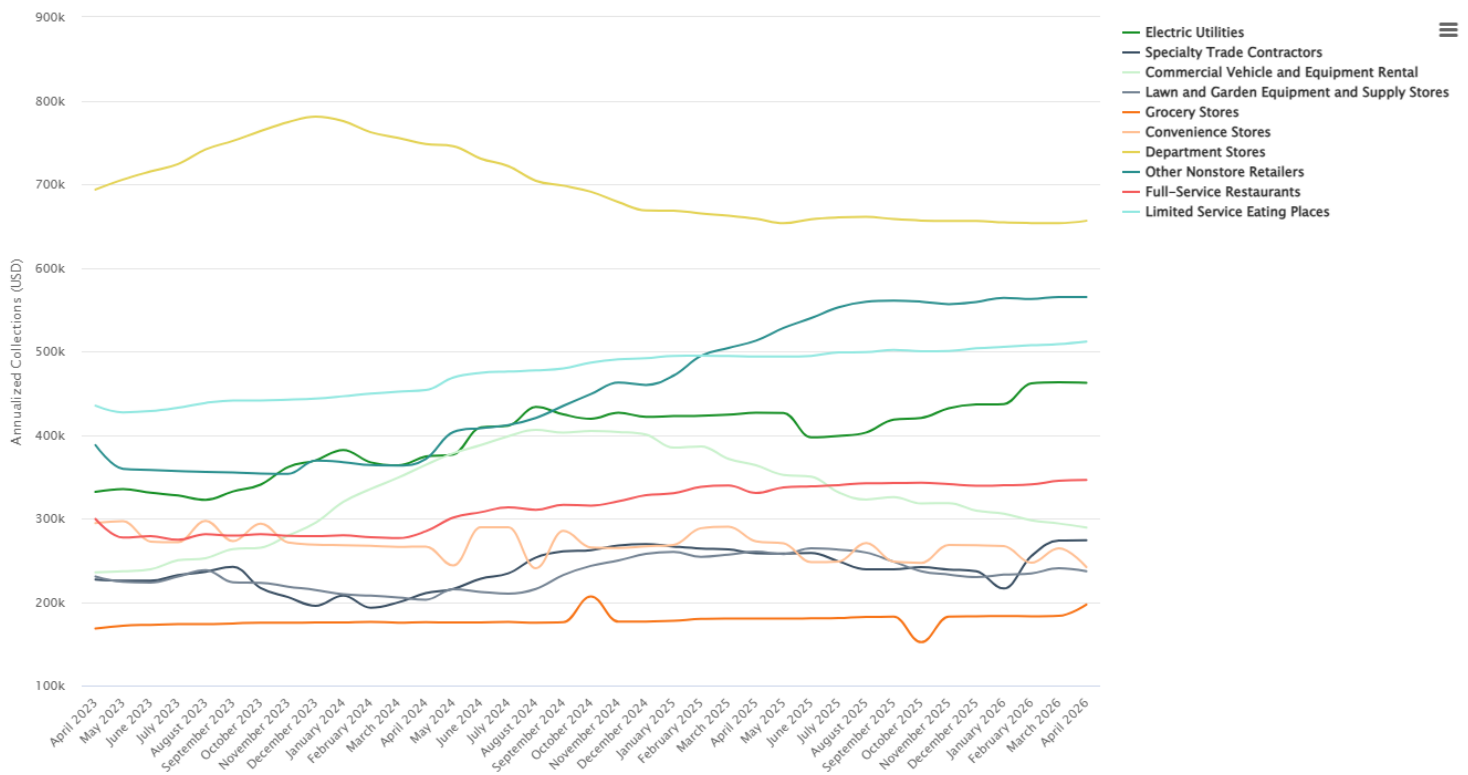
YTD

\$2.22m

↑ 1.4%



How have the top 10 industry codes performed over the past 3 years?



How have the annual collections of our industries changed over the past two years?

	April 2024	April 2026	% of Total in April 2026
Retail	\$2,802,416	\$3,062,103	46%
General Services	\$1,343,598	\$1,485,557	22%
Food	\$751,653	\$869,740	13%
Professional Services	\$491,320	\$546,968	8%
Wholesale	\$162,364	\$277,313	4%
Manufacturing	\$264,166	\$217,605	3%
Miscellaneous	\$130,075	\$130,534	2%
Agricultural	\$15,269	\$48,832	1%
Accommodation	\$585	\$639	0%

[View all →](#)

Respectfully submitted,

Martha Eighme, PCED, CPC, CTE
 Director of Communications and Marketing




DEVELOPMENT SERVICES

PRIORITY PROJECTS

1. Comprehensive Master Plan Update:

PHASE 1 COMPREHENSIVE PLAN UPDATE	
MONTHS 1-8	Status
MOBILIZATION	
Work session with the City Council, Planning and Zoning Commission, & others	<ul style="list-style-type: none"> City Council Work Session - May 27, 2025 at 6 p.m.
Formation of Advisory Committee (Comprehensive Plan Advisory Committee - CPAC)	<ul style="list-style-type: none"> Approved by the CC on May 27, 2025. Staff sent the list on June 6, 2025.
CPAC Advisory Committee meeting Update	<ul style="list-style-type: none"> July 17, 2025 Kick-off Session. Held on Sunday, August 31, 2025, 11AM - 3:30 PM <p>Community Engagement Booth at the Angleton Artisan Market, Brazoria County Fairgrounds</p> <p>Very good feedback was received from the public.</p> <p>Please Take the new Survey:</p> <p>https://www.surveymonkey.com/r/AngletonComprehensivePlanUpdate</p>

<p>CPAC Committee Meeting</p> <p>CPAC Engagement Opportunity</p> <p>Angleton Market Days (Engagement Activity)</p> <p>Heart of Christmas (Engagement Activity)</p> <p>CPAC Bus Tour Land Use Engagement Activity</p> <p>Community Engagement Session- Angleton High School Students</p> <p>Community Engagement Session, Senior Residents COA PRD</p> <p>City Council Update</p> <p>Pending Meeting with Consultant and Mayor Wright</p> <p>Next CPAC Meeting</p> <p>Building Code Analysis and Comparison</p>	<ul style="list-style-type: none"> • <i>Wednesday, Oct. 15, 2025</i> • <i>City Leadership: 11/1/2025</i> • <i>Saturday, November 14, 2025</i> • <i>Saturday, December 6, 2025</i> • <i>Wednesday, January 14, 2026</i> • <i>Thursday, February 19, 2026</i> • <i>Thursday, February 19, 2026</i> • <i>Tuesday, March 10, 2026</i> • <i>Mid-April, 2026</i> • <i>End of May, 2026.</i> • <i>See Attached Consultant Comparison/Item may be discussed on the May 26th Agenda</i>
 <p>CITY'S COMPREHENSIVE PLAN MAP EXERCISE</p> <p>Please click the link below to share your concerns and/or recommendations for the topics listed below. This is an interactive map that can be zoomed in or out to pinpoint a location and write your feedback. For example, if you have feedback about Lakeside Park or the SH 288 & SH 35 intersection, you can drop a pin directly on that location.</p> <ul style="list-style-type: none"> • Residential Uses • Non-residential Uses • Mobility • Infrastructure • Resiliency and Sustainability • Facilities, Parks, and Open Spaces • Character and Image <p>THE HEART OF TARRANT COUNTY ANGLETON</p>	<p>COMP PLAN MAP TOOL:</p> <p>To give your input on specific area recommendations, please consider giving us your future ideas for Angleton by clicking the Mapping Exercise image. Once entered, you can track the mapping exercise progress entered to-date here: Link</p> <p>If you can access the links, please visit the Comprehensive Plan Website at our URL: https://www.angleton.tx.us/527/Comprehensive-Plan-2025-Update for updates and to access the links. Thank you.</p>

2. DEVELOPMENT SERVICES MONTHLY REPORT TOPICS

City Council 5/12/2026 Agenda Items:

1. Discussion and possible action on Plat Extension requests for the Ashland Development Sections 7, 8, and Street Dedication #5 Preliminary Plats.
2. Discussion and update on two (2) potential development projects located at 710 West Mulberry Street and 513 West Mulberry Street, Angleton, Texas by Jason Riley.
3. Discussion and possible action on a request to approve a Natural Gas Pipeline extension by Marathon Pipe Line LLC, to run West to East transecting Coal Road, State Highway 288-Business, Shanks Road, Downing Road, and Farm-to-Market (FM) 523, originating from the City of Sweeny and ending in the City of Texas City, Texas.

3. CERTIFICATE OF OCCUPANCY REPORT:

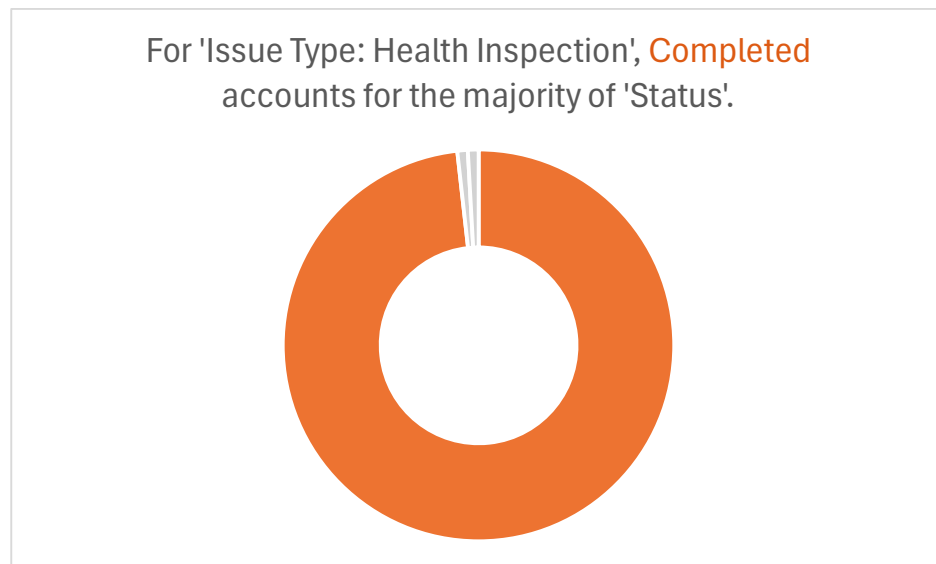
The Certificate of Occupancy- Residential Report is attached.

Month	2026 Residential Total C.O.'s
January	19
February	17
March	16
April	14
May	
June	
July	
August	
September	
October	
November	
December	
Yearly Total	66

4. Code Enforcement Summary Report- As of 5/6/2026

Issue Type	Health Inspection
------------	-------------------

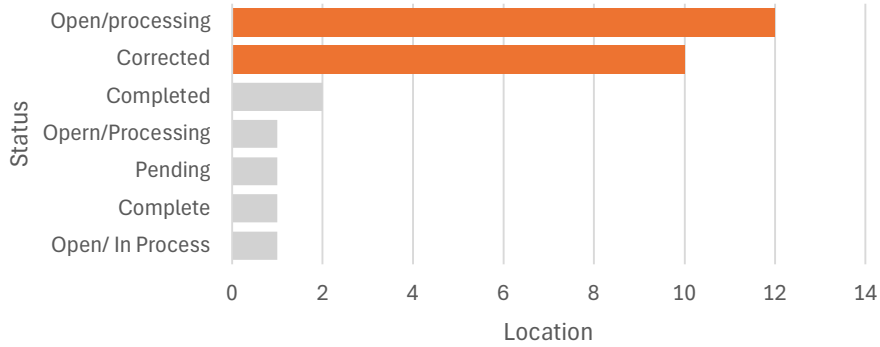
Status	Count of Location
Completed	116
Grand Total	116



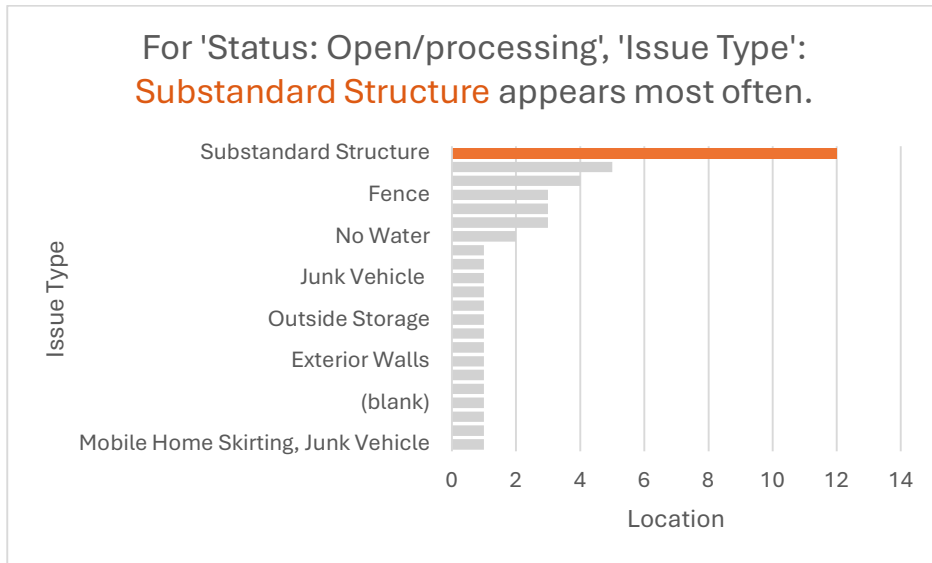
Issue Type	Substandard Structure
------------	-----------------------

Status	Count of Location
Open/processing	12
Corrected	10
Completed	2
Open/Processing	1
Pending	1
Complete	1
Open/ In Process	1
Grand Total	28

For 'Issue Type: Substandard Structure', 'Status':
Open/Processing and **Corrected** appear most often.



Issue Type	Count of Location
Substandard Structure	12
High Grass	5
Mobile Home Skirting	4
Fence	3
Junk Vehicle	3
Prop Maintenance Pending Demo	3
No Water	2
Outside Storage, Junk Vehicle	1
No Water/Outside Storage	1
Junk Vehicle	1
Exterior Walls & Junk Vehicle	1
Junk Vehicle, Outdoor Storage, Fence	1
Outside Storage	1
Outside Storage/High Grass/Exterior Walls	1
Exterior Wall, Grass	1
Exterior Walls	1
Trash	1
Substandard Structure, Junk Vehicle	1
(blank)	1
Mobile Hone Skirting	1
Detention Walls	1
Mobile Home Skirting, Junk Vehicle	1
Grand Total	47



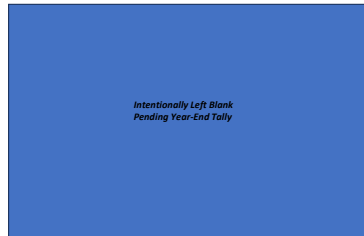
Pending Demolition and Substandard Structures/Upcoming Public Hearings:

Notice is hereby given the City of Angleton City Council will consider a public hearing on Tuesday, June 23, 2026 at 6:00 PM. The meeting will be held at Angleton City Hall in the City Council Chambers at 120 S Chenango Street, Angleton, Texas 77515. At the meetings, the following public hearing will be held:

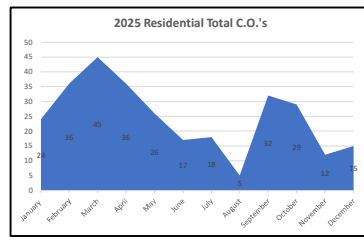
1. Conduct a public hearing, discussion, and take possible action on a demolition request on property 105 N Rock Island , for property being in a substandard condition with the 2015 International Property Maintenance Code and the attached deficiency form.
2. Conduct a public hearing, discussion, and take possible action on a demolition request on property 320 W Peach St., for property being in a substandard condition with the 2015 International Property Maintenance Code and the attached deficiency form.

City of Angleton
Single Family Homes Completion Totals
 Reported as of 5/6/2026

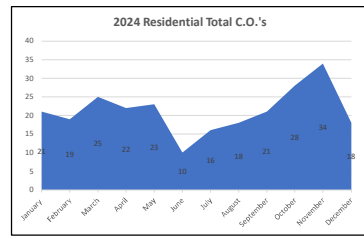
Month	2026 Residential Total C.O.'s
January	19
February	17
March	16
April	14
May	
June	
July	
August	
September	
October	
November	
December	
Yearly Total	66



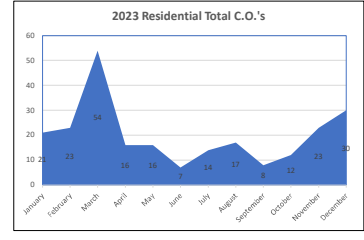
Month	2025 Residential Total C.O.'s
January	24
February	36
March	45
April	36
May	26
June	17
July	18
August	5
September	32
October	29
November	12
December	15
Yearly Total	295



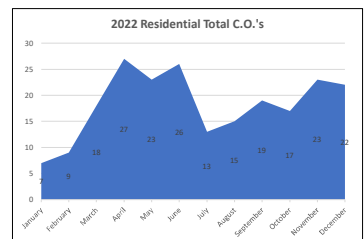
Month	2024 Residential Total C.O.'s
January	21
February	19
March	25
April	22
May	23
June	10
July	16
August	18
September	21
October	28
November	34
December	18
Yearly Total	255



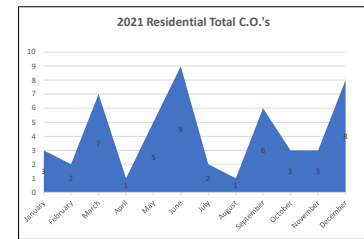
Month	2023 Residential Total C.O.'s
January	21
February	23
March	54
April	16
May	16
June	7
July	14
August	17
September	8
October	12
November	23
December	30
Yearly Total	241



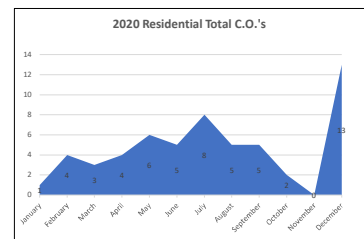
Month	2022 Residential Total C.O.'s
January	7
February	9
March	18
April	27
May	23
June	26
July	13
August	15
September	19
October	17
November	23
December	22
Yearly Total	219



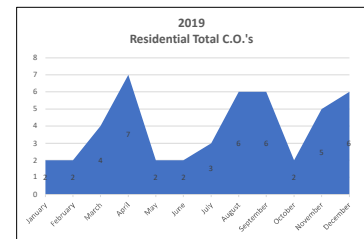
Month	2021 Residential Total C.O.'s
January	3
February	2
March	7
April	1
May	5
June	9
July	2
August	1
September	6
October	3
November	3
December	8
Yearly Total	50



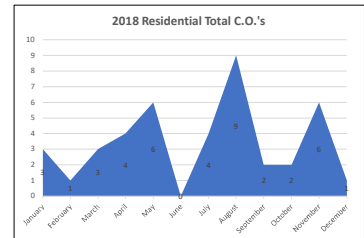
Month	2020 Residential Total C.O.'s
January	1
February	4
March	3
April	4
May	6
June	5
July	8
August	5
September	5
October	2
November	0
December	13
Yearly Total	56



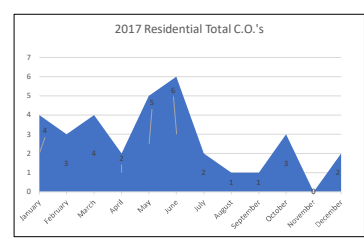
Month	2019 Residential Total C.O.'s
January	2
February	2
March	4
April	7
May	2
June	2
July	3
August	6
September	6
October	2
November	5
December	6
Yearly Total	47



Month	2018 Residential Total C.O.'s
January	3
February	1
March	3
April	4
May	6
June	0
July	4
August	9
September	2
October	2
November	6
December	1
Yearly Total	41



Month	2017 Residential Total C.O.'s
January	4
February	3
March	4
April	2
May	5
June	6
July	2
August	1
September	1
October	3
November	0
December	2
Yearly Total	33



Year	Yearly Total Residential Permits
2017 Total Co's	33
2018 Total Co's	41
2019 Total Co's	47
2020 Total Co's	56
2021 Total Co's	50
2022 Total Co's	219
2023 Total Co's	241
2024 Total Co's	255
8-Year Total Co's	942



Building Code Update:

Executive Summary

ICC Code Comparison and future adoption of an updated code year

The ICC Codes are nationally recognized model codes that establish minimum standards for building safety, structural integrity, fire protection, energy efficiency, and overall community resilience. Adoption of updated codes helps ensure the City remains aligned with current industry standards, technological advancements, and evolving development trends.

The ICC code cycles have evolved substantially over the last decade, with each edition building upon previous improvements to address changing construction practices, emerging technologies, and increased resiliency needs. The progression from the 2015 codes through the 2024 codes reflects a clear movement toward modernization, sustainability, and enhanced public safety.

Comparison of Code Cycles

2015 to 2018 ICC Codes

The 2018 ICC Codes primarily focused on incremental improvements in safety, enforcement clarity, and efficiency standards. Significant updates included:

- Improved wind design methodologies and structural provisions.
- More detailed requirements for rooftop structures and mechanical equipment.
- Enhanced fire-resistance continuity and egress calculations.
- Recognition of newer occupancy types and mixed-use developments.
- Improved building envelope standards and reduced air leakage requirements for better energy efficiency.

These changes provided communities with better enforcement tools, improved public safety standards, and more future-ready infrastructure requirements while maintaining familiarity with earlier code cycles.

2015 to 2021 ICC Codes

The 2021 ICC Codes represented a major modernization effort and introduced more transformative changes to construction and development standards, including:

- Introduction of mass timber construction allowances for buildings up to 18 stories.
- Formal regulation of emerging uses such as escape rooms and specialized occupancies.
- Additional sprinkler and fire-resistance requirements.
- Significant improvements to energy efficiency standards, including stricter insulation, air sealing, and HVAC performance requirements.

- Better flexibility for mixed-use developments and dense urban projects.
- Improved pathways for adaptive reuse and renovation of existing buildings.

The 2021 code cycle helped communities adapt to evolving construction technologies while continuing to improve life safety, sustainability, and redevelopment opportunities.

2015 to 2024 ICC Codes

The 2024 ICC Codes continue the modernization efforts of prior cycles while placing additional emphasis on resiliency, renewable energy integration, and emerging technologies. Significant updates include:

- Improved coordination and consistency across all code sections.
- Enhanced egress systems and fire separation strategies for complex buildings.
- Adequately address electric vehicle charging stations and battery storage in a meaningful way uniformly across Code Sections.
- Further tightening of building envelope and energy performance standards.
- Continued flexibility for adaptive reuse, redevelopment, and renovation projects.

These updates are intended to address current and future development trends while improving resiliency and long-term community sustainability.

Benefits to the City

Adoption of the 2024 ICC Codes would provide several important benefits to the City, including:

- Improved public safety through updated fire protection, structural design, and emergency egress requirements.
- Enhanced resiliency standards related to severe weather, wind loads, and disaster preparedness.
- Better regulation of modern development trends, including electric vehicle charging stations, battery storage systems, and renewable energy systems.
- Increased clarity and consistency in code enforcement, reducing interpretation conflicts for staff, contractors, and developers.
- Improved energy efficiency standards that may reduce long-term operating costs for residents and businesses.
- Greater flexibility for redevelopment, adaptive reuse projects, and modernization of existing structures.
- Alignment with current industry standards utilized throughout Texas and across the nation.

Recommendation

Staff recommends that the City Council consider adoption of the 2024 ICC Codes through the ordinance adoption process, including the required public hearing procedures. Adoption of the updated codes will help ensure the City remains proactive in protecting public health, safety, and

welfare while positioning the community for responsible growth, long-term resiliency, and future development opportunities.

Summary Notes

Building permits are up from 179 in March 2026 to 210 in April 2026.

YTD Residential Fees Collected \$49,293.20
 YTD Commercial Fees Collected \$16,784.25

The largest commercial project for the month:

Permit #: 2026-421
 Street: 300 N Parrish St
 Value: \$1,500,000.00

Inspections made year to date are as follows:

Electrical Inspections	299
Flat Work Inspections	64
Food Inspections	34
Gas Inspections	107
Mechanical Inspections	177
Miscellaneous Inspections	451
Plumbing Inspections	473
Total # of Inspections	1605

Major categories of permits issued y.t.d. as follows:

Commercial	129
Residential	511
Total # of Permits	640

Angleton
 Angleton



121 S. Velasco Street
 Angleton, TX 77515

April, 2026

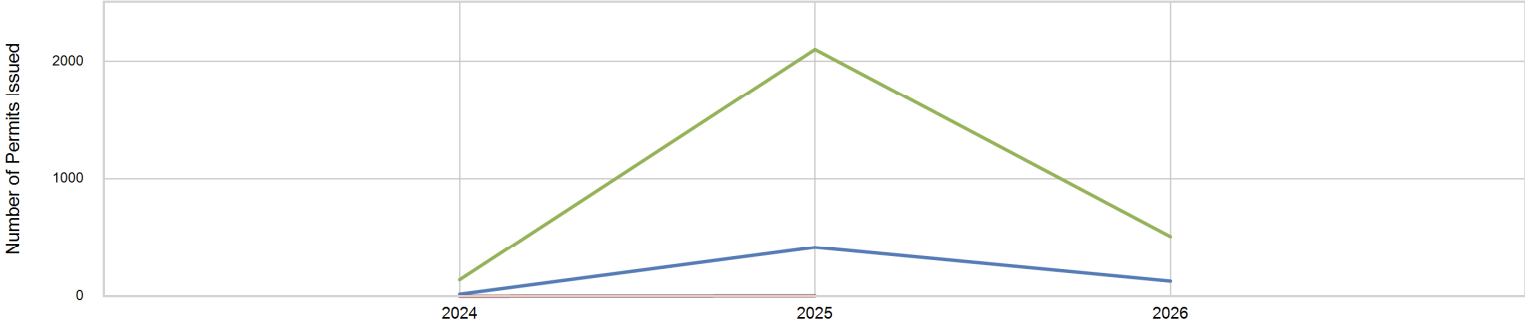
This month's report concerning the activities of the Inspection Division is respectfully submitted. The summary is as follows:

Last Year - This Year	April, 2025	April, 2026	% Change
Number of Permits	201	210	4.48%
Total Fees	\$50,424.48	\$66,077.45	31.04%

	January, 2025	January, 2026	
Year to Date	April, 2025	April, 2026	% Change
Number of Permits	762	640	-16.01%
Total Fees	\$244,575.02	\$227,363.82	-7.04%

	May, 2024	May, 2025	
12 Months Previous Year	April, 2025	April, 2026	% Change
Number of Permits	921	2399	160.48%
Total Fees	\$311,284.54	\$723,154.09	-31,128,221.69%

HISTORICAL TREND OF PERMITS ISSUED



		Permits YoY		
Permit Type	Sub Category	2024	2025	2026
Commercial	Addition (C)		1	
	Addition/Remodel (C)		4	
	Alcohol (C)		11	4
	Certificate of Occupancy (C)		19	9
	Commercial New	1	39	12
	Credit Business (Pay Day Loan) (C)	1	2	
	Demolition (C)		5	4
	Driveway Culvert Pipe Permit (C)		1	
	Driveway Flatwork Permit (C)		6	1
	Driveway Flatwork Permit (R)		1	
	Electrical (C)	1	15	5
	Fence (C)		2	1
	Fire Prevention (C)		17	4
	Game Room Permit (C)		2	
	Garage Sale (C)		1	
	Irrigation (C)	1	1	
	Mechanical (C)	1	15	2
	Mobile Home Registration (C)		2	4
	Mobile Vending Unit (C)		4	3
	Not Set			3

		Permits YoY		
Permit Type	Sub Category	2024	2025	2026
Commercial	Plumbing (C)	2	34	6
	Remodel (C)		4	
	Retail Food (C)	9	124	45
	Sign (C)		19	5
	Special Event Permit (C)		1	
	Temporary Food Service (C)	2	44	14
	Utility Right of Way (C)		40	10
Total Commercial		18	417	129
Not Set	Not Set	1	3	
Total Not Set		1	3	
Residential	1 and 2 Family Residential (R)	25	223	63
	Addition (R)			1
	Addition/Remodel(R)		2	
	Animal (R)		4	
	Certificate of Occupancy (R)		42	
	Demolition (R)	1	2	3
	Driveway Culvert Pipe Permit (R)		10	3
	Driveway Flatwork Permit (R)	3	48	16
	Electrical (C)		1	
	Electrical (R)	26	483	89
	Fence (R)	6	55	16
	Fire Prevention (R)		2	1
	Garage Sale (C)		3	
	Garage Sale (R)	5	254	94
	Irrigation (R)		28	26
	Mechanical (R)	28	281	37
	Mobile Home Registration (R)		4	1
	Not Set	1	3	
	Plumbing (C)	1	1	
	Plumbing (R)	44	419	49
	Remodel (R)		5	4
	Residential New (R)		214	100
Sign (R)			1	

		Permits YoY		
Permit Type	Sub Category	2024	2025	2026
Residential	Swimming Pool/Hot Tub (R)		12	6
	Utility Right of Way (R)	1	5	1
Total Residential		141	2,101	511
Total		160	2,521	640

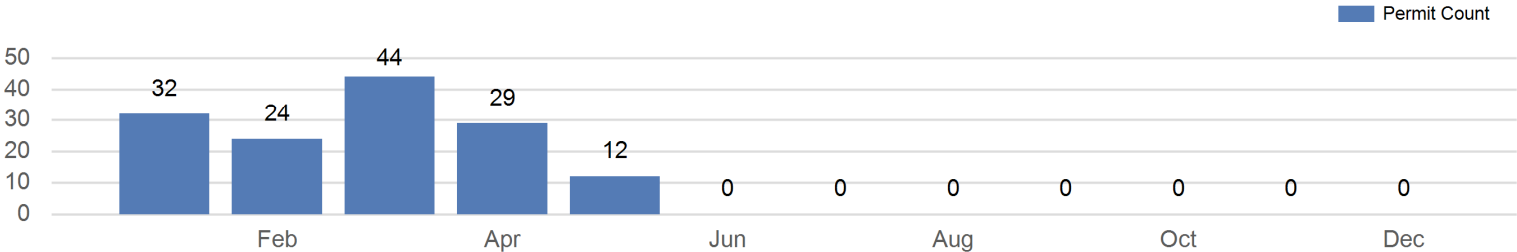
BUILDING OFFICIAL'S MONTHLY REPORT						April, 2026					PERMITS ISSUED		
	Jan	Feb	Mar	Apr	May	Jun	Jul	Aug	Sep	Oct	Nov	Dec	Totals
Residential New (R)	24	18	26	32	0	0	0	0	0	0	0	0	100
Sign (R)	0	0	0	1	0	0	0	0	0	0	0	0	1
Swimming Pool/Hot Tub (R)	1	1	1	3	2	0	0	0	0	0	0	0	8
Utility Right of Way (R)	0	0	0	1	0	0	0	0	0	0	0	0	1
Total Residential	103	92	135	181	14	0	0	0	0	0	0	0	525
GRAND TOTALS	135	116	179	210	26	0	0	0	0	0	0	0	666

BUILDING OFFICIAL'S MONTHLY REPORT April, 2026 PERMITS ISSUED

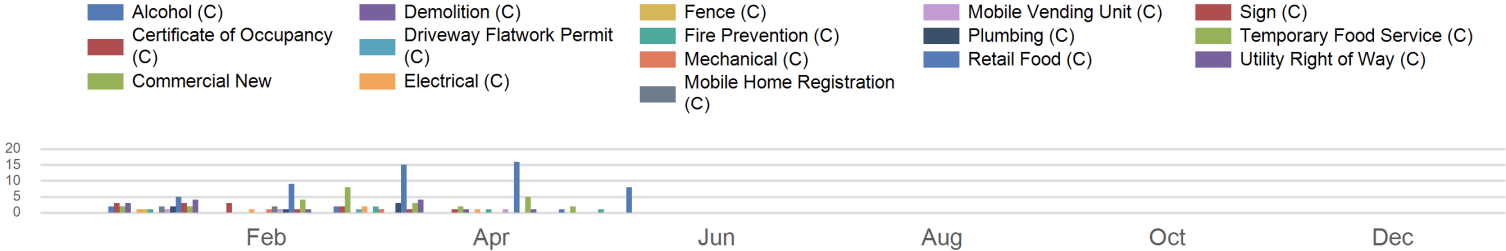
Total Certifications By Month

No Data Available

Total Commercial By Month



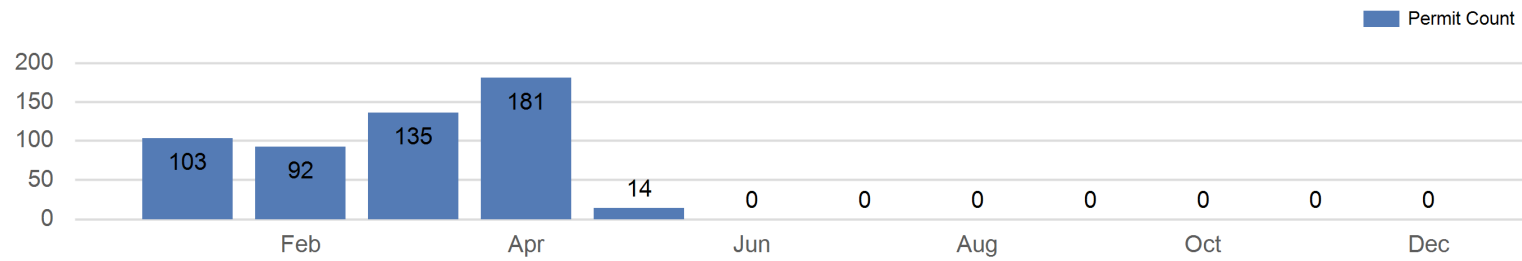
Total Commercial Per Sub Category By Month



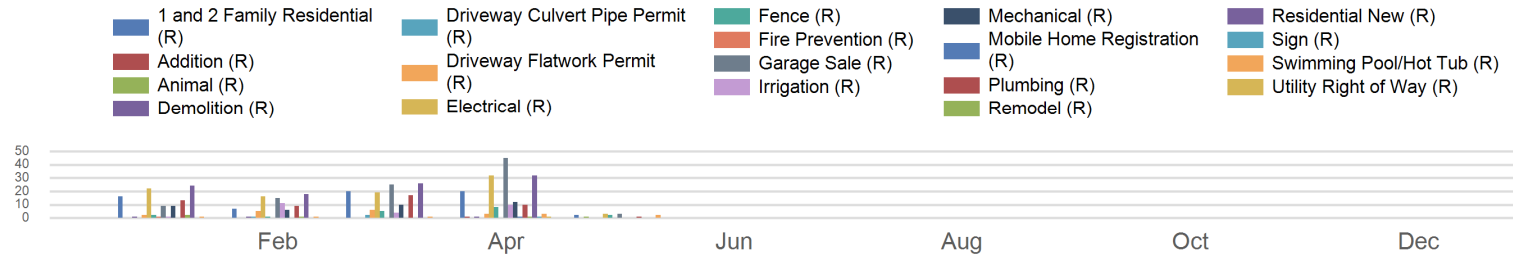
Total Engineering By Month

No Data Available

Total Residential By Month



Total Residential Per Sub Category By Month



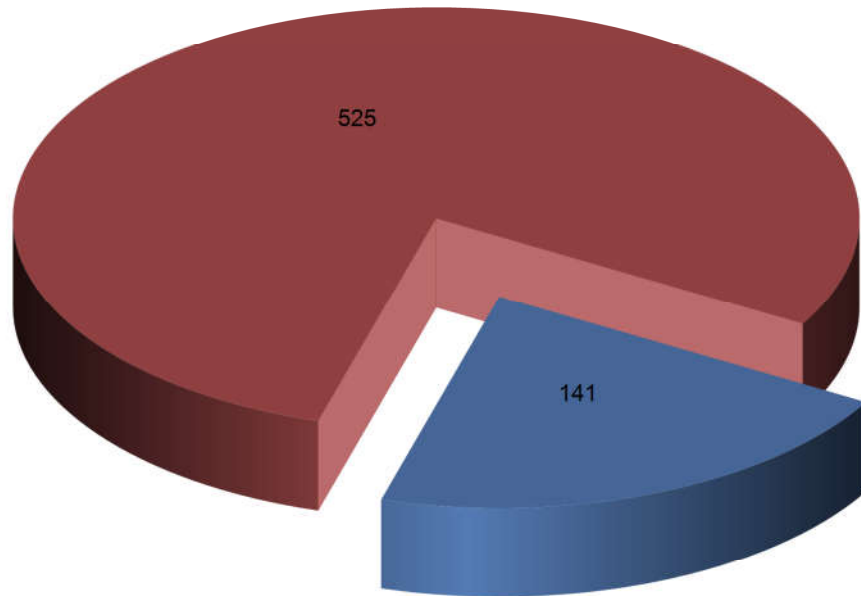
Total Not Set By Month

No Data Available

PERMITS ISSUED

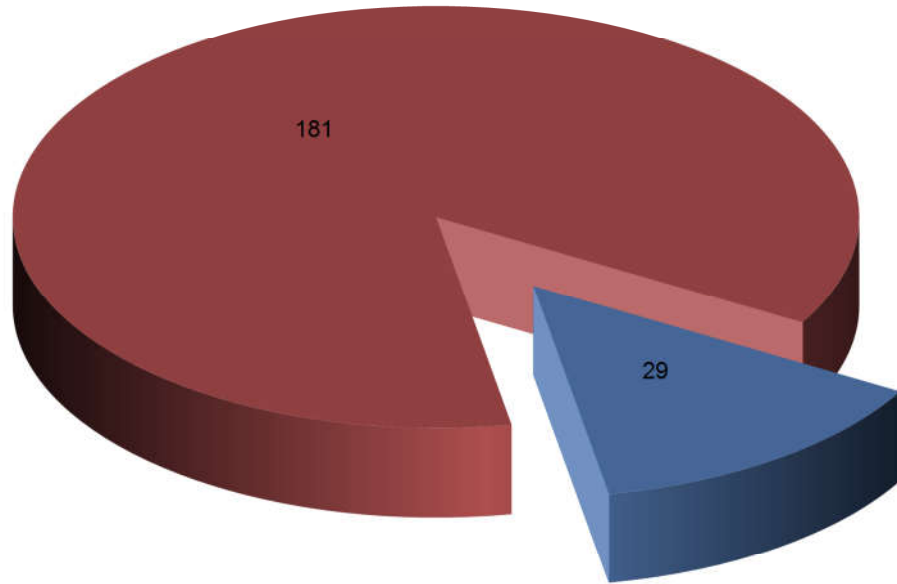
GRAPH DATA

Total Commercial	141
Total Residential	525
TOTAL	666



■ Total Commercial ■ Total Residential

PERMITS ISSUED For Month

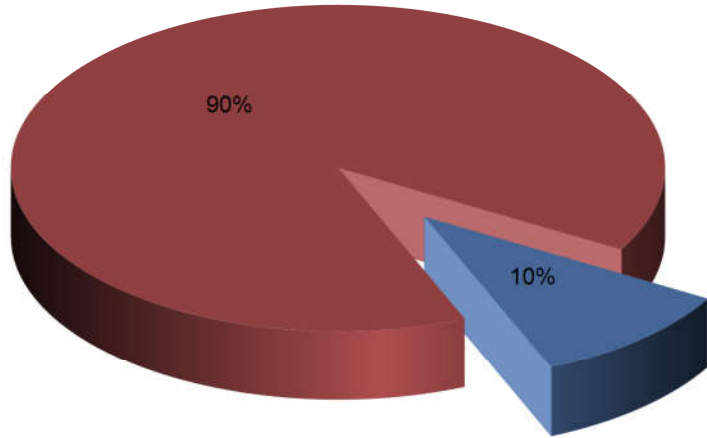


Commercial Residential

GRAPH DATA

Total Commercial	29
Total Residential	181
TOTAL	210

% PERMITS ISSUED (YTD)

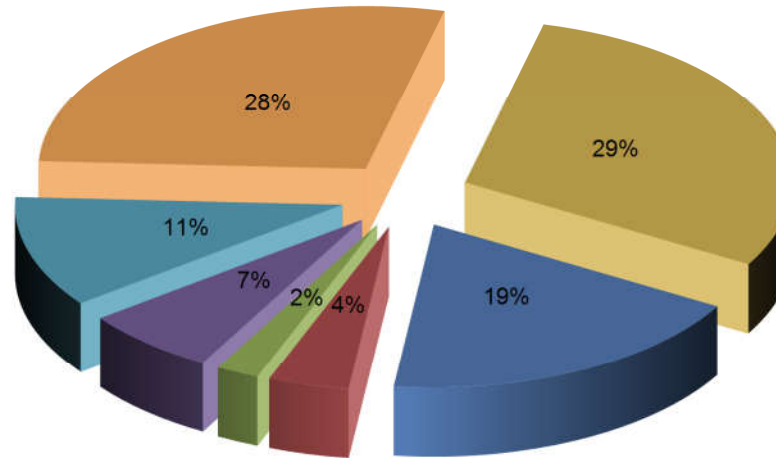


Commercial Residential

PERMITS ISSUED GRAPH

Residential	1839	90%
Commercial	212	10%
Total # of Permits Issued	2051	

% INSPECTIONS MADE (YTD)



Electrical Inspections Gas Inspections Miscellaneous Inspections
 Flat Work Inspections Mechanical Inspections Plumbing Inspections
 Food Inspections

INSPECTIONS MADE GRAPH

Electrical Inspections	299	19%
Flat Work Inspections	64	4%
Food Inspections	34	2%
Gas Inspections	107	7%
Mechanical Inspections	177	11%
Miscellaneous Inspections	451	28%
Plumbing Inspections	473	29%
Total # of Inspections	1605	



HUMAN RESOURCES

Colleen Martin May 1, 2026

Human Resources Department Report-April 2026 Numbers

- **Currently, Recruiting For**
 - 4 Police Officers
 - Seasonal Program Assistant-Athletics
 - Seasonal Program Assistant-Summer Camp
 - Lifeguards-PT

Labor Numbers 10/1/2026-4/30/2026

- Labor Cost FY26 \$13.5m
- Labor Hours FY26 282.3k
- Overtime Costs \$282.8k
- OT% of Labor Cost 3.5%
- Overtime hours worked 7.1k

Staff Numbers are in the chart below as of 4/30/2026.

- April Headcount 174
- Fiscal Year Turnover Rate 12.5%
- Fiscal Year Separations
 - 4 Police Officers
 - 2 Parks Crew
 - 2 Firefighters
 - 1 Firefighter
 - 2 Lifeguards
 - 1 Front Desk Clerk-Rec
 - 1 Rec Facility Assistant
 - 1 City Secretary
 - 2 Plant Operators (1 Water, 1 Wastewater)
 - 1 Maintenance Technician

- Fiscal Year New Hires
 - 5 Police Officers
 - 1 Assistant City Secretary
 - 2 Firefighters
 - 3 Rec Center Desk Clerks
 - 5 Lifeguards
 - 1 Rec Facility Assistant
 - 2 Parks Crew

- 1 Plant Operator
- 1 Maintenance Technician
- 1 Telecommunicator
- 1 PT City Hall Receptionist

<u>FTE Count</u>	FY23	FY24	FY25	FY26	<u>As of 4/30/2026</u>
City Mgr	1	1	0	0	
Animal Control	4	4	4	4	
City Sec	2	2	2	2	
Communications	2	2	1	1	
Courts	4	3	3	3	
Dev Svcs	7	8	7	7	
Emer Mgmt	2	3	1	0	
Finance	4	4	4	4	
Fire	7	6	4	5	
HR	2	2	1	1	
IT	3	3	3	3	
Parks	17	19	16	17	
Police	30	34	32	33	
Police Non-Uniformed	14	14	13	13	
Public Works	32	31	39	34	
Recreation Center/Div	8	8	8	8	
Utility Collections	6	5	5	5	
Total	145	149	143	140	
<u>Part Time Staff</u>					
Lifeguards	13	12	18	21	
Desk Clerks	8	6	5	7	
IT Assistant	1	1	1	1	
Rec Facility Assistants	0	3	3	3	
Utility Collections	0	0	1	1	
Animal Control	1	1	1	0	
Public Works-WW	1	0	0	0	
Receptionist-City hall	0	0	0	1	
	24	23	29	34	
Total Staffing As of March 2026	174				

	2022-2023	2023-2024	2024-2025	2025-Current
Labor Costs	\$9.5m	\$12.9m	\$13.2M	\$13.5m
OT Cost	\$312k	\$380k	\$393.8K	\$282.8k
Turnover Rate	39.10%	38.50%	49.30%	12.50%
Total FTEs	141	149	141	142
Total EE Count	175	174	173	177

Heath Plan Update Through March 2026

- Plan year to date, combining medical and RX total costs are running 76.4% loss ratio.
- Target loss ratio through March is 75%, 85% full plan year.
- YTD, Per Employee Per Month (PEPM)
 - PPO \$1,311
 - HP \$73
- Cost Share- City of Angleton-91.93%; Employee 8.07%
- Gross Claims by Type 64.77% Medical; 35.23% RX Claims
- YTD Enrollment
 - 100 (77.7%) Employee Only
 - 4 (3.5%) Employee/Spouse
 - 19 (14.8%) Employee/Children
 - 5 (3.9%) Employee/Family
- 6 Larger losses as of March 2026
- Total Plan Costs to Date \$409,168 with a Loss Ratio of 76.4%

Risk Management

- Working on a response to FEMA Forced Account Labor
- Responding to TXDOT, regarding Title II, ADA and how the City is addressing the Transition Plan and updating the Plan going forward.
- Responded to updated data for TML underwriting for FY27



MUNICIPAL COURT

**CITY OF ANGLETON, TEXAS
MUNICIPAL COURT
APRIL, 2026 REPORT**

ACTIVITY	TOTAL	YTD
Transition to a paperless environment	80%	80%
Number of Citations filed		
Police Department	citations 237 - warnings 435 = 672	2,715
Code Enforcement	6	11
Animal Control	1	9
Municipal Court	0	131
School Officer	0	0
Warrants		
Warrants outstanding	325	1,035
Warrants issued	76	434
Warrants cleared	116	578
Dismissals		
Compliance Dismissals	23	86
Deferred/DSC Dismissals	114	400
Other		
New cases filed	244	916
Fees		
Omni Base State Fee	\$ 234.00	\$ 1,235.63
Child Safety Fee	\$ 770.00	\$ 3,090.00
State Criminal Costs and Fees	\$ 25,624.18	\$ 97,167.14
Amount collected by collection agency	\$ 3,455.77	\$ 17,906.21

April 2026

SUNDAY	MONDAY	TUESDAY	WEDNESDAY	THURSDAY	FRIDAY	SATURDAY	WEEK TOTAL	
29	30	31	1	2	3	4		
			2	7			9	
			5	7			12	
5	6	7	8	9	10	11		
	79	19	35	21	19		173	
	37	10	13	12	7		79	
12	13	14	15	16	17	18		
	31	13	11	11	8		74	
	17	4	7	7	7		42	
19	20	21	22	23	24	25		
	44	4	14	14	10		86	
	20	3	20	4	14		61	
26	27	28	29	30	1	2		
	48	9	14	23			94	
	12	7	11	15			45	
3	4	Notes					MONTH TOTAL	
		WARNINGS					436	
		CITATIONS					239	



PARKS & RECREATION

Parks & Recreation Monthly Report

Priority Projects

- 2024 ABLC Bond: Funds \$4M

- Abigail Arias Park

- Current Status:

- Ceremonial Groundbreaking held on April 28th
- Site clearing, water utilities and sewer lines in progress.
- Coordination with TNMP on electrical in progress
- Removal of trees by Parks scheduled



- Freedom Park Field Expansion:

- Current Status:

- Proof rolling and testing coordination completed with the geotechnical testing lab and proctor
- Silt fence installation completed for erosion control
- Excavated material from the detention is being hauled and placed for subgrade preparation
- Field areas are being prepared for lifts and compaction
- Ongoing grading and shaping of the detention pond slopes
- Terracon conducting necessary testing



- BG Peck Soccer Complex Grading:
 - Current Status: Comprehensive regrading on hold until funding is identified.
- Texian Trail Drainage:
 - Current Status: Project Complete
- Angleton Recreation Center:
 - Current projects and Tentative Schedules:
 - Natatorium Renovations - ongoing -
 - Staff and contractors have identified a clear path forward to address the remaining maintenance items related to the pool deck and ADA compliance that had been impacting progress. With that direction in place, work has resumed on key components, including pool plaster, grating, and tile. Decking repairs are set to begin in early May with updated completion to be provided once available.
 - Grating 50% complete
 - Tile cleaning repairs - 95% complete
 - Pool and Spa plaster complete
 - Playnuk Installation - complete
 - Interior wall paint - complete
 - Basketball Gym Improvements (Flooring, ceiling, lighting, window shades): Moved to Summer 2026
 - Multipurpose Room Improvements: Summer 2026
 - ARC Sign: Summer 2026
 - Facility flooring, Hot Water Boiler, HVAC BAS System Upgrade, Facility Lighting, Party Pad Shade Cover: 2026
 - Exhaust fans and garage door replacement: TBD
 - Bathroom & Locker Room Improvements: TBD
 - **Freedom Park Playground**
 - Current Status:
 - Installation ongoing - tentative completion May 8th
 - Canopy replacement scheduled for May 6-7 (weather permitting)



- **Bates Park Field #6**
 - Current Status:
 - Main construction complete
 - Punch list walk on April 22nd identified the following;
 - Removal of remaining field conditioner
 - Roll-out of outfield sod
 - Sprinkler head adjustments
 - Potential trench for water holding in left field
 - Grade and sod swell along 1st base pad

Parks - Fund 01-550

1. Winter Projects:

- a. Tree trimming: Completed at Freedom Park, Loop 274, Dickey park. Removed one dead tree & stump at Dickey Park.
 - b. Stump grinding: TBD
 - c. Clean-up and demo of old structures at Abigail Arias Park: Clean up of trash completed, received quotes to demo house slab.
 - d. Completed weed pulling and treatment on Loop 274 medians.
2. **Facility Maintenance:** Continuing to work through staff requests including facility and park lighting, window and floor cleaning, minor facility repairs, and general maintenance upkeep.
 3. **Work orders completed:** Park staff completed 60 worker orders for parks Facilities and other City facilities for the month of April Includes, electrical, plumbing, general maintenance.
 4. **Mowing:** Staff have started their regular mow cycle. .
 5. **Park Assessment:** Present updated report to Parks Board for consideration and recommendation of FY26-27 project priorities.
 6. **Freedom Playground:** Remove 4/9/26 by park staff.

Angleton Recreation Center - Fund 60

1. Staffing:

- a. Lifeguards are continuing to assist with opening and various other projects while the natatorium is under renovation.
 - i. Hiring campaign to recruit spring and summer guards.
 - b. Two new front desk clerks have been hired
 - c. Currently searching for a water aerobics instructor
 - i. Have reached out to Lake Jackson Rec Center if they have any instructors who are interested in extra hours
 - ii. Working on the job description to post online for a Water Aerobics instructor
 - d. All- Staff Summer Meeting
 - i. Working with IT, HR, and PD to get part-time staff prepared for the upcoming Peak Season
2. **HVAC Repairs:**
 - a. BAS communication issues
 - i. Hunton was able to come out and complete repairs on RTU-6 for BAS communication failures
 - b. Gym HVAC
 - i. Troubleshooting for RTU-1 & RTU-2 ongoing.

3. Programs and Promotions:

- a. Working on Q1 promotions
- b. May the 4th be with you, with four-dollar day passes all day long
 - i. Members will be able to bring one guests for free or two guests for four dollars
- c. Lakeside Bridal Show (May 5th): Cancelled due lack of vendor registration
- d. Grand Pool Reopening Event May 30th, 9:00 am - 12 pm
 - i. First 25 people to buy a day pass will get in free start at 9 am and get a pair of sunglasses
 - ii. First 50 people to buy a day pass or use their membership will get a free pair of sunglasses
 - iii. There will be a prize wheel for anyone to spin during the event to win day passes or ARC swag
 - iv. Photo Booth for pictures in the vending area

Recreation - Fund 50

1. Marketing and Communication

- The 2026 Summer digital playbook is available online. ([Playbook Link](#)) Playbook is available in English and Spanish.
- Summer 2026 promotional postcards went out to mailboxes in Angleton mid-April.

2. Camps and Rec Programs

- Little Blitzers was to begin on April 1, but was canceled due to low participation.
- Green Garden Series is on May 6 with 5 participants registered.
- Adult Cooking Methods Class
 - i. April 12 - 21 participants
 - ii. May 3 - 20 participants
 - iii. June - September class registration opens on May 7
- *Upcoming programs:*
 - i. Camp Heatwave has 41 participants registered.
 - ii. Summer TAAF Youth Volleyball has 63 participants registered
 - iii. Road Warriors Track Camp has 16 participants registered

3. Senior Programs

- Silver Hearts Monthly Drop in Program Participation Totals for April:
 - i. Bingo 92 | Bean Bag Baseball 23 | Chair Volleyball 78 | Bunco 12
 - ii. VS games - 16 participants - **2 waitlisted**
 - iii. Lunch & Learn: 21 participants
- Lunch Bunch
 - i. April: Picket Fence |23 participants
 - ii. May: Top Water Grill |32 participants - **4 waitlisted**
- April Overnight Day Trip - Gruene, Texas
 - i. 26 participants
- May Day Trip - George R. Ranch
 - i. 33 participants - **6 waitlisted**

4. Events

- Lakeside Starry Night in partnership with the BASF Planetarium was held on Friday, April 24. This free event features telescopes, constellation demos, and space crafts.
- Staff are preparing for summer offerings, including Parks & Rec Month in July
- Movies at the ARC for the summer are scheduled for June 12 & July 10. These are free screenings for the community.
- Silver Hearts is planning a Summer Line Dancing Party for August 14.

Parkland Dedication - FUND 96

1. **New Abigail Park Parcel:** House and garage foundation demolition- TBD
2. **Ashland Fees:** First payment of \$61,152.00 received. (Total Project \$1.9 million)
3. **Freedom Passive Area:** Fee in lieu of received in the amount of \$73,919.11 was received.

Angleton Better Living Corporation - FUND 40

1. **Freedom Park Passive Area:** Project on hold until funding is secured to continue. Staff are planning to submit a TPWD Grant to potentially secure funding.

Keep Angleton Beautiful - FUND 13

1. **Yard & Business of the Month:** May awards to be presented at the May 12th council meeting.
2. **Upcoming Events:**
 - a. **Arbor Day Tree & Butterfly Seed Ball Giveaway:** April 24th
 - i. 750 trees and 700 seed balls distributed
 - b. **Annual Spring Cleanup:** April 25th - complete
 - i. Attendance: 331 Cars, 420 People
3. **KTB Governors Achievement Award :** Staff and KAB continue to coordinate with TxDOT on identifying and starting renderings for use of the GCAA funds.
4. **Box Wraps:** Artwork for two new box wraps rescheduled to May.

GRANTS

1. **TPWD Non-Urban Outdoor Grant** - Abigail Arias Park (50/50 match funded by 2024 ABLC Bond): TPWD reviewed and approved park plan sets. The director continues to complete quarterly reports as required with the grant.
2. **TPWD Non-Urban Indoor Grant** - Angleton Recreation Center (50/50 match funded by 2024 ABLC Bond): Director meeting with TPWD Coordinator monthly to review projects and ensure consistent communication with scheduled renovations at the Angleton Recreation Center.
3. **Step Into Swim:** Staff are working on a grant application for swim lesson funding through the Pool & Hot Tub Foundation. Grant funds available through a local business donation.

ARC Membership & Day Pass Performance

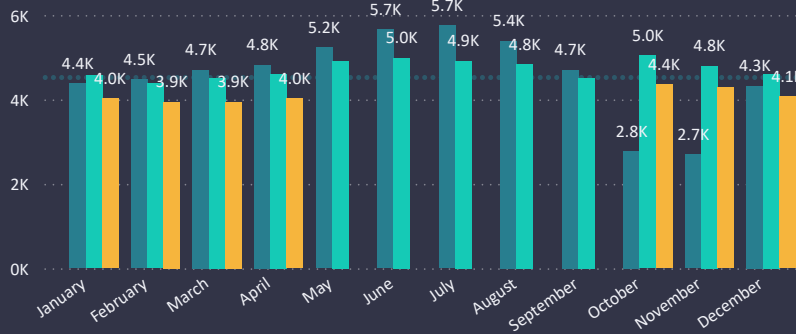
Select Fiscal Year

2023-2024

2024-2025

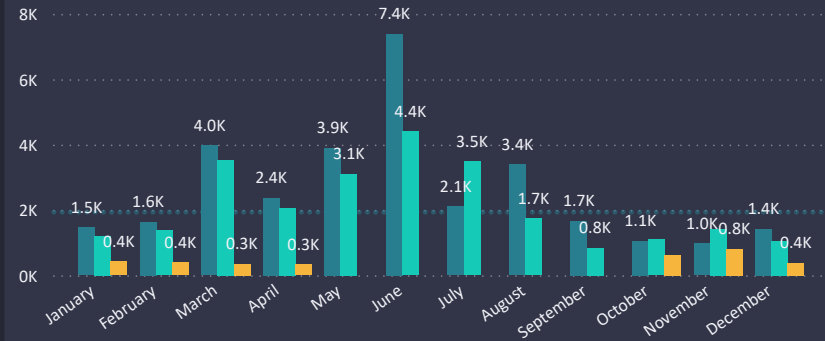
Membership Sales QTY by Month

Fiscal Year ● 2023-2024 ● 2024-2025 ● 2025-2026



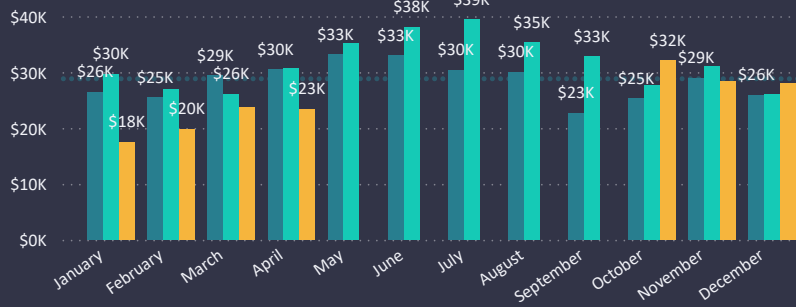
Day Pass Sales QTY by Month

Fiscal Year ● 2023-2024 ● 2024-2025 ● 2025-2026



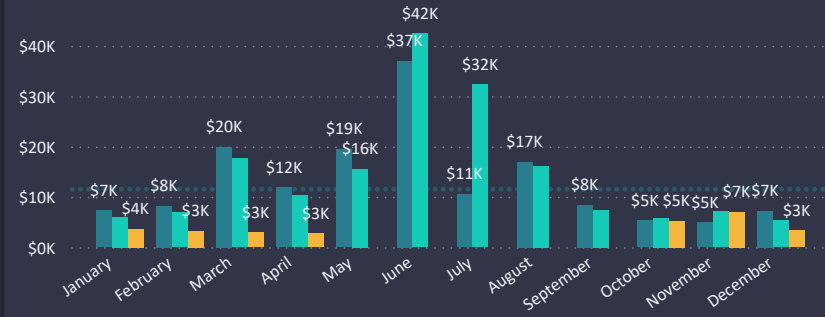
Total Membership Revenue by Month

Fiscal Year ● 2023-2024 ● 2024-2025 ● 2025-2026



Day Pass Revenue by Month

Fiscal Year ● 2023-2024 ● 2024-2025 ● 2025-2026





ARC Membership & Day Pass Performance

Select Fiscal Year

2023-2024

2024-2025

Membership Revenue by Month

Month	2023-2024	2024-2025	2025-2026
January	\$26,422	\$29,666	\$17,516.5
February	\$25,417	\$26,882	\$19,836
March	\$29,385	\$26,099	\$23,773.5
April	\$30,497	\$30,678	\$23,427
May	\$33,180	\$35,220.5	
June	\$32,970	\$38,085.5	
July	\$30,383	\$39,409.08	
August	\$30,055	\$35,283	
September	\$22,661	\$32,785	
October	\$25,251.5	\$27,679	\$32,080
November	\$28,968.36	\$31,066	\$28,329
December	\$25,884	\$26,089	\$27,954
Total	\$341,073.86	\$378,942.08	\$172,916

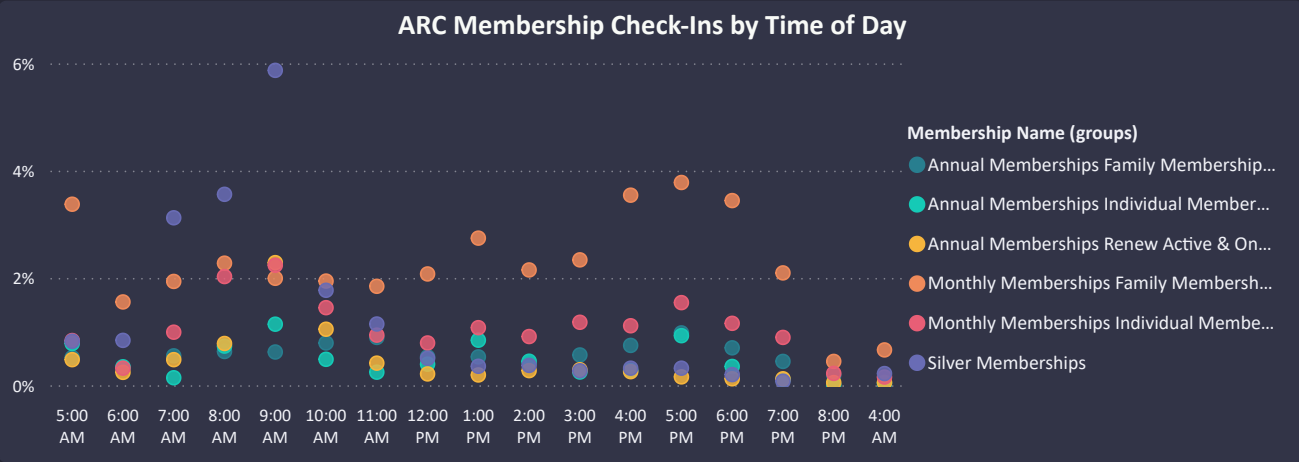
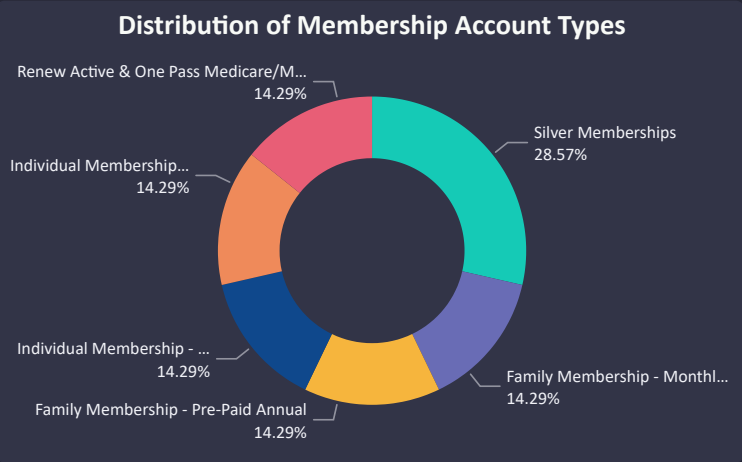
Day Pass Revenue by Month

Month	2023-2024	2024-2025	2025-2026
January	\$7,310	\$5,970	\$3,585
February	\$8,190	\$6,855	\$3,235
March	\$19,880	\$17,625	\$2,860
April	\$11,805	\$10,293	\$2,675
May	\$19,465	\$15,505	
June	\$36,985	\$42,385	
July	\$10,525	\$32,315	
August	\$16,930	\$16,115	
September	\$8,380	\$7,395	
October	\$5,305	\$5,795	\$5,165
November	\$4,850	\$7,040	\$7,000
December	\$7,185	\$5,245	\$3,260
Total	\$156,810	\$172,538	\$27,780



ARC Attendance

Select Fiscal Year
 2025-2026



Membership Sales Info.

945
Total Households

4029
Transaction QTY.

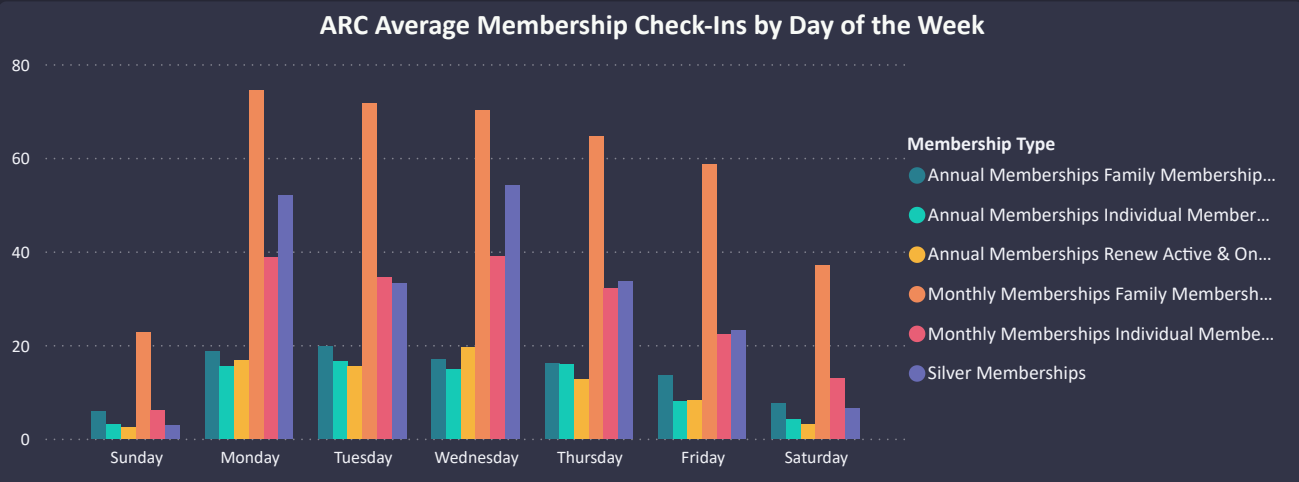
\$172,916
Total FY Revenue

Membership Usage Info.

30856
Total Member Visits

1896
Unique Member Visits

16.27
Average Visits per Individual



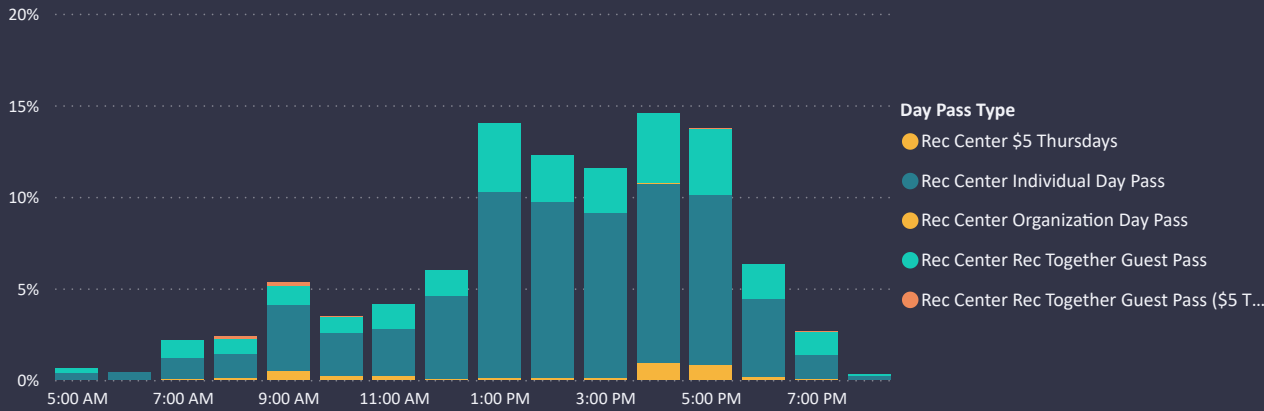


ARC Day Pass Sales

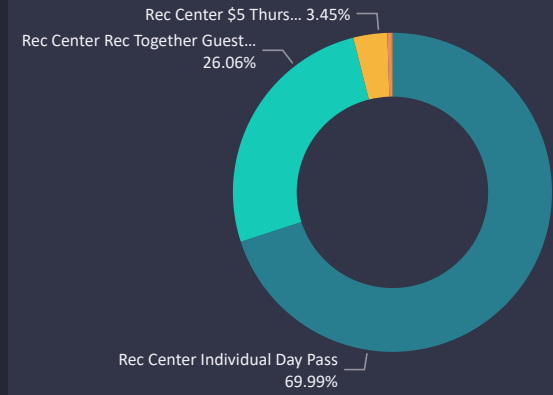
Select Fiscal Year

2025-2026

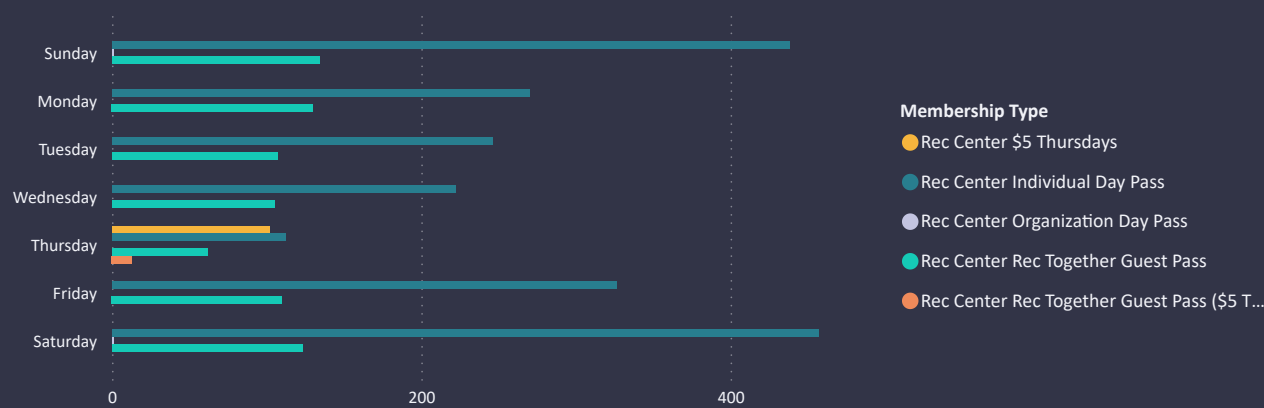
Day Pass Sales by Time of Day and Category



Quantity by Day Pass Type



ARC Average Membership Check-Ins by Day of the Week



Day Pass Sales Info.

3293

Quantity

1088

Count of User

\$27,780

Total

Day Pass Revenue by Day

Day Name	Total
Sunday	\$5,295
Monday	\$3,800
Tuesday	\$3,265
Wednesday	\$3,220
Thursday	\$2,385
Friday	\$4,220
Saturday	\$5,595
Total	\$27,780



ARC Revenue Performance

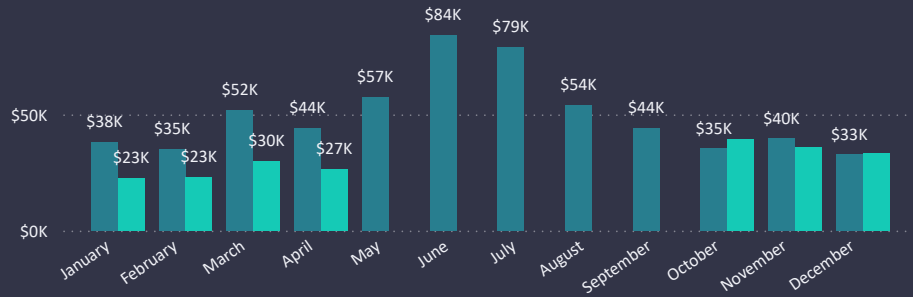
Select Fiscal Year

2024-2025

2025-2026

Total Angleton Recreation Center Revenue

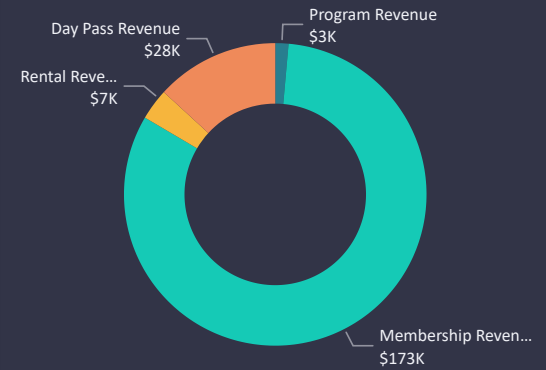
Fiscal Year ● 2024-2025 ● 2025-2026



FY 25-26 ARC Total & Goal

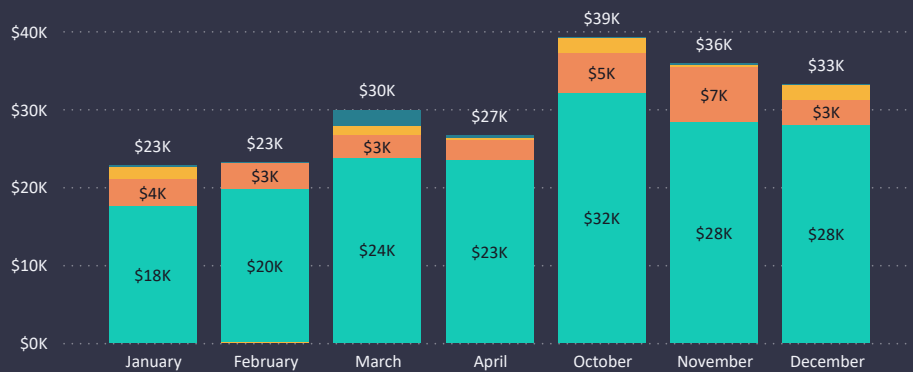
\$210,706
Goal: \$557,292

Revenue Breakdown



Revenue by Category


● Total Revenue (Membership) ● Daily Entry Fee ● Room Rental Fees ● Total Revenue (ARC Programs)



Membership Revenue



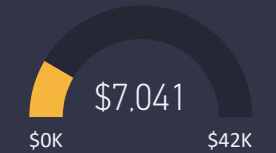
Program Revenue



Day Pass Revenue



Rental Revenue





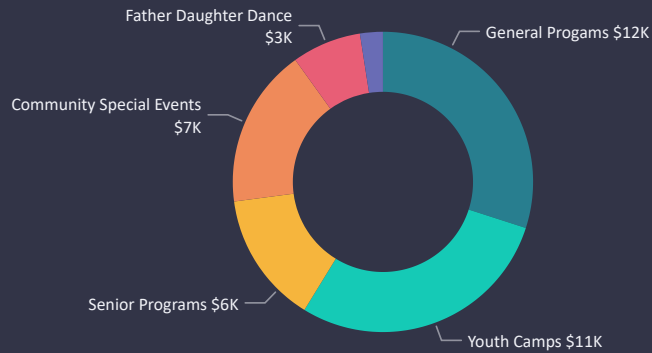
Recreation Division Revenue Performance

Select Fiscal Year

2024-2025

2025-2026

Sales Revenue Breakdown

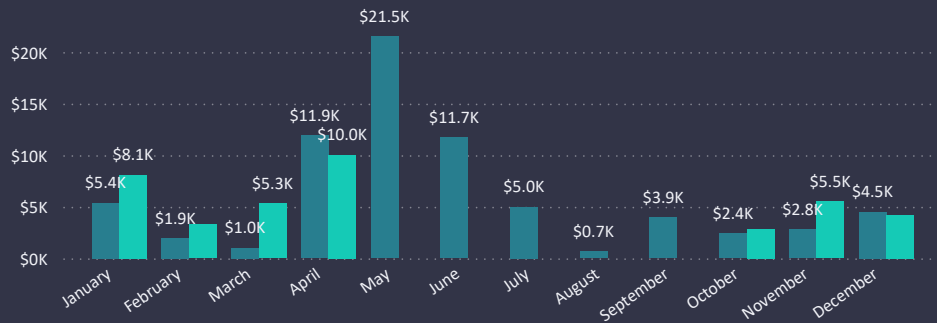


FY 25-26 Recreation Total & Goal

\$39,308
Goal: \$82,752

Recreation Monthly Revenue Totals

Fiscal Year ● 2024-2025 ● 2025-2026




General Programs



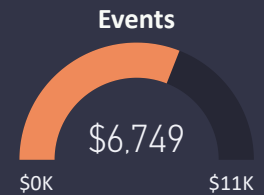
Youth Camps



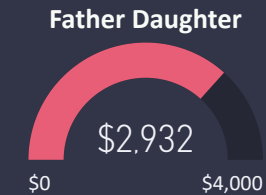
Senior Programs



Events



Father Daughter



Misc. Programs





POLICE DEPARTMENT





ANGLETON POLICE DEPARTMENT CRIME TRENDS

<u>CLASS A CRIME TRENDS</u>	Apr-25	Apr-26	Jan-Dec 2025	Jan-Dec 2026
Homicide Offense	0	0	0	0
Sex Offenses	0	2	2	8
Assault Offenses	18	18	56	59
All Other Part A Crimes Against Persons	6	2	16	16
Total Group A Crimes Against Persons	24	22	74	83
Robbery	0	0	2	2
Burglary	5	4	16	14
Theft Offenses	12	13	50	51
Motor Vehicle Theft	2	2	7	4
Fraud Offenses	8	4	17	16
Destruction/Damage/Vandalism	4	4	18	20
All Other Part A Property Crimes	2	1	6	7
Total Group A Property Crimes	33	28	116	114
Narcotic Offenses	15	10	49	32
Weapons Law Violations	2	2	8	5
All Other Part A Crimes Against Society	0	0	2	2
Total Group A Crimes Against Society	17	12	59	39
Total Group A Offenses	74	62	249	236
<u>CLASS B CRIME TRENDS</u>	Apr-25	Apr-26	Jan-Dec 2025	Jan-Dec 2026
DWI	8	10	35	33
Liquor Law Violations	2	0	3	0
Trespass of Property	1	0	6	4
All other Part B Crimes	11	8	32	34
Total Group B Offenses	22	18	76	71
Total All Group Offenses	96	80	325	307



Criminal Investigations Division

Apr-26

INVESTIGATOR	ASSIGNED CASES	ACTIVE CASES	INACTIVE CASES	CLEARED BY ARREST	EXCEPTIONALLY CLEARED	UNFOUNDED	CLOSED
Sgt. Land (5310)	3	3					
Cpl. Phillips (5311)	3	2			1		
Cpl. Cobos (5312)	10	3				1	6
Cpl. Koziol (5313)	8	1			2		5
Cpl. Burch (5314)	5	2					3
TOTALS	29	11	0	0	3	1	14

Cases Year To Date: January - December 2026

INVESTIGATOR	ASSIGNED CASES	ACTIVE CASES	INACTIVE CASES	CLEARED BY ARREST	EXCEPTIONALLY CLEARED	UNFOUNDED	CLOSED
Sgt. Land (5310)	17	7			1		9
Cpl. Phillips (5311)	23	8		1	1	1	12
Cpl. Cobos (5312)	34	4	1	1	2	3	23
Cpl. Koziol (5313)	26	4			3		19
Cpl. Burch (5314)	26	6	1	1	5		
TOTALS	126	29	2	3	12	4	63

Current Active Case Workload

Sgt. Land (5310)	11
Cpl. Phillips (5311)	11
Cpl. Cobos (5312)	6
Cpl. Koziol (5313)	6
Cpl. Burch (5314)	9
TOTALS	43



ANGLETON POLICE DEPARTMENT

MONTHLY COMPARISON

ANNUAL MONTHLY COMPARISON

	Feb-26	Mar-26	Apr-26	YTD Total	Apr-24	Apr-25	Apr-26
ARRESTS	46	54	61	215	116	64	61
TOTAL Charges	62	68	77	277	222	84	77
Misdemeanor - Class C	16	16	27	76	160	29	27
Misdemeanor - Class A & B	39	44	36	154	35	34	36
FELONY	7	8	14	47	27	21	14
TOTAL CALLS FOR SERVICES	4,001	4,598	4,001	17,015	8,864	6,405	4,001
POLICE	3,264	3,832	3,239	14,009	8,109	5,725	3,239
FIRE	110	89	104	406	73	78	104
EMS	512	560	549	2,131	492	475	549
ANIMAL SERVICES	115	117	109	469	190	127	109
AVG. RESP TIME - PRIORITY	3:21	3:28	3:37	3:28	3:16	3:29	3:37
AVG. RESP TIME - NON PRIORITY	4:26	4:45	4:58	4:34	5:07	3:43	4:58
BUSIEST DAY(†)	WED	TUE	THUR		TUE	TUE	THUR
BUSIEST TIMES(†)	11:00 AM	12:00 PM	10:00 AM		1000, 1600, 1700	3:00 AM	10:00 AM
TOTAL TRAFFIC ENCOUNTERS	636	830	634	2,670	835	1181	634
DOCUMENTED TRAFFIC CITATIONS	720	927	720	2,870	664	1096	720
OTHER CLASS C CITATIONS**	26	22	38	100	20	33	38
MOTOR VEHICLE CRASH	39	47	51	166	66	45	51
AUTO - PEDESTRIAN ACCIDENTS	1	4	1	8	2	2	1
SPEEDING STUDIES	1	0	0	1	1	0	0
TOTAL WARRANTS CLEARED	190	156	115	571	208	137	115
COLLECTION AMOUNT CLEARED	\$67,400.38	\$58,026.97	\$43,699.25	\$208,964.95	\$82,285.40	\$48,213.61	\$43,699.25
ESTIMATED MONEY RECEIVED	\$27,039.90	\$24,801.09	\$15,459.95	\$80,818.36	\$31,839.54	\$16,561.57	\$15,459.95
TOTAL WARRANT ARRESTS	21	15	11	57	25	18	11
TOTAL COMMUNITY EVENTS	0	1	0	1	0	0	0
TOTAL PTO HOURS TAKEN	613.5	318	383.5	1,830.00	475	425.46	383.5



PUBLIC WORKS

Public Works

April 2026

PRIORITY PROJECTS

1. **Lift Station #8 Sanitary Sewer Rehabilitation:** The second amendment is currently under review by the GLO for an extension request. Once approved, Amendment 3 can be submitted for the additional work to be completed.
2. **Lift Station #24 Sanitary Sewer Rehabilitation:** We were able to get the extra 25% of work approved by the country. Pipe bursting began on this project last week of April.
3. **WWTP Improvements:** City engineer provided proposal that was approved at city council in February. HDR performed a site visit on March 19th.
4. **Meter Exchange Project:** Aqua Metric has begun the next phase of replacing the 135 1.5"-2" meters, there are 11 work orders left for these exchanges. City staff will continue to replace the previous meters that had conflicts.
5. **Lorraine Street Sanitary Rehabilitation Project:** City engineer has completed survey and geotechnical.
6. **Street Bond Package III (Parish/Sliver Saddle):** Construction beginning on Silver Saddle portion of project. We received an updated project schedule from the contractor; they will begin on May 25th.
7. **Brazoria County Overlays (Interlocal) 24-25FY:** County confirmed that overlays from 24-25FY, and 25-26FY will be completed this summer.
8. **288B Utility Improvements:** City engineers will begin to move forward with the bid phase of this project. HDR submitting plans to all utility providers for approval.
9. **TXDOT TA Downtown Improvements Project:** This project is expected to be bid on June 2027. City has sent comments on 90% plans back to TXDOT.
10. **Lead Service Line Inventory:** It does not appear promising receiving TWDB funding. Currently evaluating predictive modeling prior to full replacements.

MONTHLY REPORT TOPICS

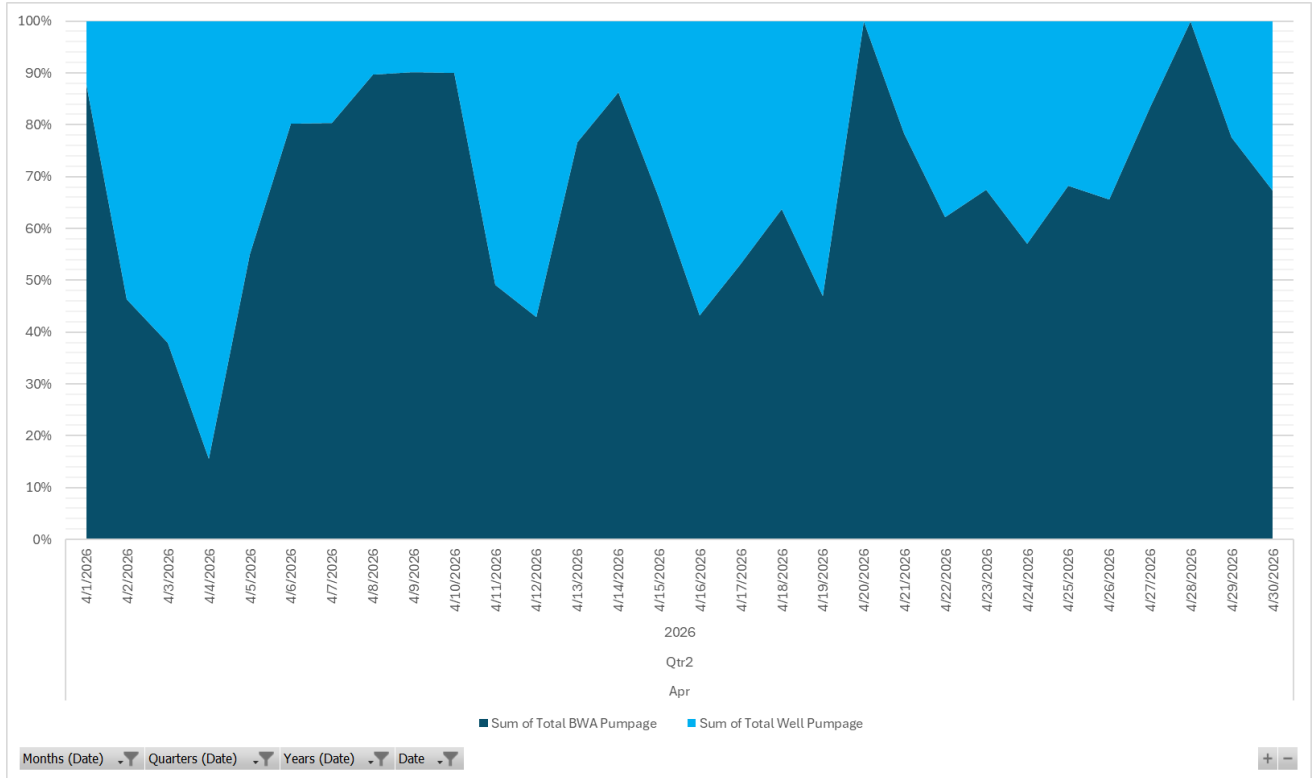
- **Equipment** –The new dump truck is set for early delivery in June 2026. Our Vactor truck is currently out of service. We know of the fan needing to be replaced but are still awaiting determination on the tank prior to repair.
- **Drainage** – In the month of April, E Kiber from S Chenango to Downing were completed and portions of E Hospital Drive. In May we have scheduled the 1000 block of N Chenango, N Columbia St, 600 block of W Orange, and E Live Oak.
- **Water Treatment** - In the month of April our water operations staff produced 66,242,000 gallons of water. The daily average flow was 2.131 MGD. The highest use day was April 18th at 2.951 MG. Overall we utilized 63.08% of the BWA contract water this month. Once mixer is delivered, it will be installed in the tank. Staff will begin with several replacement of

hydrants. Wells 6 and 7 began inspections on rehabilitation in the month of April. North Tower has also begun the rehabilitation process during the month of April.

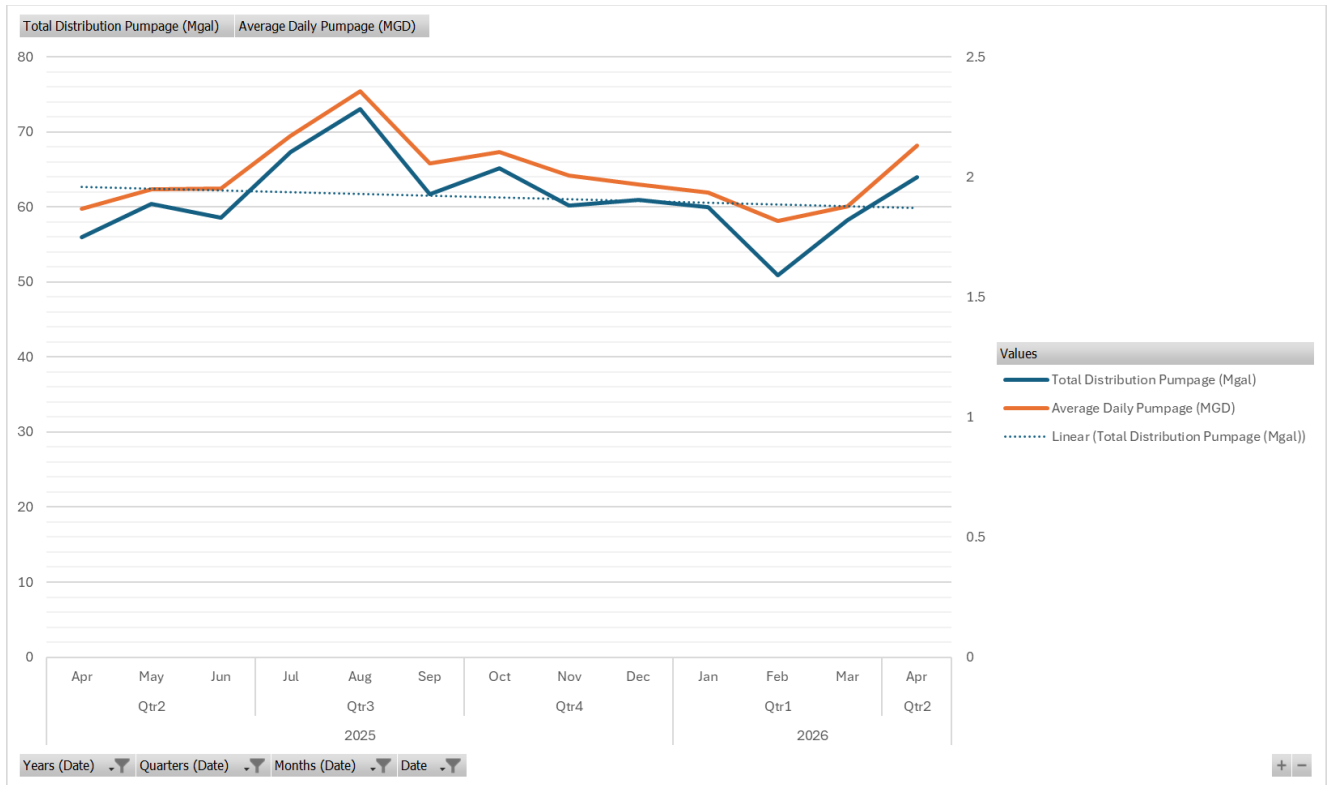
- **Wastewater Treatment Plant** - This month our wastewater treatment plant staff treated 43,130,140 gallons of wastewater. The daily average flow was 1.437 MGD. The total rainfall for the month was 2.31". The highest flow was recorded on April 22nd, at 2.95 MG. This occurred during a rainfall event of 1.07" we received the day of. We are currently working on costs to upgrade the VFD for the influent pumps as this has impacted on our pump operation/SCADA.
- **Work Orders** – For the entire month of April we received 158 Public Works related work orders. Of these work orders 74 were completed. This puts us at a completion percentage rate of about 47% for this month. There were also 127 back logged work orders completed, putting PW at 201 work orders completed in March. The average turnaround time for work orders over the past month has been approximately 4 days.
 - In total there have been 20,142 work orders entered into iWorQ. Of these, 19,416 have been completed to date. This gives an overall completion of approximately 96% across the city.

Type of Work	Received	Resolved
Water Leaks/Issues	48	49
Sewer Issues	38	32
Streets/Drainage Issues	30	19
Water Taps/Sewer Taps	37	99
Signage/Lighting	5	2
Total	158	201

Water - April 2026 Source Water Utilization



Water – Monthly Distribution, 12 Months





UTILITY BILLING

2026 APRIL

ACCOUNTS	ACTIVE	DISCONNECTED	FINALED	INACTIVE	GRAND TOTAL
TOTAL #	7940	154	3282	25843	37219
ARREARS	\$ 278,782.01	\$ 13,327.53	\$ 883,224.21	\$ 153.88	\$ 1,175,487.63
CURRENT	\$ 1,405,073.60	\$ 14,688.06			\$ 1,419,761.66
BALANCE	\$ 1,683,855.61	\$ 28,015.59	\$ 883,224.21	\$ 153.88	\$ 2,595,249.29

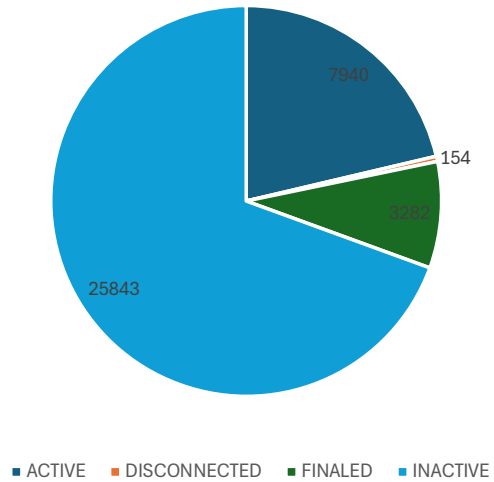
CALCULATION SUMMARY

TOTAL CHARGES	\$ 1,424,361.66
DEPOSIT RETURNS	\$ (4,600.00)
TOTAL CURRENT	\$ 1,419,761.66

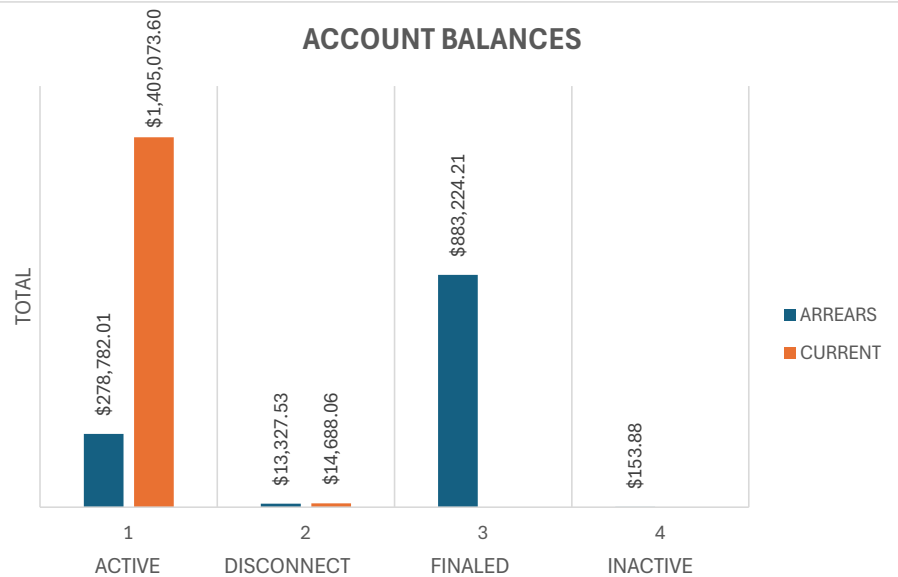
ACTIVE ACCOUNT RECONCILIATION

NEW ACCOUNTS	125
DISCONNECT-NO TRANSFER	149
DISCONNECT-TRANSFER	5

OF ACCOUNTS



ACCOUNT BALANCES



2026 FEBRUARY

ACCOUNTS	ACTIVE	DISCONNECTED	FINALED	INACTIVE	GRAND TOTAL
TOTAL #	7911	126	3221	25736	36994
ARREARS	\$ 425,775.09	\$ 18,356.65	\$ 864,798.00	\$ 153.88	\$ 1,309,083.62
CURRENT	\$ 1,428,659.11	\$ 6,843.47			\$ 1,435,502.58
BALANCE	\$ 1,854,434.20	\$ 25,200.12	\$ 864,798.00	\$ 153.88	\$ 2,744,586.20

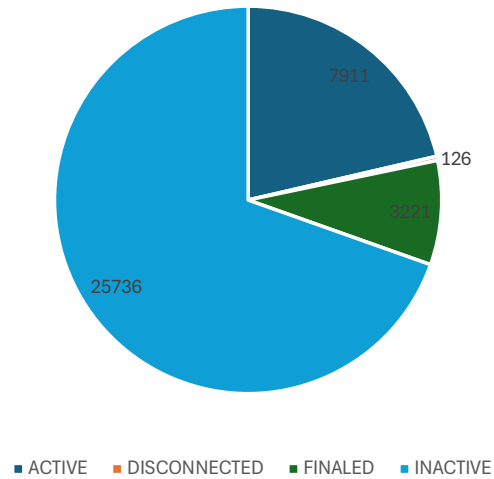
CALCULATION SUMMARY

TOTAL CHARGES	\$ 1,536,068.40
DEPOSIT RETURNS	\$ (8,800.00)
TOTAL CURRENT	\$ 1,527,268.40

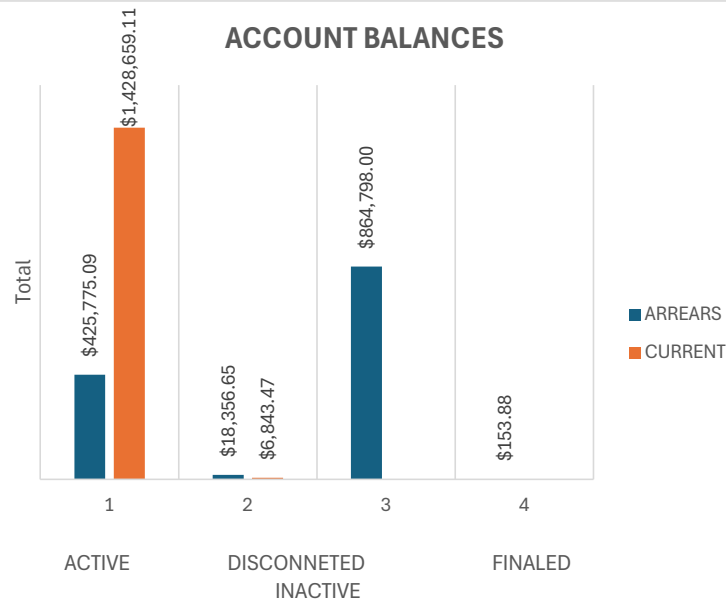
ACTIVE ACCOUNT RECONCILIATION

NEW ACCOUNTS	100
DISCONNECT-NO TRANSFER	144
DISCONNECT-TRANSFER	8

OF ACCOUNTS



ACCOUNT BALANCES



2026 MARCH

ACCOUNTS	ACTIVE	DISCONNECTED	FINALED	INACTIVE	GRAND TOTAL
TOTAL #	7926	134	3258	25780	37098
ARREARS	\$ 349,671.70	\$ 10,723.33	\$ 876,966.87	\$ 153.88	\$ 1,237,515.78
CURRENT	\$ 1,248,672.96	\$ 4,147.00			\$ 1,252,819.96
BALANCE	\$ 1,598,344.66	\$ 14,870.33	\$ 876,966.87	\$ 153.88	\$ 2,490,335.74

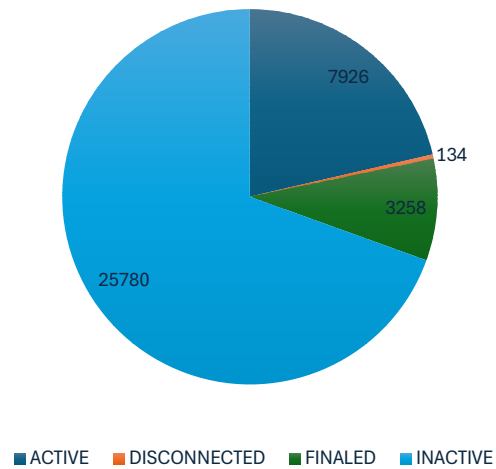
CALCULATION SUMMARY

TOTAL CHARGES	\$ 1,256,369.96
DEPOSIT RETURNS	\$ (3,550.00)
TOTAL CURRENT	\$ 1,252,819.96

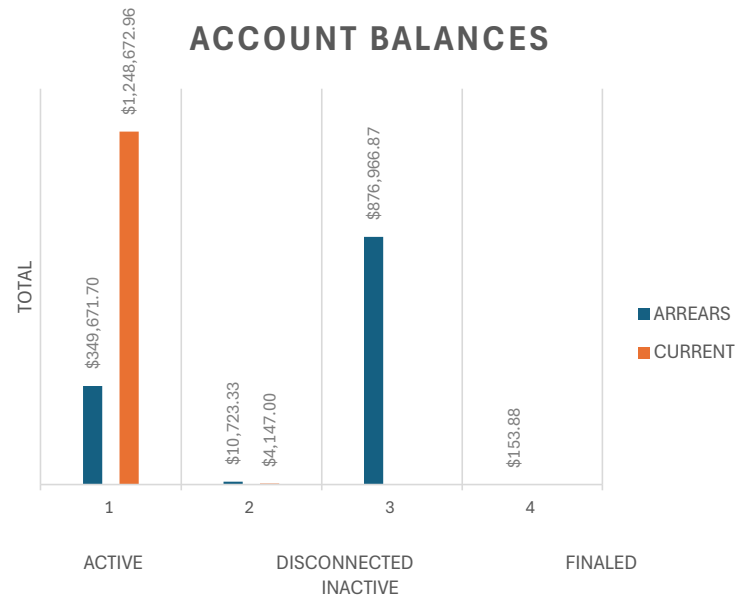
ACTIVE ACCOUNT RECONCILIATION

NEW ACCOUNTS	111
DISCONNECT-NO TRANSFER	23
DISCONNECT-TRANSFER	11

OF ACCOUNTS



ACCOUNT BALANCES



2026 APRIL

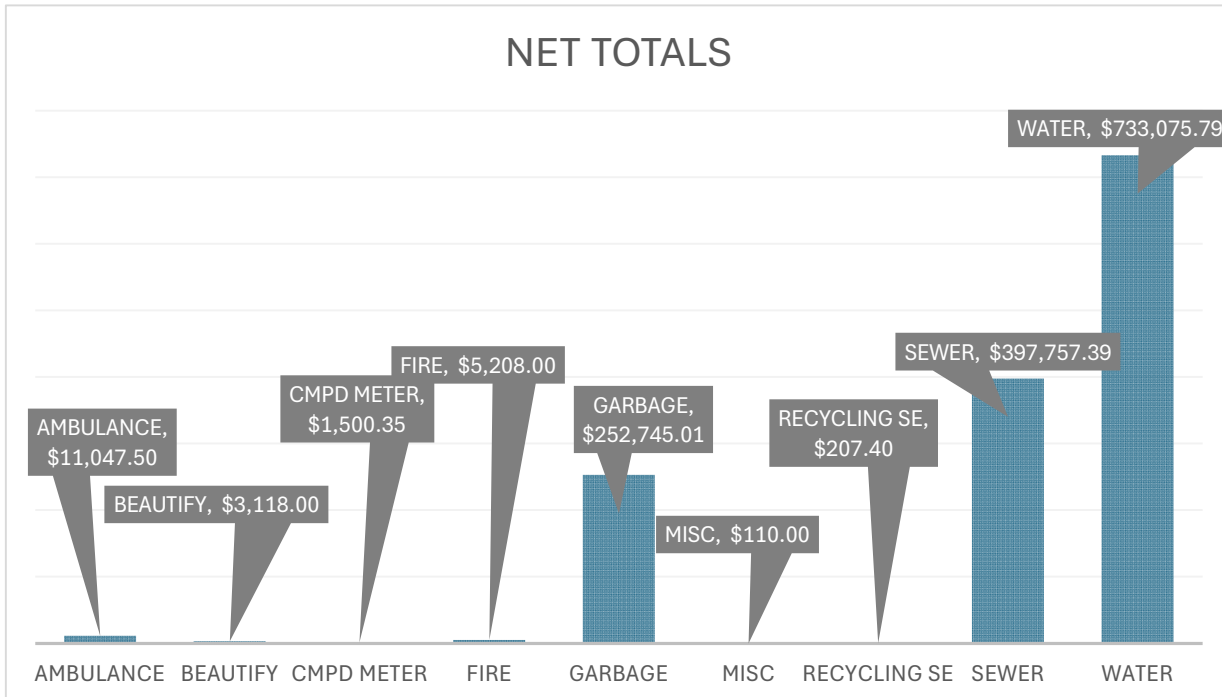
SERVICE CATEGORY TOTALS

CATEGORY	NUMBER	TOTAL NET	TOTAL TAX	TAXABLE
AMBULANCE	2455	\$ 11,047.50		
BEAUTIFY	3119	\$ 3,118.00		
CMPD METER	11	\$ 1,500.35		
FIRE	2604	\$ 5,208.00		
GARBAGE	7457	\$ 252,745.01	\$ 19,580.10	\$ 237,238.84
MISC	5	\$ 110.00		
RECYCLING SE	17	\$ 207.40	\$ 12.12	\$ 146.40
SEWER	7567	\$ 397,757.39		
WATER	7919	\$ 733,075.79		
TOTALS		\$ 1,404,769.44	\$ 19,592.22	\$ 237,385.24

CONSUMPTION

BILLED	UNBILLED	TOTAL
1850.00		4979.00
499070.00		499070.00
555009.00	885.00	552762.00

NET TOTALS



2026 FEBRUARY

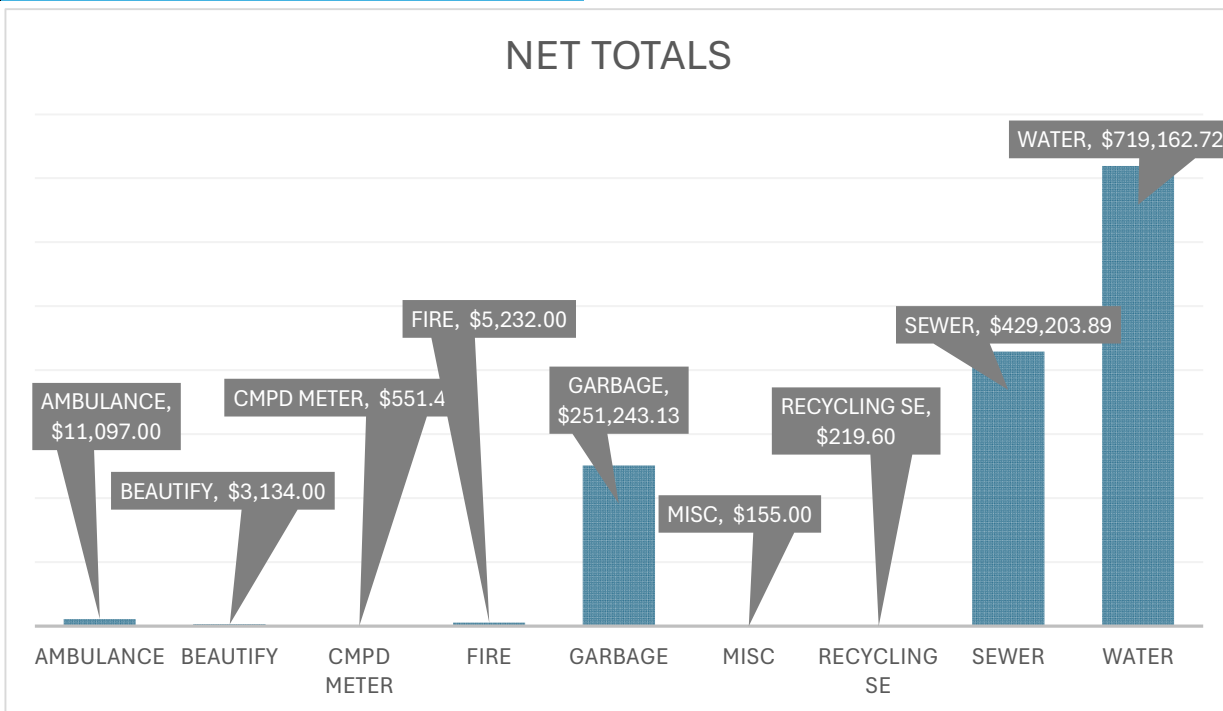
SERVICE CATEGORY TOTALS

CATEGORY	NUMBER	TOTAL NET	TOTAL TAX	TAXABLE
AMBULANCE	2466	\$ 11,097.00		
BEAUTIFY	3125	\$ 3,134.00		
CMPD METER	11	\$ 551.48		
FIRE	2616	\$ 5,232.00		
GARBAGE	7411	\$ 251,243.13	\$ 19,415.63	\$ 235,583.46
MISC	8	\$ 155.00		
RECYCLING SE	18	\$ 219.60	\$ 13.13	\$ 158.60
SEWER	7512	\$ 429,203.89		
WATER	7861	\$ 719,162.72		
TOTALS		\$ 1,419,998.82	\$ 19,428.76	\$ 235,742.06

CONSUMPTION

BILLED	UNBILLED	TOTAL
680.00		3601.00
560679.00		560679.00
605247.00	957.00	603283.00

NET TOTALS



2026 MARCH

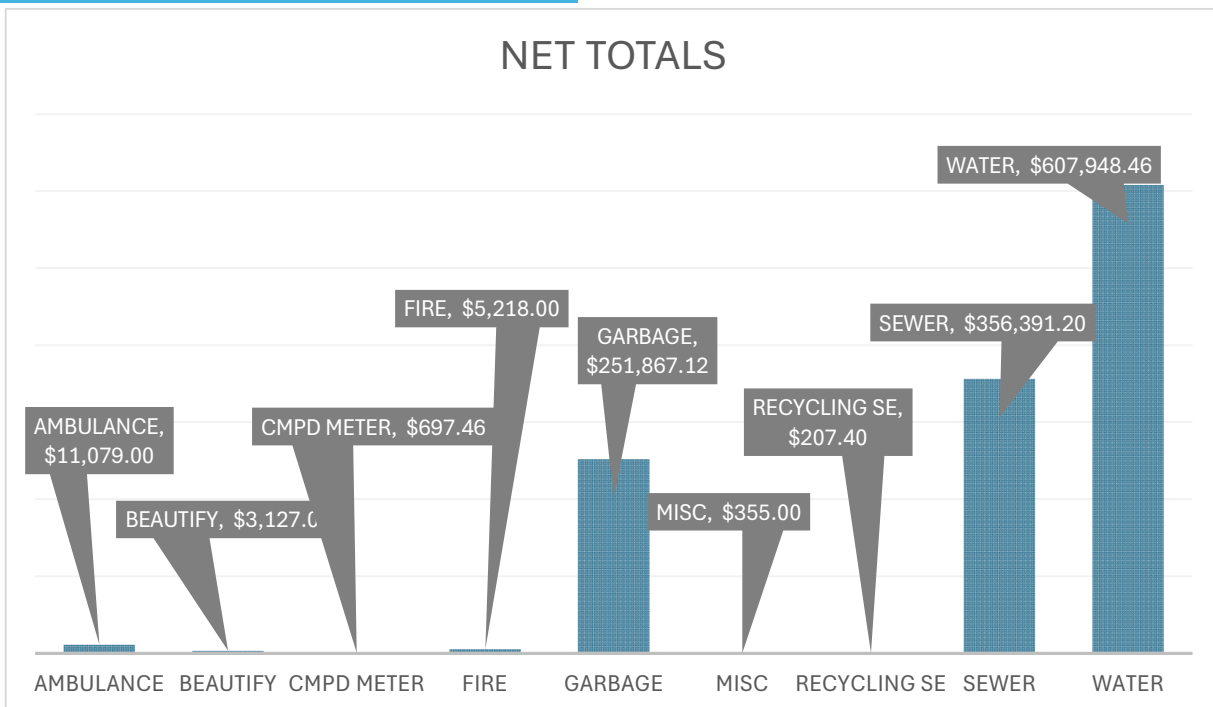
SERVICE CATEGORY TOTALS

CATEGORY	NUMBER	TOTAL NET	TOTAL TAX	TAXABLE
AMBULANCE	2462	\$ 11,079.00		
BEAUTIFY	3128	\$ 3,127.00		
CMPD METER	11	\$ 697.46		
FIRE	2609	\$ 5,218.00		
GARBAGE	7434	\$ 251,867.12	\$ 19,467.20	\$ 236,207.45
MISC	16	\$ 355.00		
RECYCLING SE	17	\$ 207.40	\$ 12.12	\$ 146.40
SEWER	7540	\$ 356,391.20		
WATER	7881	\$ 607,948.46		
TOTALS		\$ 1,236,890.64	\$ 19,479.32	\$ 236,353.85

CONSUMPTION

BILLED	UNBILLED	TOTAL
860.00		3088.00
405915.00		405915.00
440759.00	257.00	438788.00

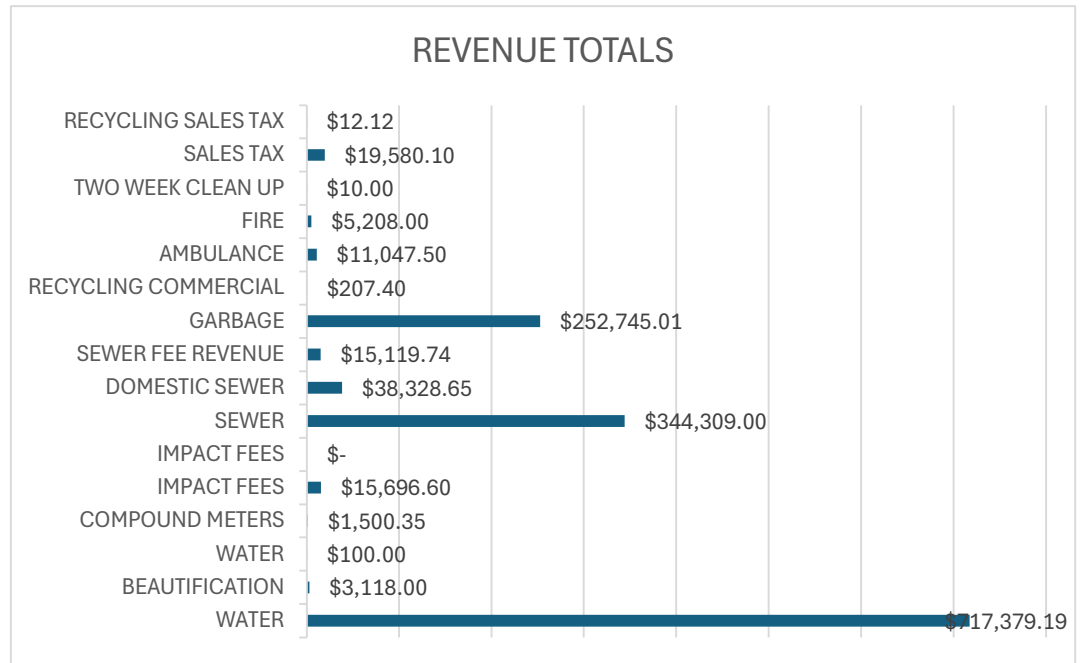
NET TOTALS



2026 APRIL

REVENUE CODE TOTALS

	R/C	DESCRIPTION	AMOUNT
SVC	100	WATER	\$ 717,379.19
	101	BEAUTIFICATION	\$ 3,118.00
	102	WATER	\$ 100.00
	103	COMPOUND METERS	\$ 1,500.35
	105	IMPACT FEES	\$ 15,696.60
	106	IMPACT FEES	\$ -
	200	SEWER	\$ 344,309.00
	201	DOMESTIC SEWER	\$ 38,328.65
	205	SEWER FEE REVENUE	\$ 15,119.74
	300	GARBAGE	\$ 252,745.01
	305	RECYCLING COMMERCIAL	\$ 207.40
	500	AMBULANCE	\$ 11,047.50
	600	FIRE	\$ 5,208.00
	761	TWO WEEK CLEAN UP	\$ 10.00
	TAX	400	SALES TAX
405		RECYCLING SALES TAX	\$ 12.12
R/C TOTALS		\$ 1,424,361.66	




2026 FEBRUARY

REVENUE CODE TOTALS

	R/C	DESCRIPTION	AMOUNT
SVC		100 WATER	\$ 703,576.72
		101 BEAUTIFICATION	\$ 3,134.00
		102 WATER	\$ 125.00
		103 COMPOUND METERS	\$ 551.48
		105 IMPACT FEES	\$ 15,586.00
		106 IMPACT FEES	\$ -
		200 SEWER	\$ 345,076.91
		201 DOMESTIC SEWER	\$ 69,108.98
		205 SEWER FEE REVENUE	\$ 15,018.00
		300 GARBAGE	\$ 251,243.13
		305 RECYCLING COMMERCIAL	\$ 219.60
		500 AMBULANCE	\$ 11,097.00
		600 FIRE	\$ 5,232.00
		761 TWO WEEK CLEAN UP	\$ 30.00
	TAX		400 SALES TAX
		405 RECYCLING SALES TAX	\$ 13.13
		R/C TOTALS	1439.427.58

REVENUE TOTALS



2026 MARCH

REVENUE CODE TOTALS

	R/C	DESCRIPTION	AMOUNT
SVC	100	WATER	\$ 592,326.41
	101	BEAUTIFICATION	\$ 3,127.00
	102	WATER	\$ 325.00
	103	COMPOUND METERS	\$ 697.46
	105	IMPACT FEES	\$ 15,622.05
	106	IMPACT FEES	\$ -
	200	SEWER	\$ 312,832.90
	201	DOMESTIC SEWER	\$ 28,487.47
	205	SEWER FEE REVENUE	\$ 15,070.83
	300	GARBAGE	251.867.12
	305	RECYCLING COMMERCIAL	\$ 207.40
	500	AMBULANCE	\$ 11,079.00
	600	FIRE	\$ 5,218.00
	761	TWO WEEK CLEAN UP	\$ 30.00
	TAX	400	SALES TAX
405		RECYCLING SALES TAX	\$ 12.12
R/C TOTALS		\$ 1,256,369.96	

717379.19

REVENUE TOTALS

